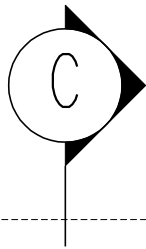


Please direct any questions to:

techprod@qut.edu.au

***Please do not contact the
Gardens Theatre directly.***



NOTES


STAGE FLOOR:
10mm MASONITE PAINTED BLACK


STAGE WALLS:
BRICK PAINTED BLACK


FIRE EXIT DOORS, FIRE HYDRANTS &
EXTINGUISHERS MUST NOT BE
OBSTRUCTED


THE FIRE CONTROL WATER CURTAIN
BEHIND THE PROSCENIUM ARCH
MUST NOT BE OBSTRUCTED


LEGEND: SECTION


FIRE HOSE REEL 


FIRE EXTINGUISHER 

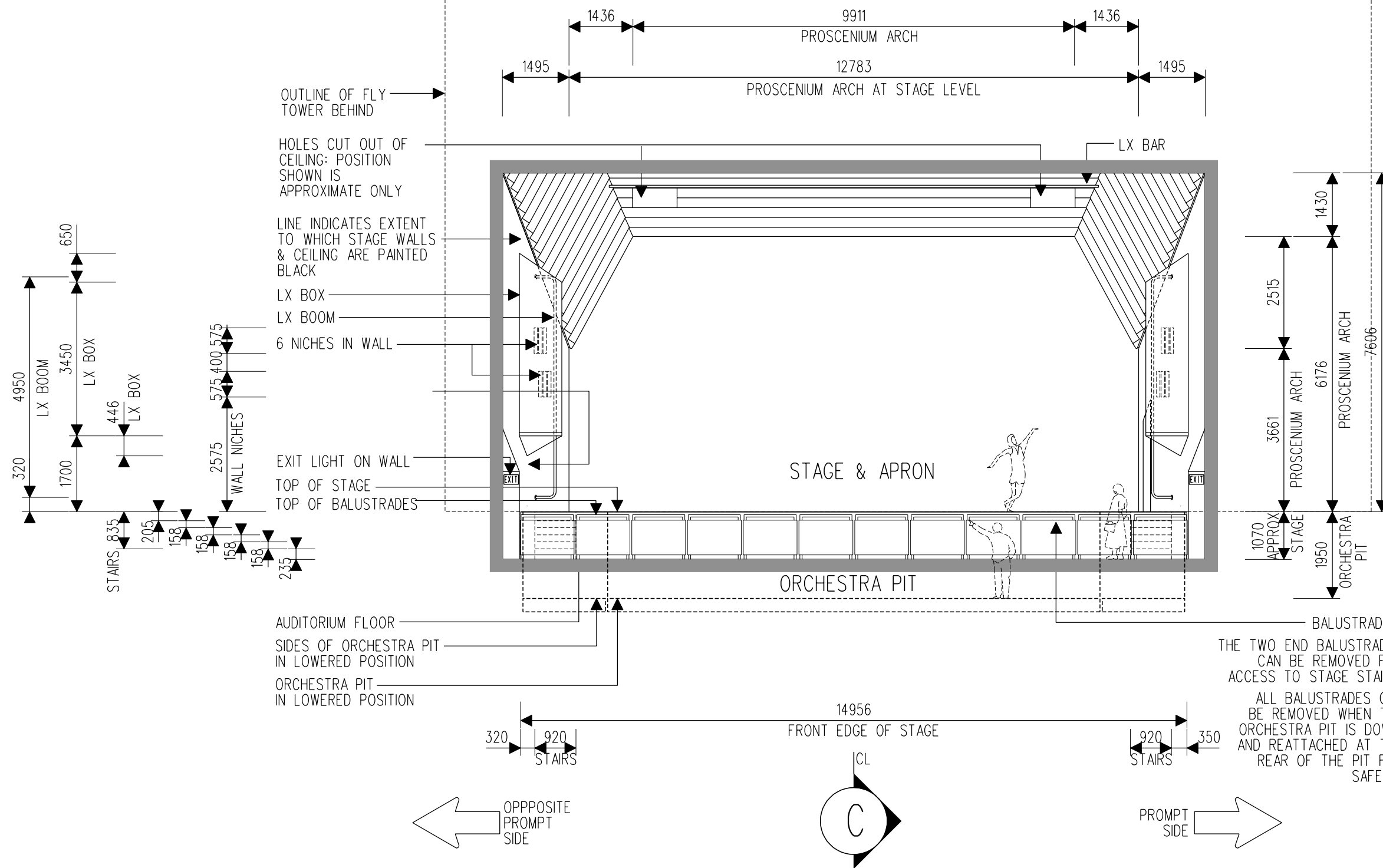
EXIT LIGHT 

BLUE LIGHT 

FLY LINE / HOSUE CURTAIN  -17
HC

LX BAR  +

STEEL BEAM  I



BALUSTRADES:
THE TWO END BALUSTRADES
CAN BE REMOVED FOR
ACCESS TO STAGE STAIRS.
ALL BALUSTRADES CAN
BE REMOVED WHEN THE
ORCHESTRA PIT IS DOWN,
AND REATTACHED AT THE
REAR OF THE PIT FOR
SAFETY.

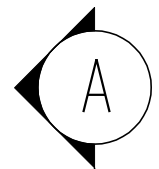

GARDENS THEATRE DWG. 07

SECTION AA:
CROSS SECTION THROUGH
AUDITORIUM SHOWING
ELEVATION OF PROSC. ARCH

SCALE 1:100 AT A3 SIZE

DRAWN BY RACHEL KONYI

DRAWN 15.12.97 UPDATED 23.07.01



LEGEND: SECTION

FIRE HOSE REEL	
FIRE EXTINGUISHER	
EXIT LIGHT	
BLUE LIGHT	
FLY LINE / HOUSE CURTAIN	---17 ---HC
LX BAR	+
STEEL BEAM	I

NOTES

STAGE FLOOR:
10mm MASONITE PAINTED BLACK

STAGE WALLS:
BRICK PAINTED BLACK

FIRE EXIT DOORS, FIRE HYDRANTS & EXTINGUISHERS MUST NOT BE OBSTRUCTED

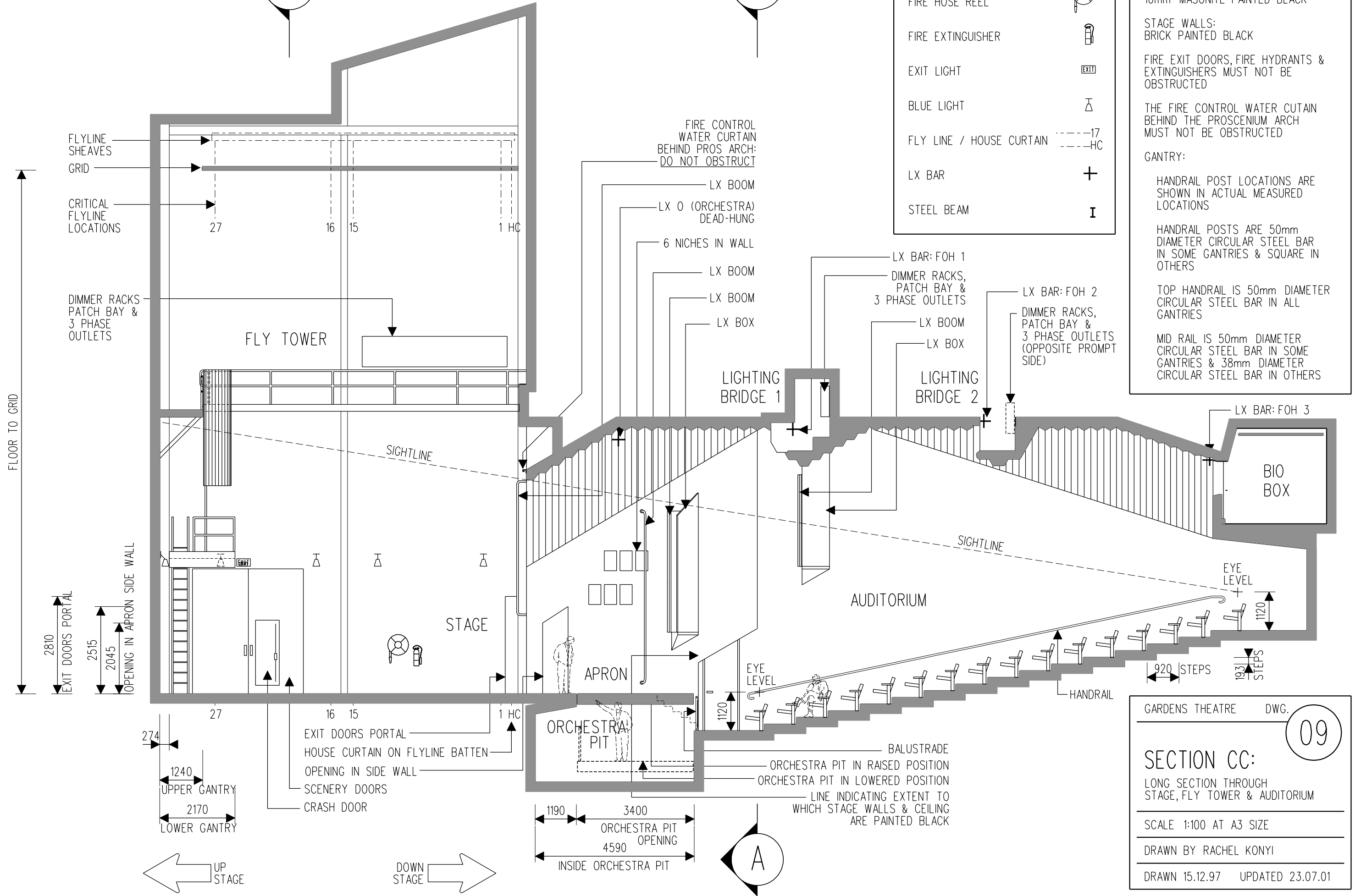
THE FIRE CONTROL WATER CURTAIN BEHIND THE PROSCENIUM ARCH MUST NOT BE OBSTRUCTED

GANTRY:
HANDRAIL POST LOCATIONS ARE SHOWN IN ACTUAL MEASURED LOCATIONS

HANDRAIL POSTS ARE 50mm DIAMETER CIRCULAR STEEL BAR IN SOME GANTRIES & SQUARE IN OTHERS

TOP HANDRAIL IS 50mm DIAMETER CIRCULAR STEEL BAR IN ALL GANTRIES

MID RAIL IS 50mm DIAMETER CIRCULAR STEEL BAR IN SOME GANTRIES & 38mm DIAMETER CIRCULAR STEEL BAR IN OTHERS



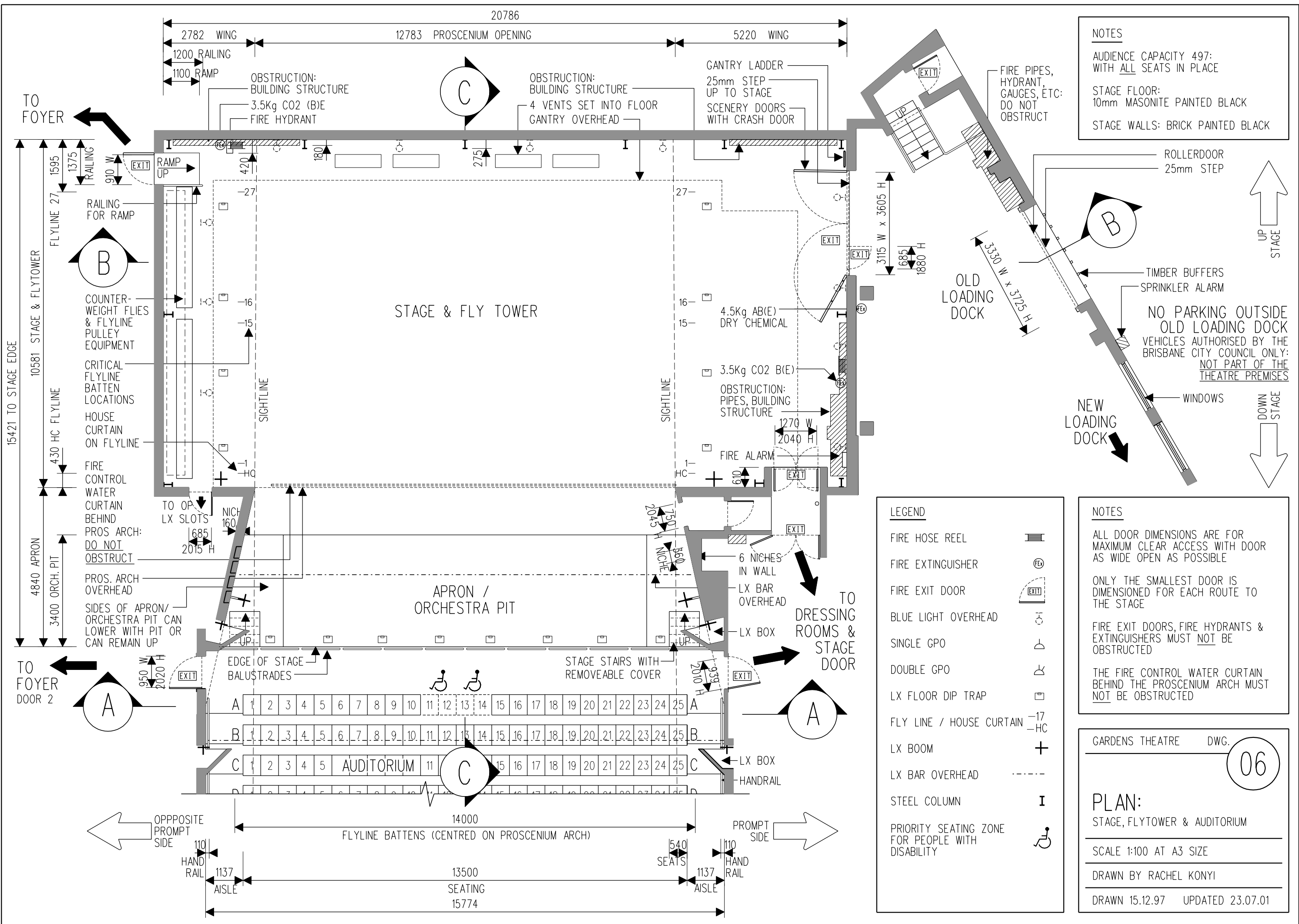
GARDENS THEATRE DWG. 09

SECTION CC:
LONG SECTION THROUGH
STAGE, FLY TOWER & AUDITORIUM

SCALE 1:100 AT A3 SIZE

DRAWN BY RACHEL KONYI

DRAWN 15.12.97 UPDATED 23.07.01



NOTES
 AUDIENCE CAPACITY 497:
 WITH ALL SEATS IN PLACE
 STAGE FLOOR:
 10mm MASONITE PAINTED BLACK
 STAGE WALLS: BRICK PAINTED BLACK

ROLLERDOOR
 25mm STEP
 UP STAGE
 DOWN STAGE
 TIMBER BUFFERS
 SPRINKLER ALARM
 NO PARKING OUTSIDE
 OLD LOADING DOCK
 VEHICLES AUTHORISED BY THE
 BRISBANE CITY COUNCIL ONLY:
 NOT PART OF THE
 THEATRE PREMISES
 WINDOWS
 NEW LOADING DOCK

LEGEND

FIRE HOSE REEL	
FIRE EXTINGUISHER	
FIRE EXIT DOOR	
BLUE LIGHT OVERHEAD	
SINGLE GPO	
DOUBLE GPO	
LX FLOOR DIP TRAP	
FLY LINE / HOUSE CURTAIN	-17 -HC
LX BOOM	+
LX BAR OVERHEAD	---
STEEL COLUMN	I
PRIORITY SEATING ZONE FOR PEOPLE WITH DISABILITY	

NOTES
 ALL DOOR DIMENSIONS ARE FOR
 MAXIMUM CLEAR ACCESS WITH DOOR
 AS WIDE OPEN AS POSSIBLE
 ONLY THE SMALLEST DOOR IS
 DIMENSIONED FOR EACH ROUTE TO
 THE STAGE
 FIRE EXIT DOORS, FIRE HYDRANTS &
 EXTINGUISHERS MUST NOT BE
 OBSTRUCTED
 THE FIRE CONTROL WATER CURTAIN
 BEHIND THE PROSCENIUM ARCH MUST
NOT BE OBSTRUCTED

GARDENS THEATRE DWG. **06**
PLAN:
 STAGE, FLYTOWER & AUDITORIUM
 SCALE 1:100 AT A3 SIZE
 DRAWN BY RACHEL KONYI
 DRAWN 15.12.97 UPDATED 23.07.01