



Your Acting audition information

Bachelor of Fine Arts (Acting)

About QUT

Queensland University of Technology (QUT) is a major Australian university with a global outlook and a real-world focus. QUT is a young university. You can feel that energy from the moment you join us. The buildings are spacious, open and collaborative. The facilities are state of the art. Not just the labs and studios, but the creative and performance spaces, swimming pools, gyms, tennis courts and athletics track.

We are a real-world university that is transforming the experience we offer our 50,000 students. But what does that really mean? Well it's about giving you practical skills to support the theory so when you graduate, you can step into your career and perform with confidence.


You'll learn from teaching staff who are industry leaders. They're smart, inspiring and exceptional. We're not just saying that, they have the awards to prove it. Courses are taught by full-time academic staff alongside part-time lecturers and tutors who are working in the field and bring real experiences and contacts to the classroom and studio.

Graduate with the skills you need. During your course, you'll undertake hands-on learning in our studios and work on real projects. You can also gain work experience with an organisation in your field. This will give you a real sense of what it's going to be like working with real deadlines and think-on-your-feet situations that get your adrenaline pumping.

We embrace technology to make your life easier. At the most technically advanced creative space in Australia, you can develop your creativity and collaborate in technology-equipped exhibition spaces for multimedia displays and final-year showcases. You will develop your craft with assistance from wired, black box performance spaces for live experimental work, fully equipped and staffed performance spaces and studios.

Remember, there's more to uni than just study. The fun starts from day one and this is where you'll form friendships and creative connections that can last a lifetime. There's a great sense of community at QUT too. Students who have travelled from overseas, interstate or outside of Brisbane feel right at home here, and so will you.

We recognise the important contribution First Nations people make to the creative and cultural life of Australia. The Queensland University of Technology (QUT) acknowledges the Turrbal and Yugara, as the First Nations owners of the lands where QUT now stands. We pay respect to their Elders, lores, customs and creation spirits. We recognise that these have always been places of teaching, research and learning. QUT acknowledges the important role Aboriginal and Torres Strait Islander people play within the QUT community



About QUT Creative Industries

Today, in every field, creativity is essential. It opens the door to new discoveries. It shows the way forward. It defines and redefines a changing world. QUT Creative Industries is a world leader in creative practice, communication and design teaching, and research. We create, communicate and design towards a future driven by knowledge and technology.

Across three schools we deliver the Bachelor of Fine Arts, Bachelor of Communication, Bachelor of Design and Bachelor of Creative Industries degrees. This means you'll be able to specialise in your chosen field, but also have the option to diversify your knowledge or pursue a passion in a different area from across the faculty or university.

We have over 500 industry partners to help you connect with real-world practical work and project experiences to increase your industry networks and employability when you graduate. In fact, QUT has been ranked #1 in Queensland for full-time graduate employment outcomes in creative arts*.

About the School of Creative Practice

Set within the Creative Industries, Education and Social Justice Faculty and based at the Kelvin Grove campus in Brisbane, the School of Creative Practice is a connected community of creative practitioners and researchers. The school is home to the Bachelor of Fine Arts program that brings together a range of creative practice disciplines, animation, creative writing, dance, drama, film and screen, music, technical production and visual arts.

This provides you with the opportunity to engage in transdisciplinary approaches to learning where you will get opportunities to work with students from other creative areas – reflective of collaborative experiences in the real world.

Specialist research adds depth to your studies and can help you in your career management.



About your course

ACTING



QUT Acting is Australia's leading degree in acting specialising in screen performance. If your ambition is to build a career in film and television, and still develop as an artist on stage and elsewhere, then this course offers you the range of learning, training and performance opportunities you need.

You will undertake three years of intensive training and performing, graduating as an employable film and stage actor. You will begin in your first year with studio work focusing on extensive training in movement, voice, speech production, physical expressivity, character, acting methodologies and script analysis, as well as an understanding of film and TV industries.




As your course progresses you will continue to refine your skills through studio and location modules, performing regularly in film shoots and studio productions.

Your facilities

You will work with students and experts across the creative industries in the best facilities in Australia. These include digitally equipped black box studios, breakout and collaboration spaces, and state-of-the-art music and sound recording studios—all with 24-hour access.

Learn from the best

To develop as an actor, you need confidence in the people around you. That's just what QUT provides. Your teachers are working in film, television and live performance. They're pursuing their own successful careers and love to share their professional insights and tips as they mentor you and help you to find your path onto the stage and screen.



Your audition preparation information for

Bachelor of Fine Arts (Acting) – First round application process

Please note that the application process for entry will be entirely online.

Acting auditions are conducted in two rounds: first round and recall. All applicants will participate in the first round, and then selected applicants will be invited to participate in the recall. A select number of applicants in the recall group will then be offered places in the Bachelor of Fine Arts (Acting). For entry, both audition rounds will be conducted entirely via online processes, and will require access to the following:

- video making technology
- a comparatively 'neutral' and quiet place in which to make the video
- simple editing software
- access to the internet
- access to Zoom.

The first round audition process has been designed to be achievable using only a smart phone. The recall audition process is also achievable using only a smart phone. However, as the recall audition involves interacting with the selection panel in real time via Zoom, applicants invited to participate in a recall audition may feel more comfortable doing so via a tablet, laptop computer, or desktop computer.

For the first round audition, the application process for entry will consist of the following components, all submitted via the [QUT online registration form](#):



- one personal statement video, maximum three minutes
- two audition videos, maximum three minutes per piece, submitted as two separate YouTube URLs
- supporting documentation, two-page maximum resume or CV plus headshot, submitted as a single Microsoft Word or PDF file.

The QUT online registration form will allow you to upload your supporting documentation as either a Microsoft Word or PDF file.

For the personal statement and audition videos, the QUT online registration form will allow you to provide URL links for your videos, which you will be uploading to YouTube. We require three videos: the first containing your personal statement

and the second and third containing your two audition pieces. Please include the URL of your personal statement video in the first field, and then your audition pieces video in the remaining two fields.

Please note it is the quality of the performance, not the quality of recording that is most important. Your video may be shot on any device including a mobile phone.

When uploading videos to YouTube, be sure to set them to [unlisted](#).

Recall auditions will be conducted via Zoom.



Supporting documentation

Your supporting documentation must be in a single Word or PDF file and include the following:

- resume or curriculum vitae, no more than two pages
- headshot or large passport-style photo.

Your resume should include the following:

- a summary of any previous acting or drama experience you have had
- your most recent educational institution and what subjects you were/are studying
- community, cultural or organised sport achievements
- work experience
- other.

Your headshot should:

- be well lit so that your face and eyes are clearly visible
- have no one else in the photo
- be without makeup or jewellery
- and if possible, incorporate your name at the top or bottom.

This supporting documentation should be uploaded to your QUT Online application form (as one combined file) or, for international applicants, be submitted with your international student application.



Personal statement video

Record a short video (three minutes maximum) of you talking directly to the camera, responding to the questions below.

Please note that there is no right or wrong answer. We want to understand a little about you.

- Who are you?
- Where do you live?

- What are you currently doing? (Are you working, or at school? If at school, which one? etc)
- What are your interests outside of acting?
- If you could change one thing in the world what would it be, and why?
- What makes you want to study acting at QUT?
- What else would you like us to know about you?



Your audition video



Choose, memorise and prepare for performance, two contrasting monologues in English, of no more than three minutes per piece.

By contrasting we mean two pieces that show two different characters, or aspects of yourself.

Set up your equipment to make two videos of you performing your monologues to the camera (one monologue in each video).

For one of your monologues you should film yourself in a mid-shot (so we only see the upper part of your body and face).

For the other monologue you should film yourself in a wide shot (so we see your whole body moving about in the space).

Do not make any edits of the performances themselves other than to ensure that the lighting and sound levels are satisfactory.

When deciding on your choice of monologues, please note that the QUT acting audition pieces are provided as a guide and it is not necessary to choose any of them. You could choose both your pieces from similar lists published by other acting/drama schools or make your own selection from other sources.

For QUT there is no requirement or recommendation to perform a Shakespeare piece.

When preparing material for your audition consider how the piece affects you, what emotions the character is going through, what the character wants, what the circumstances are and what the character is doing physically.

Know the lines well enough so that nervousness will not paralyse you.

Make bold choices in your interpretation and in your performance.

Only use audition pieces sourced from plays.

Do not use audition pieces you have devised or written yourself.

Do not use audition pieces extracted from poems or novels.

We recommend you read Dean Carey's book, *The Actor's Audition Manual*, [Currency Press](#).

If you are looking for a book you can download to Kindle, we recommend *Contemporary Monologues for Women* (*Good Audition Guides*) or *Contemporary Monologues for Men* (*Good Audition Guides*) by James Trilby and the Playlab Monologue collections for [Men](#) and [Women](#).

Make sure each piece is no longer than three minutes.

Submit your two audition pieces as two separate YouTube URLs. You do not need to use sophisticated equipment to shoot your video. You can shoot your video on your smartphone. You simply need to ensure the selection panel can see and hear your audition pieces properly. Our [online audition preparation tutorial](#) will show you how to record your video, what title to put on the front, and how to name your file. It's important that you get these requirements right, to ensure your pieces are visible in our system, and can be easily viewed.




Selection criteria – first round



In the first round, the selection panel considers your connection between body, voice, emotional accessibility and range. The panel looks for evidence of stage and screen presence and potential in addressing the possibilities of the text emotionally and intellectually

Feedback

Due to the large number of applications received, the selection panel is unable to provide feedback to applicants.



Bachelor of Fine Arts (Acting) – recall process

Acting recall audition preparation

For entry, recall auditions will be conducted via Zoom on Friday 7, Saturday 8 and Sunday 9 October 2022.

The recall audition process, like the first round audition process, is achievable using only a smart phone. However, as the recall audition involves interacting with the panel of assessors in real time via Zoom, applicants invited to participate in a recall audition may feel more comfortable doing so via a tablet, laptop computer, or desktop computer.

We'll notify you if you've been successful in being recalled via the email address included on your QUT online registration form. We will provide the Zoom meeting IDs to use for your recall audition in this email.

Your audition will be recorded for the purposes of marking moderation, after which time the recording will be deleted.

If you do not attend your recall audition you cannot be considered for a place in the course.

For the recall audition you will be using the same monologue pieces that you prepared for in your first audition. To prepare for your recall audition, it is recommended that you:

- know your character well and their situation in the play as a whole
- imagine or visualise in detail everything that you mention or respond to
- have a clear sense of where you are, what it looks like and what is in the space around you
- develop the truthfulness of your relationship with the person you are speaking to, and draw on your personal relationships to enhance your piece's believability, honesty and emotional range and depth
- think through your relationship objective (how you want the other person to change in how they relate to you) and your scene objective (what you want for yourself)
- take everything you learned from your first audition and apply it to your preparation.

For the recall audition, the process for entry will consist of the following components, all conducted via Zoom.

Screen test

You will introduce yourself to camera, and then you will be guided to perform an extract of one of your pieces also to camera. The selected piece will be one that is most 'natural' and therefore suitable for film (i.e. not Shakespeare or a similarly stylised genre).

Interview

You will be invited to answer questions about yourself, why you have applied for the acting course, and what you hope to achieve in an acting career.

Audition with redirection

You will be asked present one or both of your pieces - either part or in full - and you will be given one or more redirections to respond to in your performance of your piece.



Selection criteria – recall



In the recall, the selection panel considers your expressivity, screen and stage presence, believability, and ability to respond appropriately to direction. A sense of language, rhythm and a capacity for sustained concentration is also highly regarded. The selection panel considers your identification with the thought process of your text and your potential for artistic development. The panel looks for evidence of a serious commitment to an acting career in stage, film and television, enthusiasm and readiness to take on challenges and a strong work ethic.

Feedback

Due to the large number of applications received, the selection panel is unable to provide feedback to applicants.

Offers

For domestic students, all offers for the course will be made through QTAC or QUT Student Services and Wellbeing if you are a current Bachelor of Fine Arts undergraduate student. Offers will be made on the basis of audition assessment.

For international students, all offers for the course will be made through QUT International Admissions. Offers will be made on the basis of audition assessment and minimum English language requirements.

