



# annual report 07

ANNUAL REPORT | 2007 ANNUAL REPORT | 2007 ANNUAL REPORT | 2007 ANNUAL REPORT | 2007 ANNUAL REPORT

a university for the **real** world<sup>®</sup>

# CONTENTS

REPORT OF THE QUT COUNCIL FOR 2007	1
INTRODUCTION FROM THE VICE-CHANCELLOR	2
QUT'S VISION AND GOALS	3
KEY PERFORMANCE INDICATORS	4
HOW WE ARE ORGANISED	6
LEARNING AND TEACHING PLAN	8
RESEARCH AND INNOVATION PLAN	13
PEOPLE AND CULTURE PLAN	18
FINANCE AND INFRASTRUCTURE PLAN	24
INTERNATIONAL STRATEGY	29
IT VISION AND STRATEGY	35
FUNCTIONS AND POWERS OF THE UNIVERSITY	38
GOVERNANCE*	40
QUT AND CONTROLLED ENTITIES—FINANCIAL STATEMENTS FOR THE YEAR ENDED 31 DECEMBER 2007	
Income statement	46
Balance sheet	47
Statement of changes in equity	48
Cash flow statement	49
Notes to the financial statement	50
Certifications	108
Auditor's report	109
CONTROLLED ENTITIES—FUNCTIONS AND REPORTING ARRANGEMENTS	111
INTERNATIONAL TRAVEL REPORT: 2007	112
CONSULTANCY EXPENDITURE	169
CORPORATE INFORMATION SYSTEMS	169
COUNCIL COMMITTEES MEMBERSHIP AND ATTENDANCE IN 2007	170

\* includes Council membership and attendance 2007

# REPORT OF THE QUT COUNCIL FOR 2007



Major General **Peter Arnison**

I have great pleasure in presenting this report for the year ending 31 December 2007 to the Honourable Rod Welford, Queensland Minister for Education and Training and Minister for the Arts, as required by the *Financial Administration and Audit Act 1977*. The report also addresses the requirements of the Australian Government's Financial Statement Guidelines for Australian Higher Education Providers for the 2007 Reporting Period.

The Australian higher education scene is strongly competitive, nationally and internationally. Across the system there has been subdued demand from Australian students for a number of years, while locally and nationally the need for graduates remains high, particularly in a number of areas with urgent professional skills shortages.

Within this environment, QUT has, over the course of 2007, been distinctly successful in advancing its strategic goals set out in the institutional plan, the *QUT Blueprint*, and as part of doing so has actively sought to engage with its many communities and stakeholders to help meet their needs.

This report documents important achievements in enhancing the quality of QUT's teaching and learning environments and in continuing the rapid expansion of the University's research profile and performance. Throughout 2007 QUT also continued its program of strategic investments in staff and infrastructure to ensure the sustainability and quality of its endeavours, exemplified by the opening of the Student Learning and Support Centre at Kelvin Grove, providing state-of-the-art facilities and services for students.

QUT's achievements in 2007 are based on strong foundations. The University aims for the highest standards of governance and management, including maintaining a strong financial position and sustaining productive relationships between Council members, the Vice-Chancellor and the staff of the University.

I commend this report to all our partners and stakeholders, including staff, students, alumni, donors, the professions, the business community, government, the media, and colleagues in the education and research sectors.

A handwritten signature in black ink that reads "Peter Arnison". The signature is written in a cursive, flowing style.

Major General (Ret'd) Peter Arnison AC, CVO  
Chancellor

# INTRODUCTION

FROM THE VICE-CHANCELLOR



Professor Peter Coaldrake, Vice-Chancellor

2007 marked the fourth full year of implementation of the plans outlined in the QUT *Blueprint*. The broad aims are to strengthen our education environments, increase our research capacity, and renew and reorient our services and infrastructure to ensure that they best support these aims. The Blueprint also articulates clearly QUT's commitment to developing productive partnerships inside and outside of the University, as part of our distinctive emphasis on linking high-quality academic work with the needs of the real world. These are not short-term aspirations, and they are being pursued in an environment which for some years has been characterised by strong national and international competition for the best students and staff, generally soft domestic demand for higher education, and continuing resource pressures. QUT's achievements in 2007, highlighted in this Report, demonstrate our sustained success in building a stronger university in these challenging times.

Over the past few years, QUT's research growth has been the most visible aspect of the transformation of the University, along with related activity such as the construction of new research space. In 2007 strong growth in research income continued across all categories, with QUT establishing itself as a national and international leader in several academic and professional fields. During the year QUT also achieved outstanding results in ARC Linkage grants, awarded for research conducted in partnership with external agencies.

The Blueprint gives equal prominence to our educational mission, and in 2007 a number of important developments were marked, including the opening of the Student Learning Support Centre at Kelvin Grove; our first graduation ceremony in China; the roll-out of LEX, our universal online student survey; and further progress with our initiatives to improve real-world learning as well as the first-year experience of undergraduates. The University also invested in major student-related systems redevelopments.

Student demand was sustained, despite the continued flattening of interest in university study across the country, and during the year QUT continued to review its programs and focus on its strengths, particularly in the areas of humanities and human services, health, and science and engineering.

These achievements in 2007 add to the ongoing momentum of reform at QUT, and to the building of a strongly performance-oriented culture across the University. Sustaining this momentum, and matching it with the best possible systems and infrastructure, remains a key challenge for the future, and we are well placed to continue this work in 2008, further cementing QUT's position as a distinctive and engaged university which delivers clear benefits to the community.

QUT's success is due to the outstanding efforts and commitment of its academic and professional staff, and to strong and effective frameworks of leadership and governance. I particularly acknowledge the support and leadership shown by the Chancellor and members of Council, as well as the contributions made by the partners from all parts of the community who work so effectively with the University.

A handwritten signature in black ink, appearing to read 'Peter Coaldrake'. The signature is stylized with a large 'P' and 'C'.

Professor Peter Coaldrake

# QUT'S VISION AND GOALS

The *QUT Blueprint 2011* is the University's five-year institutional strategic plan. It stands at the centre of a planning process that is underpinned by the *QUT Quality Framework* and based on a continuous cycle of Plan/Implement/Review/Improve. The *QUT Blueprint*, revised during 2006 to reflect changes in the higher education environment, specifies QUT's vision and goals.

QUT is a leading university of technology which aims to strengthen its distinctive national and international reputation by combining academic strength with practical engagement with the world of the professions, industry, government, and the broader community.

In line with this aim, QUT's overall **vision** for the future is:

- to provide outstanding learning environments and programs that lead to excellent outcomes for graduates, enabling them to work in and guide a world characterised by increasing change
- to undertake high-impact research and development in selected areas, at the highest international standards, reinforcing our applied emphasis and securing significant commercial and practical outcomes
- to strengthen and extend our strategic partnerships with professional and broader communities to reflect both our academic ambitions and our civic responsibility.

Five key **goals** will guide QUT's progress towards attaining this vision:

- to build our research capacity in selected areas
- to strengthen our reputation for quality teaching and learning and provide among the best learning environments in Australia
- to strengthen our 'real-world' positioning in teaching and research through better partnerships across internal and external boundaries
- to integrate information and communications technology into our teaching, research, business support functions and infrastructure
- to develop environments that foster and reward high-quality scholarship and that build a sense of community.

As part of the review of the *QUT Blueprint* during 2006, the University adopted a revised set of corporate **values**. QUT values:

- a service orientation which is client focused, reliable and responsive to the needs of both the University and relevant external communities
- scholarship, learning and achievement in all student and staff endeavours
- engagement with and responsiveness to its diverse internal and external communities
- social justice and equal opportunity in education and employment
- a safe, supportive and healthy working environment which supports work/life balance
- honesty, integrity and ethical behaviour and practices
- a spirit of experimentation, innovation, entrepreneurialism and client service.

Flowing from the *QUT Blueprint* are QUT's top-level plans for

- Learning and Teaching
- Research and Innovation
- People and Culture
- Finance and Infrastructure.

The revised *Blueprint* includes recalibrated **key performance indicators** for each of the top-level plans.

As part of the planning process the University has also adopted an International Strategy and an Information Technology Strategy; a Space Management Strategy introduced in 2007 provides strategic direction for the planning and deployment of space.

The following pages offer detailed summaries of achievements against the objectives and key performance indicators in each of the four top-level plans, the International Strategy and the IT Strategy.

# KEY PERFORMANCE INDICATORS

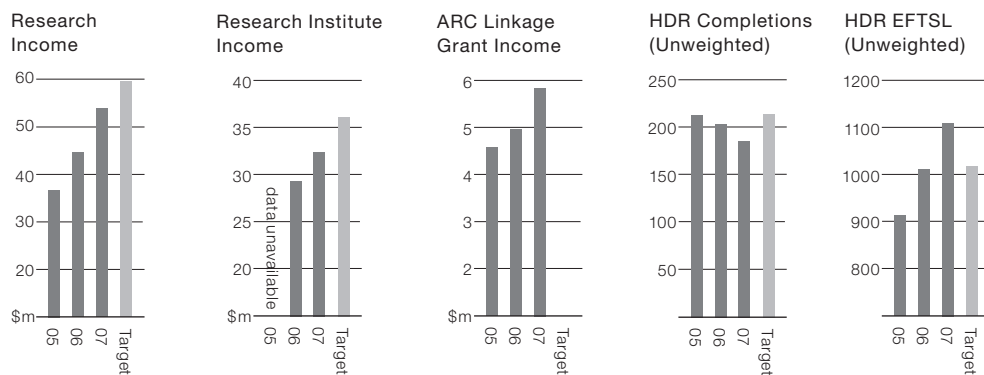
KEY PERFORMANCE INDICATORS (KPIs) relate to the five *QUT Blueprint* goals.

## ABBREVIATIONS:

CEQ: Course Experience Questionnaire  
EFTSL: Equivalent Full-Time Student Load  
FT/FFT: Full-Time/Fractional Full-Time  
GDS: Graduate Destinations Survey  
HDR: Higher Degree (Research)  
PREQ: Postgraduate Research Experience Questionnaire  
SES: Socioeconomic Status

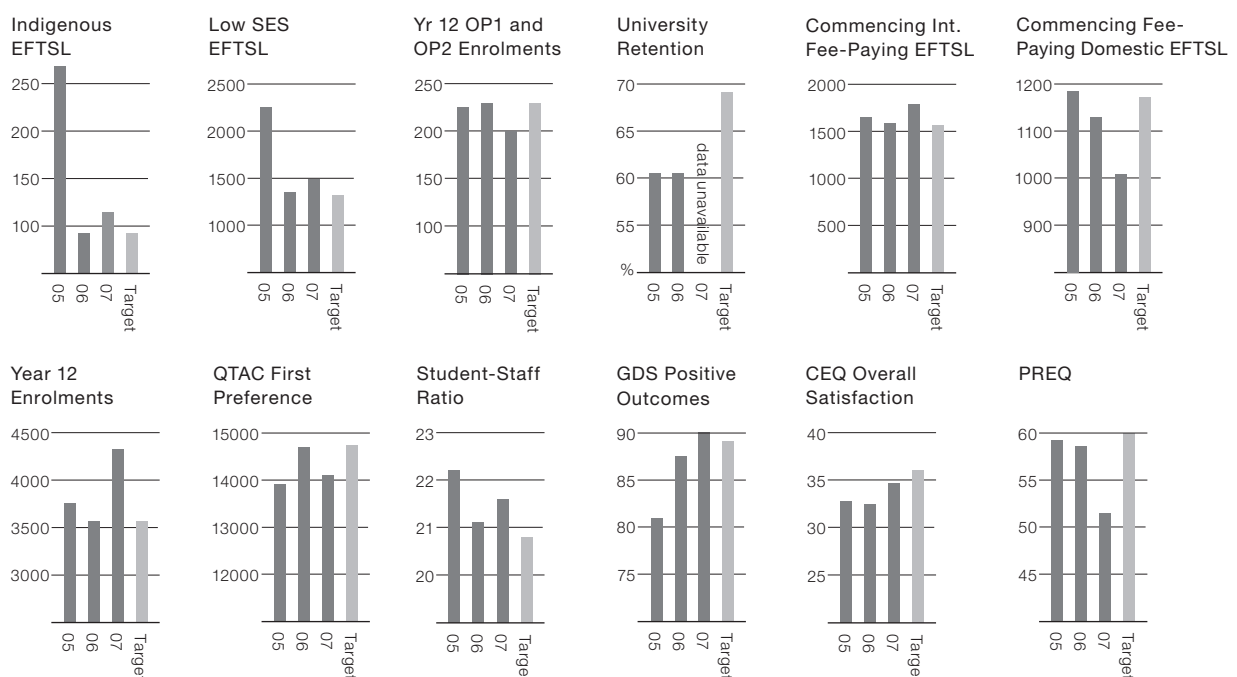
## RESEARCH CAPACITY

To build our research capacity in selected areas



## LEARNING AND TEACHING

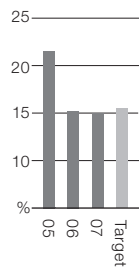
To strengthen our reputation for quality teaching and learning and provide among the best learning environments in Australia



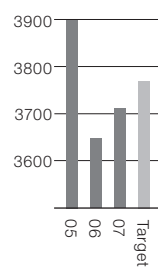
## PARTNERSHIP AND ENGAGEMENT

To strengthen our real-world positioning in teaching and research through better partnerships across internal and external boundaries

Faculty EFTSL taught by other faculties



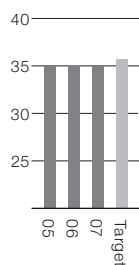
Double and joint degree EFTSL



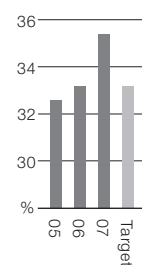
## ORGANISATIONAL PROFILE

To develop environments that foster and reward high-quality scholarship and that build a sense of community

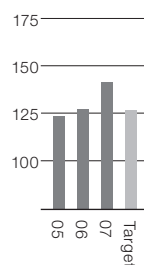
Indigenous FT/FFT



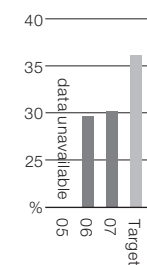
Women in senior positions



Young people FT/FFT



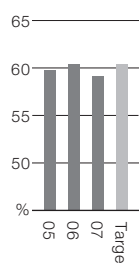
Academic Staff



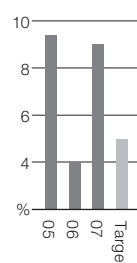
## FINANCE AND INFRASTRUCTURE

To integrate information and communication technology into our teaching, research, business support functions and infrastructure

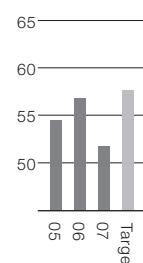
Economic Dependency



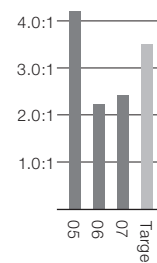
Operating Margin



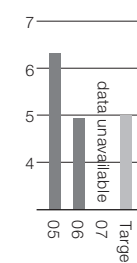
Employment costs as % of Revenue



Liquidity Ratio



Student Technology Access\*



\*Of those seeking to use campus PC labs, the number of students per PC



#### ATN MEMBER

QUT is a member of the Australian Technology Network (ATN) of universities that share QUT's vocational heritage and applied nature. Other members are the University of Technology Sydney, RMIT University, the University of South Australia and Curtin University of Technology.



#### CRC PARTICIPANTS

In addition to the four Cooperative Research Centres based at QUT and shown in this chart, the University is a participant in another eight CRCs: Advanced Automotive Technology, Polymers, Poultry, Railway Engineering and Technology, Spatial Information, Sugar Innovation, Smart Services, and National Plant Biosecurity.



# HOW WE ARE ORGANISED

## FACULTIES



### BUILT ENVIRONMENT AND ENGINEERING

EXECUTIVE DEAN,

**Professor Martin Betts**

- Design
- Engineering Systems
- Urban Development
- Cooperative Research Centre for Construction Innovation
- Cooperative Research Centre for Engineering Asset Management



### BUSINESS

EXECUTIVE DEAN,

**Professor Peter Little**

- Accountancy
- Advertising, Marketing and Public Relations
- Economics and Finance
- Management
- Brisbane Graduate School of Business
- Australian Centre for Business Research
- Centre of Philanthropy and Nonprofit Studies



### CREATIVE INDUSTRIES

EXECUTIVE DEAN,

**Professor Susan Street**

- Acting and Technical Production
- Communication Design
- Creative Writing and Cultural Studies
- Dance
- Fashion
- Film and Television
- Journalism
- Media and Communication
- Music and Sound
- Performance Studies
- Visual Arts
- Centre of Excellence for Creative Industries and Innovation
- Cooperative Research Centre for Interaction Design



### EDUCATION

EXECUTIVE DEAN,

**Professor Wendy Patton**

- Cultural and Language Studies in Education
- Early Childhood
- Learning and Professional Studies
- Mathematics, Science and Technology Education
- Centre for Learning Innovation



### HEALTH

EXECUTIVE DEAN,

**Professor Ken Bowman**

- Human Movement Studies
- Nursing
- Optometry
- Psychology and Counselling
- Public Health
- Centre for Accident Research and Road Safety—Qld
- Centre for Health Research
- Centre for Palliative Care Research and Education
- National Centre for Classification in Health
- Collaborative Research Centre for Dementia



### INFORMATION TECHNOLOGY

EXECUTIVE DEAN,

**Professor Simon Kaplan**

- Software Engineering and Data Communications
- Information Systems



### LAW

EXECUTIVE DEAN,

**Professor Michael Lavarch**

- Justice Studies
- Law School
- Legal Practice
- Law and Justice Research Centre



### SCIENCE

EXECUTIVE DEAN,

**Professor Margaret Britz**

- Life Sciences
- Mathematical Sciences
- Natural Resource Sciences
- Physical and Chemical Sciences
- Cooperative Research Centre for Diagnostics
- Science Research Centre

# LEARNING AND TEACHING PLAN



Professor David Gardiner, Deputy Vice-Chancellor (Academic)

## HIGHLIGHTS

- QUT rolled out its universal, online student survey, the **Learning Experience Survey (LEX)** in 2007. Closing the learning and teaching feedback quality loop with both students and teachers in a systematic and visible way was a priority for the University as it implemented LEX, and a variety of operational strategies are being trialled across faculties and schools. More work will be done in 2008 to embed and share good practice. The overall LEX response rate for semester one was 39.6 per cent and for semester two was 33.32 per cent. In semester one, responses were received for 1345 of the 1547 available units with 90 000 individual comments from students. In semester two, more than 30 000 evaluations of units and 45 000 teaching ratings were provided by students via LEX.
- QUT was again successful across the Carrick Institute's programs to advance Australian learning and teaching in higher education, winning five Australian University Teaching Awards (ranking second in Australia), an associate fellowship, seven teaching citations, and numerous project grants.
- Student demand for entry into QUT courses in 2007 was strong despite a 3 per cent fall in the number of QTAC applications overall. Although QUT first preferences decreased by 3 per cent, the University continued to hold the largest share of QTAC first preferences with 26 per cent of QTAC applicants nominating a QUT course as their first preference.
- Proponents of the three Teaching and Learning Development Large Grants commissioned in late 2006—Transitions to University, Real World Learning, and Transitions to Employment—scoped their projects and a steering committee with senior membership to provide strategic oversight and advice in terms of context was established.
- There was a decrease in student attrition in 2007. QUT's overall attrition fell to 16.3 per cent with ex-QUT attrition of 12.2 per cent. Course attrition rates for all funding groups (except research courses) continued to decrease, continuing the trend that began in 2005.
- In 2007, course rationalisation and consolidation saw QUT offer 338 courses accepting commencing students and a 2007 enrolment of 39 088 students (compared to 346 courses and 38 548 students in 2006).
- 2007 saw a significant increase in higher degree research (HDR) enrolments with domestic and fee-paying overseas HDR load up by 4 per cent and 47 per cent respectively.
- Positive outcomes for QUT graduates in terms of employment and entry to higher degree study were sustained in 2007.

- 2007 saw solid progress in QUT's provision of quality, innovative learning environments, for example, planning for the Creative Industries Precinct Stage 2 development and construction of the Centre for Physical Activity, Health and Clinical Education at Kelvin Grove campus. There was significant investment also in the major systems underpinning many aspects of student engagement with the University, including the Student and Academic Management System (SAMS), Blackboard (the new online learning management system), and the academic database system, CORBIS.
- Initiatives to improve the first-year experience of undergraduate students (Enhancing the First Year Experience) were developed.

## OUTCOMES AND ACHIEVEMENTS AGAINST OBJECTIVES OF THE 2007–2011 LEARNING AND TEACHING PLAN

### Objective 1. The student experience and the learning and teaching feedback loop.

Particular attention was given in 2007 to examining and responding more systematically and strategically to evaluations from students. Addressing the deficiencies identified by students in the Course Experience Questionnaire (CEQ) in a substantial and sustainable way has been the focus of considerable effort since 2005 across the University and in 2007 delivered:

- the ability to fully analyse student feedback data (including qualitative data via CE Query) in a deep and systematic way to diagnose problems and remedy them
- the universal evaluation of teaching and teachers at QUT via LEX
- a series of initiatives to improve the first-year experience of students (FYE)
- 'closing of the evaluation loop' for students so that they can see the response/action taken on issues they have raised in the semester following the survey and
- intervention strategies with final-year students to sensitise them to the CEQ process.

### The Learning Experience Survey (LEX)

LEX was introduced in semester one, 2007 following the trial of a universal, online survey in semester two, 2006. LEX is QUT's approved survey for obtaining student feedback on the quality of units and teaching and is open for a defined period each semester while the 'TellQUT' facility is a web-based system where students are able to comment on any aspect of their QUT experience at any time. These initiatives, which allow the University to listen and respond to the student voice in a systematic way, are outcomes of the Teaching and Learning priority projects established following the recommendations of the Review of Teaching Quality and Support.

Data from the semesters one and two LEX surveys has been comprehensively analysed. The findings are significant in view of the University's strong commitment to teaching quality and to improving its teaching performance in areas identified. It is also the case that significant effort will be required throughout 2008 to embed the LEX process within schools and faculties and with students and teachers.

The overall student response rate for semester one was 39.6 per cent and for semester two was 33.32 per cent.

In semester one:

- responses were received for 1345 of the 1547 available units (an overall response rate for units of 86.9 per cent)
- 90 000 individual comments from students were received: 89 per cent of respondents provided at least one written comment.

In semester two:

- more than 30 000 evaluations of units were provided by students
- 45 000 teaching ratings were provided by students.

LEX has nine items (four about the teacher(s) and five about the unit) and uses a five-point scale. Overall, students responded positively to the nine items.

For teaching items, the mean ratings in semester one ranged from 4.0 to 4.3 indicating that most teaching done within QUT was very often of a high standard (although all faculties had a proportion of teachers who were evaluated less positively). Continuing academic staff at levels A and B received higher ratings than their sessional counterparts.

For unit items, the mean ratings ranged from 3.4 to 3.8 indicating that the average standard was satisfactory, although for a proportion of units the results show that units would benefit from intervention and development.

The following table shows the percentage of students who expressed overall satisfaction with their units (based on 41 168 responses).

Satisfaction with Units: semester one 2007

Unit satisfaction measure	% Satisfied	% Not Satisfied	% Not Applicable	% Satisfied (of applicable)
USAT01 – Assessment: Workload	83.8	14.5	1.7	85.3
USAT02 – Assessment: Level of Difficulty	83.2	14.6	2.2	85.1
USAT03 – Assessment: Relevance to Topic	88.1	10.2	1.7	89.6
USAT04 – Lecture: Presentation	75.6	18.3	6.0	80.5
USAT05 – Tutorials	67.1	17.8	15.1	79.0
USAT06 – Practicals/Labs/Studio	43.2	9.3	47.5	82.3
USAT07 – Unit Materials	81.3	12.8	5.8	86.4
USAT08 – Unit Website	82.4	12.0	5.6	87.3
USAT09 – Unit Online Activities	57.2	11.8	31.0	82.9
USAT10 – Textbook	60.1	11.7	28.2	83.7

Closing the quality loop with both students and teachers in a systematic and visible way was a priority for QUT as it developed LEX. LEX data is distributed to individual teaching staff, unit coordinators, supervisors, and managers. Students are informed of how their feedback has contributed to change via a number of strategies including postings on unit Blackboard (online) sites, statements in unit outlines, and discussion in class. More effort will be needed in 2008 to embed and share good practice in this area.

Managers and supervisors are responsible for considering student feedback for individual teachers and responding to this within a culture of support and reflective practice. LEX data is considered in performance planning and review meetings between academic staff members and their supervisors. Heads of school/portfolio directors participated in workshops to develop their appreciation of the range of strategies that can be employed with individuals. At the school/portfolio level, local practices are being developed to support colleagues and to create practical development opportunities. Academic staff use LEX results to support promotion applications. The results were used also to support nominations for excellent teaching in the 2007 Vice-Chancellor's Excellence Awards round.

### **First Year Experience (FYE) Program**

Five sub-projects were progressed under the FYE Program in 2007: First Year Vision Project; First Year Teaching and Support Enabling Project; Pre-Orientation, Orientation and Transition Pilot Project; First Year Curriculum Project; and First Year Students Project.

As a result, recommendations arising from the sub-projects were made to senior management and relevant committees in the following areas:

- governance and resourcing
- curriculum and learning experience enhancements for first year
- FYE systems and resource development, support and communication for students and staff
- staff development
- institutional responses
- faculty and divisional responses.

### **Teaching and Learning Development Large Grants**

Scoping of the three commissioned T&L Development Projects—*Transitions to University*, *Real World Learning*, and *Transitions to Employment*, which focuses on students' transition to professional practice—was finalised in 2007.

### **Graduate Destination Survey**

Positive graduate outcomes for students who completed the Graduate Destination Survey in 2007, having graduated in 2006, remained strong. Of those students available for work or study, 91.3 per cent achieved a positive outcome, with 70.9 per cent in full-time work, 15.6 per cent in further full-time study, and 4.8 per cent in part-time work and not seeking full-time work.

### **Objective 2. Courses and quality.**

Twenty-six newly developed/refreshed courses were launched in 2007 (24 undergraduate and two postgraduate); and there was a further reduction in the number of courses following faculty rationalisation and consolidation, with eight fewer courses accepting commencing enrolments in 2007 than in 2006.

In 2007, strategic course development included large-scale 'customised' courses in response to corporate demand as well as continued planning for the future health workforce. At the same time, QUT decided to discontinue new intakes into its Bachelor of Arts and Bachelor of Social Science programs from 2008 in view of softening demand and high attrition.

Attention was given also to the number of units offered which remained steady (at 2836) following the reductions of 2004–2006; and double and joint degree EFTSL (4125 based on preliminary figures for 2007, an increase on the 3999 in 2006).

In 2007, as criterion-referenced assessment continued to be implemented across QUT, faculties reviewed assessment practices focusing on authenticity and pedagogical soundness. Faculties also developed a timetable for regular assessment review.

Consistent with the plan, consideration of cross-cultural, Indigenous and international dimensions in curricula was a feature of faculty reviews of courses, majors and programs undertaken in 2007.

Student retention improved in 2007, as overall student attrition continued to decrease. Overall attrition fell to 16.3 per cent with ex-QUT attrition of 12.2 per cent. Course attrition rates for all funding groups (except research courses) continued to decrease.

### **Objective 3. High-quality learning environments including physical and virtual environments.**

#### **New teaching technology**

2007 saw significant progress in the development of systems to support teaching and learning activities, including development of the Student and Academic Management System (SAMS) with its pendant academic database system, CORBIS, which was further refined. The Blackboard online teaching platform was rolled out to faculties during the year and its expanded functionality will improve QUT's ability to innovate and to deliver courses more flexibly and efficiently.

#### **Real World**

The Real World Learning Teaching and Learning Development Project was thoroughly scoped in 2007 to deliver outcomes for QUT's curriculum in 2008 and 2009.

#### **ePortfolio**

QUT's cutting-edge work on ePortfolio continued in 2007 and was recognised when a QUT-led team was awarded a prestigious Carrick Institute Priority Project Grant to investigate the use of ePortfolios in Australian higher education. The project aims to enhance learning and teaching by providing strategic direction in the use of ePortfolios by university students.

#### **Learning spaces**

2007 saw solid progress in QUT's provision of quality innovative learning environments, with planning for the Creative Industries Precinct Stage 2 development and construction of the Centre for Physical Activity, Health and Clinical Education at Kelvin Grove campus well underway.

QUT recognises the need to discover new ways to enable and facilitate student learning. Increasing convergence between physical and virtual learning environments and assets is making it possible to rethink existing spaces and also to plan for future developments. For example, in 2007 QUT began constructing a space loosely described as 'Lab 2.0'. The characteristics that the University is seeking to reflect in this new space include:

- moving from a perspective of the lab as an information access space to the lab as a participation/interaction space

- providing students with some sense of ownership and control of the space
- designing the space around architectures of participation
- installing fittings and technologies that allow the space to evolve rather than 'be designed'.

The design of this space aims to encourage exploration of pedagogical ambitions that reflect key areas of QUT teaching and learning strengths. These include:

- real-world learning and work-integrated learning
- peer partnering and peer assessment
- transitions into university
- problem-based and inquiry-based learning
- reflective, creative and critical thinking.

### **Objective 4. Staff capabilities.**

#### **Carrick Institute Programs**

In 2007, QUT continued its outstanding success across the Carrick Institute's competitive programs, establishing itself as a national leader for the quality of its teachers and in the scholarship of teaching.

QUT staff members won five Australian University Teaching Awards (placing QUT second nationally for the number of awards made), a Carrick associate fellowship and seven teaching citations.

In 2007, QUT was the lead university in two institution grants awarded by the Carrick Institute, a partner in a further five project grants, and received \$220 000 under the Carrick Promoting Excellence Initiative. Competitive grants awarded to QUT in 2007 had a value of \$366 783. In addition, QUT scholars won two discipline-based project grants with a value of approximately \$200 000, and a Common Curriculum project grant of \$294 570.

Improvements in the student-staff ratio made since 2004 were sustained in 2007.

The Sessional Academic Program ran successfully in 2007 and focused on priority areas identified in the QUT Learning and Teaching Plan.

The ECARD Program for the recruitment and support of early career academics was run for a second cohort in 2007 and a coordinated suite of development programs was offered for other academic staff.

Particular attention was given in policy development and practice to the inclusion of teaching performance goals for academic staff.

## **Reward and Recognition**

Recognition for teaching excellence was a strong feature of the Vice-Chancellor's Awards for Excellence and Performance Fund Awards introduced in 2007. QUT's strategy for selecting Carrick Institute award nominees and developing their applications builds on recognition of teaching excellence by individual faculties and reinforces the esteem in which good teachers are held within the University.

The 2007 review of academic roles in relationship to course responsibilities and leadership considered policy around position scoping, consistency across faculties, comparisons, and relativities with regard to roles in curriculum development and review, and course leadership. The review led to new policy to recognise the contributions of staff members who undertake these roles.

## **OPPORTUNITIES FOR ENHANCEMENT IN THE AREA RELATING TO THE PLAN**

### **Appointment of Deputy Vice-Chancellor (Teaching Quality)**

In September 2007, the Vice-Chancellor announced Professor S. Vianne McLean's appointment to the newly created role of Deputy Vice-Chancellor (Teaching Quality). The appointment will assist QUT in responding to some longstanding issues around measured performance in teaching. Issues to be addressed include strategies to better meet students' expectations and to improve significantly the University's position in published measures.

### **Course Experience Questionnaire (CEQ)**

Addressing the deficiencies identified by students in the CEQ was the focus of considerable effort at QUT in 2007.

### **Learning and Teaching Performance Fund (L&TPF)**

QUT received no funding in the 2008 allocations for the L&TPF (which is now allocated into top (Band A1) and secondary (Band 2) categories across four broad discipline groups).

There remain three major components determining the L&TPF outcomes. The first which involves GDS outcomes is weighted to a lesser extent and the last published results and the 2007 (unpublished) most recent data for this have QUT excelling beyond local and national levels. The second and major factor involves CEQ results (see page 8). The third factor involves a particular progression measure for student progress now reflected in QUT's KPIs.

QUT has been scrupulous in its approach to the methodology used to administer the CEQ and has not manipulated responses/response rates as has been reported elsewhere in the sector. At the end of 2006 the University introduced new strategies to administer the CEQ: the survey is now provided to QUT graduates at the time of their graduation ceremony and a communication strategy has been developed to better inform graduates of the uses to which the data from these surveys is put. Following a positive trial in the Law Faculty, QUT has also adopted for use from 2007 the same questions for the CEQ as are used by others in the sector.

Preliminary (unpublished) data in relation to the 2007 CEQ collection shows a statistically significant percentage improvement for QUT and a much larger percentage improvement for Law.

### **Enrolment profile**

Enrolments from OP1 and OP2 students decreased, falling from 253 in 2006 to 211 in 2007. QUT's enrolment profile in relation to part-time, mature-age, and international students has been changing for a number of years and the reasons for this need to be better understood and addressed appropriately.



# RESEARCH AND INNOVATION PLAN



Professor Arun Sharma, Deputy Vice-Chancellor  
(Research and Commercialisation)

## HIGHLIGHTS

- **QUT's research income** in 2006 totalled \$44.6 million, an increase of 22 per cent from 2005 and again above the average sector increase of approximately 17 per cent. QUT was ranked twelfth in the sector in terms of total research income and registered strong growth across all income categories. QUT's percentage income increase was comparable to the ATN average of 22 per cent and was the strongest rate of growth across the major Brisbane-based universities. Early 2007 research income data figures suggest that 2007 income will reach \$53 million, a further significant increase.
- **QUT collaborated with Syngenta**, the world's largest integrated agribusiness company, and Farmacule Bioindustries, to develop the first sugarcane crop that will yield cost-effective cellulosic ethanol. This partnership, negotiated during 2007 by QUT's commercialisation company, qutbluebox, has resulted in a major research project that will form part of the new Centre for Tropical Crops and Biocommodities.
- **QUT achieved outstanding results in the ARC Linkage projects round 2** (for commencement in July 2007), with its best success rate of 53 per cent and its highest total allocation of \$4.36 million, ranking sixth nationally on that indicator (ahead of three Go8 universities). In addition, QUT was ranked third nationally in terms of the number of new grants awarded (17). Twenty-two applications were submitted in 2007 for the ARC Linkage projects round 2 for 2008, with a total funding request of \$8.4 million. QUT also performed strongly in the 2007 national competitive research grant rounds (ARC and NHMRC), securing \$15 million in total new funding to support projects, people and major research infrastructure.
- **QUT was awarded five Australian Postdoctoral Research Fellowships Industry (APDIs)** from the 17 awarded nationally (29.4 per cent); and 14 APA industry postgraduate research scholarships out of 156 awarded nationally (8.9 per cent).
- **Biomedical company Tissue Therapies Ltd, in conjunction with QUT**, won one of the Queensland Government's Research-Industry Partnerships Program awards announced by the former Premier at BIO2007 in Boston. The total value of this project is \$1.028 million. Tissue Therapies also received \$1.9 million in funding from AusIndustry's final round of the Pharmaceutical Partnerships Program.
- **QUT's unmanned aerial vehicle (UAV) research** received \$1.9 million from the Queensland Government's Innovation Projects scheme.

- **The Faculty of Science's Professor Judith Clements** (a member of the Institute of Health and Biomedical Innovation [IHBI]) received the Frey-Werle Foundation Commemorative Gold Medal recognising her outstanding contribution to advancing prostate cancer research.
- **QUT received the largest allocation** of any Australian university from the China Scholarships Council, for 24 Chinese postgraduate students to study at QUT.
- **Three QUT researchers were awarded \$150 000 Smart State Fellowships** under round 2 of the Smart State Innovation Fund—Dr Timothy Dargaville, Dr Joanne Voisey (QUT PhD graduate) and Dr Wayde Martens (QUT PhD graduate).
- **QUT received significant commercialisation revenue** from its participation in the Cooperative Research Centre for Diagnostics, which terminated on 30 June 2007. QUT received a final dividend of \$2 million cash plus 966 000 shares valued at about \$1.1 million in Peptech Ltd. QUT's bioimpedance device start-up company, Impedimed Ltd, listed on the Australian Stock Exchange with one of the most successful technology stock market floats in 2007.

## OUTCOMES AND ACHIEVEMENTS AGAINST OBJECTIVES OF 2007–2011 PLAN

**Objective 1. Impact.** QUT research and development will systematically translate into high value-adding products, services and public policy, both nationally and internationally.

- The Faculty of Built Environment and Engineering won a contract with AusAID to provide training for Indonesian property asset appraisers. The program was conducted in the first half of 2007 and a further tender has been successful. Applications for postgraduate study also were received as a result of this contract.
- The Faculty of Built Environment and Engineering appointed five industry-funded senior academics in 2007. Key partnerships were formed with Delft University of Technology and other Shell Project Management Academy partners, and Brisbane Airport Corporation. Multiple partners were engaged around a new airport security bid.
- QUT commenced a node of the Cooperative Research Centre for Spatial Information. The faculties of Built Environment and Engineering, Law, and Information Technology jointly obtained funding of \$3 million to conduct three programs over three years.

- The Faculty of Business secured QUT's largest corporate education deal with the Commonwealth Defence Materiel Organisation (DMO). This included the development and provision of a specialist Executive MBA in Complex Project Management, and a DMO contribution of \$600 000 towards an ARC application for research into complex projects and their management. A number of international organisations, including Lockheed Martin, Boeing, Raytheon, Tallis, the UK Ministry of Defence and the US Defence Department, have contributed to the program.
- The Faculty of Education secured a third contract with the Malaysian Ministry of Education to offer a four-year degree to five student cohorts with an annual intake of 60 students.
- The AusIndustry Pharmaceutical Partnership Program will provide \$1.9 million for clinical research and wound healing over two years for the Tissue Repair and Regeneration Program in IHBI's Cells and Tissue Domain.
- The Faculty of Education won a \$105 000 grant from the Australian Research Institute of Education for Sustainability, with EIDOS as the lead agency.
- A group of Beijing Normal University (BNU) higher degree research (HDR) students participated in the Faculty of Education's Doctor of Education program as part of an intensive doctoral study school in early 2007. A number of the Faculty's HDR students and staff visited BNU in late 2007.
- A Dementia Training Study Centre was established at Kelvin Grove as part of a network of three national dementia collaborative research centres funded by the Commonwealth Department of Health and Ageing.
- Faculty of Health/IHBI activity in Vietnam increased with a new Atlantic Philanthropies funded project in nursing which complements the previous \$4.2 million grant for capacity-building programs in public health.
- The Faculty of Law was selected to provide a Competition Law program for the Competition Council of Saudi Arabia, and put into place new cooperative agreements with a range of Indian universities.
- The Faculty of Information Technology developed an agreement to establish QUT as the Asia-Pacific SAP-hosting university competence centre.
- Senior staff including representatives from qutbluebox and IHBI attended the BIO2007 conference in Boston. Prior to this conference the Vice-Chancellor hosted a lunch with the former Premier of Queensland where Dr Carol Dahl of the Bill and Melinda Gates Foundation was the guest speaker.
- Commercialisation highlights included the successful negotiation of a collaborative research project to produce biofuels from sugar cane cellulose, the US acquisition of rights to genetic markers related to schizophrenia and responses to antipsychotic therapies, and identification of a Chlamydia vaccine candidate.
- The profile of IHBI continued to build with work conducted under the Grand Challenges in Global Health Program of the Bill and Melinda Gates Foundation. The Foundation awarded \$3.6 million in 2007 to extend research by IHBI's Centre for Tropical Crops and Biocommodities into improving the nutritional value of East African bananas.
- Researchers from the Institute of Creative Industries and Innovation (iCi) secured a \$300 000 contract research program with the Queensland Department of State Development and Innovation for their Creative Business Intelligence Services Project.
- The Information Security Institute (ISI) received funding of \$472 000 in three projects for the National Security Science and Technical Unit Research Support for Counter-Terrorism.
- The Institute for Sustainable Resources (ISR) is part of the successful consortium selected by the Australian Greenhouse Office to run the National Climate Change Adaptation Research Facility, a \$50 million federal investment over five years.

**Objective 2. Excellence. QUT will be recognised for novel, world-class research and research training in selected thematic areas.**

- QUT was ranked ninth nationally in terms of weighted research publications for 2006.
- In 2006 QUT HDR students were authors or co-authors on a total of 539 (207 weighted points) Department of Education, Science and Technology (DEST) publications. This compares with 545 (205 weighted points) in 2005 and 440 (171 weighted points) in 2004.
- Of the 401 HDR examiners engaged in 2007, only five recommended failing grades (only one for a PhD). More than 40 per cent of examiners were drawn from the professoriate, and more than 40 per cent from overseas institutions.
- The Faculty of Built Environment and Engineering developed and approved six new postgraduate courses for commencement in 2008, along with nested graduate diploma and graduate certificate programs, a rationalisation from 34 previous offerings. Two corporate postgraduate awards were also approved for introduction in 2008: Master of Engineering (Railway Infrastructure) and Master of Engineering (Power Generation).



- The Faculty of Law was awarded three ARC discovery grants, which placed it second only to Melbourne University in the Law category.
  - The Faculty of Education was the most successful education faculty in Australia, being awarded three ARC Linkage grants and six ARC Discovery grants.
  - The Faculty of Health contributed strongly to QUT's research performance with a total of \$5.7 million in ARC and NHMRC grants.
  - Professor Per Davidsson of the Faculty of Business was elected an Officer of the Entrepreneurship Division of the Academy of Management in the United States.
  - The Faculty of Business was ranked number one in Australia in the 2007 Thomson Scientific Report, for average citations per publication 2002–06 in the business and economics category.
  - ISR is at the international forefront of climate change research, having developed the world's first web-based greenhouse gas calculator assessing emissions from the agricultural sector. This will feature in the Smithsonian Museum's upcoming special Soils Exhibition for 2008.
  - The Creative Industries Faculty organised a Digital Literacy and Creative Innovation in a Knowledge Economy Research Symposium, hosted by international guest speaker Sir Ken Robinson.
  - Professor Stuart Cunningham of the Creative Industries Faculty was appointed president of the Australian Council of Humanities, Arts and Social Sciences and also chair of the Humanities and Creative Arts Panel, ARC College of Experts.
  - Researchers in the Vision Domain of IHBI were awarded an ARC Linkage international fellowship and an ARC fellowship.
  - Dr Sara Davies won the Faculty of Law's first ARC fellowship.
  - The Faculty of Law hosted an international eResearch conference at the Gold Coast in July 2007.
  - The Faculty of Information Technology hosted the internationally recognised fifth International Conference on Business Process Management, a pioneering symposium at Stanford, and co-organised the INEX workshop series.
  - Professor Judith Clements of the Faculty of Science and IHBI was the first Australian to win the Frey-Werle Foundation Commemorative Gold Medal recognising her outstanding contribution to advancing research in prostate cancer.
  - Two IHBI members, Dr Tim Dargaville and Dr Joanne Voisey (QUT PhD graduate), were awarded Smart State fellowships.
  - IHBI researchers Katrina McDonald (QUT PhD graduate) and Helen Gorrell received Smart State Smart Women awards.
  - QUT secured eight of the 24 awards announced by the former Premier under the Growing the Smart State PhD Program.
  - Associate Professor Michael Kimlin was invited to speak at the UN Global Business Summit for the environment in Singapore and was awarded a Cancer Council Queensland senior fellowship.
  - iCi hosted the inaugural Next Level Research Symposium in conjunction with Kelvin Grove Urban Village and Brisbane City Council. Professor Carlo Ratti of MIT Senseable City Lab was guest speaker.
  - Dr Marcus Foth (QUT PhD graduate) was awarded a competitively allocated post-doctoral fellowship of the highest distinction to represent iCi as a visiting fellow at the Oxford University Internet Institute Research Summer School; Dr Foth also represented iCi at Cape Town University of Technology.
  - iCi researchers won an international competitive tender for the UK National Endowment for Science Technology and the Arts and completed a mapping of the creative industries in Britain.
  - ISI hosted three international conferences (the third Indo-Australian conference on Information Technology Security, the twelfth Australasian Conference on Information Security and Privacy, the tenth International Symposium in Recent Advances in Intrusion Detection) and two workshops (ICE-EM and RNSA).
  - ISR hosted a visit by the world's foremost environmental banking expert, Dr Kevin Noon of Critical Habitats Inc.
- Objective 3. Capacity. Research and research training capability of individual staff and the University will be maximised.**
- The KPI target for 2007 HDR load is 1073 EFTSL. As at 5 January 2008, the load was 1121.08, consisting of 247.98 international (22 per cent) and 873.1 (78 per cent) domestic students. The final figure is expected to be higher in both categories.
  - QUT was ranked tenth nationally in HDR completions in 2006. The KPI target for 2007 completions is 213.

- At the end of 2007, 29 new professors were being funded from the University Research Budget. These comprise 16 from the Capacity Building Scheme, eight from the Strategic Partnerships Scheme, two Funded Chair positions, two from IHBI and one Federation Fellow.
- The Faculty of Business introduced a new administrative structure housing all postgraduate research and coursework programs under a single entity—the Brisbane Graduate School of Business.
- The Faculty of Health won a \$350 000 ARC linkage infrastructure equipment and facilities (LIEF) grant for CARRS-Q to purchase an advanced driving simulator.
- QUT secured a footprint in the new Translational Research Institute at the Princess Alexandra Hospital with the University of Queensland, Mater Medical Research Institute and the Princess Alexandra Hospital.
- The Creative Industries Faculty commissioned two new research laboratories with world-class facilities.
- The Faculty of Education reviewed its higher degree programs during 2007. The review allows the Faculty to respond to new challenges in postgraduate programming, by building on current strengths and by providing structures that allow more collaboration and support for high-quality postgraduate training.
- The Faculty of Built Environment and Engineering won a 'Smart Skies' grant (\$2 million from Smart State funds and \$1 million from Boeing) through the Australian Research Centre for Aerospace Automation. A facility at the Da Vinci Precinct at the Brisbane Airport is in the planning stages with public tendering scheduled for early 2008.
- The Power Engineering group won a LIEF grant totalling \$1.6 million in collaboration with the University of Queensland.
- The Medical Engineering Research Facility, which won Smart State funding in 2005, was handed over to QUT in late 2007.
- The Faculty of Education won a LIEF grant.
- Three additional research professors were recruited into the Human Health and Wellbeing domain of IHBI and more than a dozen additional research fellows were recruited to build research capacity.
- The Faculty of Health implemented its supervisor accreditation program, with strong quality assurance processes now in place.
- The Faculty of Law commenced a PhD seminar series, designed to showcase current HDR student research activities and to foster the interest of current undergraduates in potential research programs.
- The Faculty of Law launched its Law and Justice Research Centre in May 2007, and specifically targeted quality undergraduate students to take up scholarships in areas directly related to the centre's programs.
- The Faculty of Science developed a new research management structure and planning processes, which saw the formal closure of the Science Research Centre and its replacement with new research themes.
- The Faculty of Information Technology implemented a Professional Doctorate to foster links with industry and offer a practical HDR degree course.
- The inaugural IHBI Postgraduate Student Conference, attended by more than 200 delegates, was held in November 2007.
- IHBI established five awards of \$10 000 for 2008 to support and mentor early career researchers.
- IHBI established a research methods and statistics support program to assist researchers.
- A Graduate Certificate in Research Commercialisation targeted at PhD students was successfully launched in collaboration with other ATN universities, and 30 students completed the course.
- The Introduction to Research for International Students bridging program was completed by 104 new HDR students.
- One hundred and ten doctoral students were supported to present papers at international conferences.

## **OPPORTUNITIES FOR ENHANCEMENT IN THE AREA RELATING TO THE PLAN**

### **Internationalisation of research**

- QUT's international research income for 2007 grew by approximately 22 per cent to \$7.06 million, compared to \$5.8 million in 2006.
- The appointment of Dr Sheel Nuna to the role of Director, South Asia has assisted with a number of international research initiatives in this region.
- The University targeted international engagement in specific research areas where there are strengths and existing relationships to ensure critical mass can be achieved and sustainable international links developed.
- A QUT delegation visited Saudi Arabia and other Gulf states to recruit HDR and other students.
- The University is exploring more systematic approaches to support for international HDR students following the growth in numbers in recent years.

#### **University research institutes**

- Professor Mark Wainwright (formerly Vice-Chancellor of UNSW) conducted a review of research positioning in engineering and the sciences disciplines, recommendations of which will be considered during 2008.

#### **Commercialisation**

- Work was undertaken to raise the level of awareness within the University of the role of qutbluebox and to initiate the change of culture signalled by the establishment of the company.

#### **BENCHMARKING ACTIVITIES**

- The Faculty of Built Environment and Engineering commenced a benchmarking exercise with members of the International Council for Research and Innovation in Building and Design Faculties.
- The Law and Justice Research Centre undertook a review in the latter half of 2007, with results to be implemented in 2008.
- Benchmarking undertaken by the Faculty of Science for the Research Quality Framework process analysed ARC funding received from 2002 to 2006 and identified that the School of Mathematical Sciences was placed seventh overall among Australian universities in terms of funding received for mathematics and statistics and first among ATN universities for the number of researchers in the top 1 per cent of cited papers in the ISI database.
- The Orthopaedics and Trauma Group within the IHBI Medical Device Domain benchmarked its research output and impact against a leading European trauma centre.

# PEOPLE AND CULTURE PLAN



Dr Carol Dickenson, Registrar

## HIGHLIGHTS

- QUT's new student evaluations system was implemented during 2007 with the inaugural First Year Experience Survey conducted in second semester. In addition the 'TellQUT' system was introduced. Feedback received through these evaluation instruments has led to improvements in support for students to enhance their sense of belonging to and engagement with the University.
- A new system to manage scholarships across the University was introduced. A major outcome included adoption of a scholarships management software solution through the new Student and Academic Management System (SAMS) to be implemented in late 2008. To ensure the level of scholarships support continues, an ongoing funding mechanism, which will reduce the commitment of the University's operating budget and enhance endowment funds, was adopted.
- The first QUT graduation ceremony in China was held in Shanghai during 2007. On the home front, graduation ceremonies for the Faculty of Education were conducted in December (rather than the following April). Attendance rates for undergraduate students increased and the major ceremonies round in 2009 will be offered in December for graduates from all faculties, allowing many international students to graduate in Australia.
- Data confirmed that scholarships cut attrition rates for low-income students from all equity groups.
- There has been a steady improvement in gender equity at senior academic and professional staff levels.
- There have been positive trends in commencing enrolments for students from low socioeconomic backgrounds (low-SES) (the highest since 2002) and Indigenous students (the highest since 2004), reversing recent declines.
- In response to feedback in the 2005 Staff Climate Survey, a new reward and recognition framework including the Vice-Chancellor's Awards for Excellence was introduced.
- A Mid-Career Academic Development Program was introduced to foster reflection and engagement.
- Leadership development continued through the Senior Management Development Program, which presented senior staff with the opportunity to hear guest speakers at VC Forums, network on senior management issues and receive briefings on important aspects of governance. The Human Resources Department continues to play an integral part in the Women in Leadership program and contributes regularly to the larger ATN Women in Executive Development network.

## OUTCOMES AND ACHIEVEMENTS AGAINST THE 2007–2011 PLAN

**Objective 1: Leadership and management. Develop leaders and managers who live QUT's values and facilitate the development of QUT's culture in a positive way.**

All senior managers with significant supervisory responsibilities are required to complete the Quality Leadership Profile 360° degree feedback instrument twice in a five-year contract. In 2007 101 instruments were completed—a record number for QUT staff in one year. Aggregate results for the staff motivation and involvement factor (which covers issues of engagement in strategic leadership including enthusing and empowering others, recognition of team efforts and ownership of unit plans) show a marked improvement over the past five years.

Delegations of authority for decision making/approvals related to appointment of staff and opportunities for rewarding and recognising staff were also reviewed and amended.

Survey questions for the QUT Staff Climate Survey to be conducted again in 2008 were comprehensively reviewed and refined to ensure that staff perceptions of managers' leadership style are accurately assessed.

Two new reward and recognition schemes were introduced in 2007—the Vice-Chancellor's Awards for Excellence and the Vice-Chancellor's Performance Fund—in response to feedback received from the 2005 Climate Survey. The Vice-Chancellor's Awards for Excellence are offered annually to recognise exceptional performance of staff who demonstrate sustained and outstanding achievement in activities aligned to the University's vision and goals. The Performance Awards are administered by faculties and divisions and acknowledge and reward the outstanding achievement or contribution of individual academic and professional staff.

Seventeen Vice-Chancellor's Awards for Excellence (VCAE) were made from 106 nominations.

Two hundred and six Vice-Chancellor's Performance Fund Awards of up to \$5000 were made across faculties and divisions.

- **Increase the capability of leaders and managers to lead people through change, and support staff/ students in a practical way through change**

In response to feedback from the Business and Service Improvement (BSI) project, the Human Resources (HR) Department is moving to a more strategic focus, providing higher level consulting and advice. Change management is a high priority given the significant pace and volume of change in the University and HR staff have consequently undertaken development programs in change management and consultancy. In 2007 HR staff partnered a number of faculties, divisions and managers, including the Faculty of Information Technology, Student Business Services, Humanities and Human Services, the Division of Finance and Resource Planning, and the Library through change processes.

**Objective 2. Scholarship. Promote a culture of scholarship which guides the academic and professional work of the University.**

**Contribution to increase in student retention rates:** Scholarship holders have an attrition rate 40–50 per cent lower than non-scholarship holders. In 2007 equity scholarships probably improved overall retention by about half a per cent. In 2007 about \$2 million of QUT funds were used on scholarships, bursaries and computers. This expenditure is likely to be maintained in forthcoming years, rather than rising further.

**Commencing low-SES of 17 per cent by 2010:** In 2007, commencing low-SES enrolments increased about half a per cent compared with the year before, reversing previous trends. If this trend continues, this enrolment will reach about 15 per cent by 2010.

**Increasing commencing Indigenous students by 1.3 per cent by 2010:** In 2007 commencing Indigenous enrolments rose about a quarter of a per cent compared with the year before, reversing a previous trend. If this trend continues this enrolment will reach about 1.6 per cent by 2010.

**Commencing rural and isolated areas of 14 per cent by 2010:** In 2007 commencing rural/isolated enrolments fell about a third of one per cent, which undercut some of the big gains of the year before.

**Commencing women in non-traditional areas of 25 per cent by 2010:** In 2007 enrolments of women studying engineering fell about half a per cent, undercutting some of the gains in the previous year. The number of women studying IT increased more than 1 per cent.

**40 per cent of Senior Staff Group to be female by 2010:** In 2007 the percentage of female senior staff remained at the level of the previous year—33.2 per cent—although the head count of such staff increased. The number of female senior academics rose about 1 per cent, and female senior professional staff fell about half a per cent. The rate of improvement on this parameter has slowed somewhat recently, and the 2010 target may not be met, without renewed effort.

- **Evidence of increased focus on continuous improvement and reflective practice**

A focus in 2007 was to build leadership capacity among professional, academic and senior staff. Professional development programs such as Strategic Leadership included reflective, critical and creative thinking leadership activities. In addition, research and teaching skills development was incorporated in the academic 'by invitation' programs in which participants were nominated to attend. These included the Early Career Academic Recruitment and Development (ECARD) Program and the Mid Career Academic Development (MCAD) Program.

**Objective 3: Supportive Environment. Provide an environment which enables staff to receive a positive experience, where policies and practices in recruitment, orientation, performance management, reward and recognition and learning and development support staff and student performance.**

The 'Welcome to QUT' orientation program was reviewed in 2007 and subsequently reduced in length, with additional information provided online. The combination of a reduced time commitment and more frequent sessions significantly increased attendance in 2007 to almost 300 employees.

The first Head of School (HoS) residential was conducted during 2007. The one-and-a-half day program focused on priority development needs identified in a HoS needs questionnaire, which was completed by 60 per cent of the cohort.

Further development opportunities were included in an ongoing program offered through the Senior Management Development Program.

- **Staff wellness program that addresses issues of work/life balance**

The Staff Wellness program was placed under the auspices of the HR Department in late 2007 to facilitate coordination with Health and Safety Advisory Services. A new work/life policy has been drafted for implementation in 2008, pulling together the range of opportunities at QUT for improving work/life balance.

- **Drive a culture of reward and recognition for excellence by implementing reward and recognition strategies to support excellence, emphasising quality, performance, personal best, personal responsibility and delivery of continuous improvement**

Two new reward and recognition schemes introduced in 2007.

**Objective 4: Diversity. Foster a culture that values diversity including actions that are in the spirit of reconciliation.**

- **Deliver focused cohort recruitment and development programs to attract and retain diverse staff and deliver desired workforce profile**
- **Indigenous staff to be 2.6 per cent of workforce by 2010**

In 2007 the Indigenous Employment Reference Group was reconstituted to promote Indigenous employment strategies, including building partnerships with Indigenous community organisations. A marketing program was developed to promote QUT in the Indigenous media. The University received Commonwealth funding of \$55 000 to support its Indigenous Employment Strategy. At 31 December 2007 there were 41 identified Indigenous employees at QUT, 10 of whom were employed on a casual basis.

**Objective 5. Partnership and Engagement.**

- How contemporary universities engage with their communities is the subject of a new book published in 2007 by QUT. *Challenging Boundaries: Perspectives on Community-University Engagement* is the first publication of its kind in Australia—both a scholarly contribution to an emerging debate about community-university engagement and a showcase of engagement projects and partnerships at QUT.
- In 2007 the Indigenous Education Leadership Institute became part of QUT. The institute delivers leadership programs nationally to educators, and aims to ensure Indigenous Australians enjoy the same educational outcomes as other Australian children, and also retain a proud sense of their Indigenous identity.

- QUT Precincts continued to build engagement with key local, national and international communities through professional museum and theatre programming, showcasing QUT work in the Creative Industries, and offering events for industry and the community. The Garden's Theatre subscription season established in 2006 continued to grow with a 64 per cent increase in season subscriber numbers. Attendance at public programs in the Art Museum increased by 43 per cent.
- Other features of engagement in 2007 included linking activities to the Teaching and Learning Large Grant projects, such as 'Real World Learning' and the 'Transitions' project.
- The Engagement Incentive Fund Scheme was reviewed to ensure appropriate support of innovation in engaged teaching and research. As part of this scheme eight projects valued at a total of \$200 000 received engagement innovation grants.
- Collaboration with Brisbane Airport Corporation continued with a new funded chair in Airport Innovation.

A culture of partnership, engagement and collaboration is actively pursued by each faculty and institute. In 2007, key activities and initiatives that highlight this commitment to partnering and engaging with the wider community included:

#### **Cross-faculty**

The faculties of Business and Built Environment and Engineering partnership with Shell (and three other international universities), which established the Project Management Academy in 2006, successfully conducted 33 learning events in six countries generating income in excess of \$2.7 million in 2007. QUT secured sponsorship from the Queensland Government, ABC local radio and Queensland Rail for the QUT Smart Train that will travel throughout Queensland in 2008.

#### **Built Environment and Engineering**

The Faculty introduced a CEO's Forum with a high-profile membership of local and interstate business leaders.

In May the Faculty, through the Australian Research Centre for Aerospace Automation, won a 'Smart Skies' grant, including cash contributions of \$2 million from Smart State funds and \$1 million from Boeing. A facility at the Da Vinci Precinct at Brisbane Airport is in the planning stages with public tendering scheduled for early 2008.



### **Business**

The Faculty secured a significant corporate education project with the Commonwealth Defence Materiel Organisation (DMO). In addition to the Commonwealth Department of Defence, a number of international organisations including Lockheed Martin, Boeing, Raytheon, Tallis and the UK Ministry of Defence contributed to the program.

### **Creative Industries**

QUT and CRI Australia entered into a development agreement that will see CRI deliver the second stage of QUT's Creative Industries Precinct and a commercial precinct at Kelvin Grove Urban Village.

### **Education**

The Faculty won a third contract with the Malaysian Ministry of Education to offer a four-year degree to five student cohorts comprising an annual intake of 60 students. Totalling \$19.5 million, this program will also offer further capacity building for Ministry academics in Malaysia with staff attachments in both Brisbane and Malaysia. It will run until 2017.

### **Health**

Activity in Vietnam increased with a new Atlantic Philanthropies funded project in nursing complementing the previous \$4.2 million grant for capacity-building programs in Public Health.

Work continued at the Dementia Collaborative Research Centre at QUT to promote research and improve services for people with dementia, their carers and families. Collaborators in this centre include Griffith, LaTrobe and Curtin universities together with representatives of consumers and carers through Alzheimers Australia and service providers such as the Hammond Group (\$2.2 million).

### **Information Technology**

The very successful Dean's Industry Breakfast series for government and industry representatives as well as staff and students was introduced in the Faculty.

### **Law**

The Faculty won a tender from the Queensland Police Service to develop and deliver a tailored award course, with an estimated annual gross income of \$263 000.

### **Science**

A number of new programs to promote science to primary and secondary school students in South East Queensland were instigated by the Faculty of Science through the Extreme Science Van outreach project.

### **Institute for Creative Industries and Innovation (iCi)**

iCi hosted the inaugural Next Level Research Symposium in conjunction with Kelvin Grove Urban Village and Brisbane City Council. This symposium provided an opportunity to showcase the work of iCi's researchers and to build relationships with potential Australian industry partners.

### **Institute of Health and Biomedical Innovation (IHBI)**

New infrastructure initiatives undertaken by IHBI include the completion of the Medical Engineering Research Facility at the Prince Charles Hospital in December 2007.

### **Information Security Institute (ISI)**

ISI received significant research funding of \$472 500 in three National Security Science and Technical Unit Research Support for Counter-Terrorism projects in 2007, in collaboration with other federal government departments.

### **Institute for Sustainable Resources (ISR)**

ISR is part of the successful consortium selected by the Australian Greenhouse Office to run the National Climate Change Adaptation Research Facility (NCCARF), a \$50 million federal investment over five years.

ISR developed a significant industry relationship with Telstra, using their NextG technology to monitor environmental change, with test sites at Brisbane Airport and Samford.

ISR developed a relationship with the executors of the E Marks estate that resulted in a lease agreement of a Samford property (value \$3 million) to be used for ecological purposes.

### **Indigenous Education Leadership Institute**

In 2005 QUT established the Indigenous Education Leadership Institute in collaboration with the Department of Education, Training and the Arts (DETA). In mid-2007 the institute became a part of QUT, and expanded its activities with the assistance of two major funding bodies—the Telstra Foundation (\$1.23 million) and the Sidney Myer Fund (\$1.195 million).

### **Carseldine**

Research and engagement work including three community-based projects to the value of \$350 000 was undertaken by QUT Carseldine in the region north of the Brisbane River.

- **Caboolture**

QUT again sponsored the Urban Country Music Festival in 2007 raising the University's profile with the local Caboolture community.

Assist alumni to develop a lifelong relationship with QUT through a range of participation and communication activities and encourage alumni networks as measured by an increase in number of contactable alumni to 11 per cent by 2010

The number of alumni on QUT's mailing list at 1 January 2007 increased to 108 922 at 31 December 2007 reflecting an increase of 7.22 per cent for 2007.

- **Continued development of alumni chapters and groups**

The Development Office in conjunction with faculties and divisions continued cultivating relationships and engaging with alumni throughout 2007. Highlights included the 30th Year Law Faculty 'Friends of the 30th Year' appeal, the Faculty of Law 30th anniversary cocktail function, and the Law Alumni Debate. In addition the IT Faculty held a presentation in November and a Conversion Seminar was held in Dubai.

**Objective 6. Future Readiness. Cultivate a culture of continuing organisational, personal and career development and dynamic workforce planning.**

Provide a learning environment which enables students to obtain graduate capabilities including lifelong learning, self-reliance and high employability

Early figures suggest that QUT has improved its performance in graduate employment rates, which are better than the national average.

Engage in ongoing and dynamic workforce planning strategies to ensure that the right people are available at the right time, with an emphasis on recruitment, retention and development

The professional staff ePortfolio, developed throughout 2007, will be launched in early 2008. The portfolio will inform performance planning discussions and assist in capability development and succession planning.

New pre-retirement employment arrangements were developed and placed in policy to further assist in succession planning.

- **Increasing the proportion of academic staff**

In 2007 academic staff (including sessional academics) formed 42 per cent of QUT's total workforce, a slight increase from 2004 (41 per cent). Over this period, the proportion of academic staff on ongoing/fixed term appointments increased, with a concurrent reduction in the proportion of sessional staff.

- **Increasing level of participation and engagement, particularly of Executive Deans and Heads of Division, in regular workforce planning**

Areas such as the Library, IHBI and the Faculty of Built Environment and Engineering have engaged with the HR Department in 2007 in strategic and targeted workforce planning activities.

The HR Department has also worked with areas of skill shortage—Information Technology Services and Facilities Management—to implement innovative recruitment strategies.

Support next phase of research capacity building by

- providing research development opportunities for promising early- to mid-career staff
- engaging in structured and planned program to attract and support early career (postdoctoral) research active staff across the University
- providing all early career academic staff with the opportunity to participate in the early career academic cohort development (ECARD) program
- increasing the number of early career academics recruited through the ECARD program

Seventy early-career academics graduated from the ECARD program in 2007: a combination of the 2006–2007 two-year cohort and the 2007 one-year cohort. Some 15 academic staff who commenced at QUT since the beginning of the 2007 program will be included in the 2008 cohort, with a further 30 places to be filled through the recruitment program.

The MCAD program for levels B and C academic staff, introduced in 2007, aimed to provide participants with opportunities to enhance individual performance, guided by the imperatives for strategic renewal at QUT. MCAD programs challenge participants to reinvent their current academic practices through individual self-reflection and strategic planning.

Academics at levels B and C who demonstrated leadership and who effectively engaged in new strategic initiatives were invited to join the program. In 2007 there were 35 participants.



Staff development programs offered by the HR Department were reviewed with increased emphasis on fostering leadership capacity to assist in succession planning.

In 2007, as in previous years, the Women in Leadership Committee ran a small grants scheme for mid-career female academics who had experienced career interruptions due to family responsibilities. The grants allowed these women to progress their research.

### OPPORTUNITIES FOR ENHANCEMENT IN PEOPLE AND CULTURE

- The University's response to the implementation of voluntary student unionism has provided opportunities to enhance services to students, particularly in the international area where the East West program and improved language and learning support services were introduced. The East West program encourages both international and Australian students to mix, often in a social setting, and learn about each other's culture. It also facilitates the establishment of international and special interest clubs and societies. Welfare services to all students have also been enhanced and a sound partnership with the Student Guild has developed. The University will offer an improved accommodation and part-time employment service for all students from 2008.
- In the area of 'creating aspiration' there are opportunities to use the now-stabilised funding source to explore more imaginative, medium-term outreach solutions.
- Efforts to increase Indigenous and female participation in the University's workforce are being consolidated at the local level.
- The new national 'mood' following the change in government will assist the University's efforts to combat racism, promote reconciliation, and increase respect for cultural diversity through staff/student awareness-raising.

### BENCHMARKING ACTIVITIES

The University undertakes extensive structured benchmarking with its peers in the sector through the Tertiary Education Facilities Management Association (TEFMA) and the Australian Campus Booksellers Association (ACBA). These benchmarks cover a large range of strategic and operational performance measures such as physical space per student, facility condition index, cost of cleaning, and profit as percentage of sales.

These benchmarks are used to assess QUT's performance relative to the sector and to identify opportunities for improvement.

There is some limited benchmarking data available in the Student Support Services area, primarily on staff and student ratios for various support services such as Careers and Employment and International Student Services. The latest is from the SSS Department's 2006 Annual Report at: [www.studentsupport.qut.edu.au/about/annualreport/2006\\_Report\\_Statistics.pdf](http://www.studentsupport.qut.edu.au/about/annualreport/2006_Report_Statistics.pdf)

Student equity data is routinely benchmarked using three frames of reference—previous performance, the performance of similar others, and performance compared with aspirational targets.

Female staff data is routinely benchmarked as above, and also ranked against every university in Australia on 15 parameters from the Universities Australia action plan.

QUT is involved in the third year of an international benchmarking group that looks at selected aspects of staff and student equity, and compares and discusses strategies and data. QUT is the only non-sandstone university in the group. See some early reports at: [www.universitas21.com/Equity/Benchmarking:htm](http://www.universitas21.com/Equity/Benchmarking:htm)

The QUT-sponsored Universities HR Benchmarking program measures such performance indicators as academic promotion application rates and success rates, recruitment rates and applications, staff turnover, unscheduled absence, and comparative staff ratios. Key issues are:

- QUT continued to be in the ninetieth percentile for the professional-academic staff ratio (excluding sessionals/casuals). This falls to just higher than the seventy-fifth percentile when sessionals/casuals are included.
- QUT attracts more than the average number of job applications, although the University is following the sector trend with a decline in numbers.
- QUT is above the seventy-fifth percentile for academic promotion rate, with an increase from 6.4 per cent in 2004 to 8.1 per cent in 2007.
- QUT has had a steady increase in voluntary employee-initiated turnover. An early retirement scheme round at the end of 2006 increased this rate for QUT.

# FINANCE AND INFRASTRUCTURE PLAN



Chris Townend, Executive Director (Finance and Resource Planning)

## HIGHLIGHTS

- QUT further improved its strong financial position, with an operating surplus of \$50.1 million in 2007 and net assets growing during the year by \$121 million to \$948.5 million.
- Major infrastructure development during 2007 included completion of the Student Learning Support Centre at Kelvin Grove, continued construction on the Centre for Physical Activity, Health and Clinical Education within the Kelvin Grove Urban Village and on the Medical Engineering Research Facility at Prince Charles Hospital. Late in 2007 a program of major refurbishment for Old Government House commenced.
- Work continued to integrate planning, budgeting, performance management and risk management in support of *QUT Blueprint* aspirations. Load management and budget review processes were refined and new business case guidelines were developed to support governance arrangements and resourcing decisions.
- The QUT Corporate Performance Management framework, including key performance indicators (KPIs), was revised and was used by management to monitor performance and to guide resourcing decisions.
- The Business Case for the Lots 2, 3 and 5 Development at Kelvin Grove was approved in 2007. A development agreement has been signed with CRI Australia to deliver a combined project with a value of \$330 million, which will provide a 45 000 square metre office and retail development along with a 13 000 square metre facility for Creative Industries.
- Further work on strategic space management was undertaken with the scoping and early development of a predictive space forecasting model. The key outcomes of this project will be an enhanced deployment and use of the University's physical resources.
- Collaborative technologies to facilitate better relationships with internal and external partners were introduced, and substantial work was undertaken towards replacement of the Student Management System, the implementation of the Learning Management System, and continuing development of eResearch support.
- Within a context of continuously improved service and accountability a broad range of financial, payroll and information services were provided.
- University governance and financial management practices were supported by review and audit activities. The University's accounts were completed in a timely manner and remain unqualified.

## OUTCOMES AND ACHIEVEMENTS AGAINST OBJECTIVES OF 2007–2011 PLAN

### Objective 1. Responsibly deploy resources and infrastructure in support of University ambitions and priorities.

Work continued during 2007 on a number of policies and systems to more closely align the University's strategic ambitions with its resource allocation processes:

- The fully integrated planning and budgeting methodology using accrual accounting and the Relative Funding Model (RFM) delivered greater integration between planning and resourcing priorities in support of the *QUT Blueprint*, and established financial incentives for strategic behaviour at all levels of the University. The University's Consolidated Budget and Asset Management Plan is developed within this framework.
- The integration of the *QUT Blueprint* with budget and capital planning processes was improved through the revision of KPIs and the ongoing review of corporate performance management frameworks. Lower level (faculty and divisional KPIs) performance against the aspirations of the University's top-level plans was also monitored.
- Assurance and Risk Management Services (formerly Internal Audit) attended to a targeted program of internal audit, risk management and business continuity planning activities. The integration of planning and risk management continues through the alignment of risk management with the planning and reporting framework at all levels.

Financial management at QUT has improved considerably over recent years with a changed financial reporting framework, a greater emphasis on asset management, and a focus on building a solid base of physical and financial resources.

Several projects improved systems and processes and enhanced the financial management skills of staff across the University. Developments include the Payables On-Line Approval Project, the Staff Connect Timesheet Approval Project, and upgrades to Oracle Financials and the Talent 2 Payroll System. Projects under the Commonwealth-funded Workplace Productivity Program, including the Revenue Management Project to integrate with the Student Administration and Management System, were also considerably advanced.

The comprehensive Business Case Guidelines were implemented during the year. The guidelines, which are now mandated for all significant development proposals, provide a sound and consistent basis for the documentation of project proposals, the scoping of proposals, and other considerations like risk and investment analysis. Business cases produced for a number of major projects provided significant assistance to the University in advancing these projects, including consideration of alternative strategy options where practicable.

**Objective 2. Support the strategic ambitions and priorities of the University, and achieve maximum productivity and comply with governance and accountability obligations.**

Consistently high operating surpluses over the past few years have bolstered the University's financial strength and established the foundations against which QUT can invest significantly in strategic initiatives.

The University produced another sound financial result for 2007 with an operating surplus (based on draft financial statements) of \$50.1 million, further contributing to the building of a solid and sustainable resource base to support the University into the future.

The result equates to an operating margin of 9.1 per cent, well above the Finance and Infrastructure Plan target of 5 per cent. This result however includes investment earnings from the tail of a strengthened investment market, and a number of other factors like rapidly growing research and commercial income realised from the targeted investments of recent years in Blueprint priorities and restructuring costs in the Faculty of Information Technology.

Along with results for the past five years, this compares more than favourably with other Australian universities and demonstrates both the realisation by the University of many of its commercial opportunities and its ongoing commitment to fiscal responsibility.

During 2007 the University reinforced its commitment to building external research income, diversifying revenue sources, and increasing revenue from fees and charges to reduce its reliance on Australian Government funding in the longer term.

Research income increased substantially during 2007, and the University continues to invest in research capacity building as the basis for increasing research revenue in future years.

The proportion of funds derived from government sources in 2007 was 60.4 per cent, slightly in excess of the Finance and Infrastructure Plan target of 60 per cent. This outcome reflects QUT's success in earning research-related revenue from government sources as well as the classification of student contributions (HECS-HELP) as Australian Government funds for statistical purposes.

Total revenue for the year was \$549.1 million, an increase of \$45.3 million or 9 per cent on the 2006 year. The increased revenue was primarily driven by the securing of additional competitive research grants as well as improved Commonwealth funding for supported students:

- Revenue from the Australian Government was \$331.1 million, an increase of \$28.2 million on 2006 reflecting additional competitive research grants and increased revenue from Commonwealth-supported student places (the latter of which was supported by changed cluster funding arrangements implemented in 2007).
- Revenue from state and local government sources was \$10.1 million, almost double the 2006 figure of \$5.1 million.
- Fees and charges revenue of \$104.3 million was up on 2006 (\$94.7 million), reflecting increased revenue from overseas fee-paying students driven by more targeted marketing activities, and continued strong performance in the increasingly competitive domestic fee-paying market.
- Miscellaneous revenue generated from sources such as investments, consultancies, commercial activities and donations amounted to \$82.8 million, which was almost identical to the 2006 result. However investment income at \$15.1 million was considerably less than the 2006 result of \$25.1 million, reflecting the decline in market conditions evident at the end of 2007. Consulting and contract research revenue however has improved considerably to offset this reduction.

Expenses for the year totalled \$499.0 million, a \$15.0 million or 3.1 per cent increase, on 2006:

- Employee benefits increased by \$14.1 million or 4.9 per cent, reflecting salary increases agreed through the enterprise bargaining process as well as growth in labour costs in support of research-related activities and student-staff ratios.

- Reduced expenditure on repairs and maintenance was principally driven by changed Asset Management Plan priorities, in particular less activity on major building and refurbishment projects during the year.
- Other expenses increased by \$11.5 million or 8 per cent across a range of activities in support of research capacity building, student-staff ratios, and improved service provision generally.

The net assets of the University at the end of 2007 totalled \$948.5 million, an increase of 14.6 per cent on 2006. The University's balance sheet remains strong and provides a very solid foundation for the University's short- and longer term development aspirations. The growth in net assets has been driven by two key factors—the favourable operating surplus and the growth in the value of University land, buildings and infrastructure.

**Objective 3. Infrastructure (Physical and Virtual).**  
QUT will be characterised by an integrated infrastructure which supports and facilitates QUT's high-quality learning and teaching, research, business support and community needs.

The QUT Asset Management Plan underpins the development, implementation and maintenance of the University's physical and virtual assets in support of the objectives of the *QUT Blueprint*. Consistent with this, the 2008–2012 AMP forecasts the delivery of 17 957 square metres of additional usable floor area, which will increase the overall provision of space to 7.2 square metres per student compared to the 2007 figure of 6.8 square metres.

During 2007 the University spent \$62.8 million on capital projects (including \$26.7 million on major projects), approximately \$2.7 million and \$6.8 million on the deferred and general maintenance programs respectively, and \$3.9 million on minor works projects. This expenditure represents a major commitment to the development and maintenance of high-quality infrastructure.

Major capital projects during 2007 included:

- The Student Learning and Support Centre at Kelvin Grove, which was partially occupied in December 2006 and completed in February 2007.
- The Centre for Physical Activity, Health and Clinical Education at Kelvin Grove, which commenced construction in late 2006 and is scheduled for practical completion in April 2008. This project will incorporate QUT's public health clinics, an indoor swimming pool, sports courts and gymnasium as well as the blood-processing facilities for the Australian Red Cross.
- The Medical Engineering Research Facility at the Prince Charles Hospital, along with preliminary construction work on the refurbishment of Old Government House.

In conjunction with government and commercial partners, QUT continued to contribute to the development of the Kelvin Grove Urban Village. The Centre for Physical Activity, Health and Clinical Education, which follows on from the opening of the IHBI building and retail facilities in the village centre, is now well underway. Construction continues on several sites, including residential and commercial projects, and student accommodation.

In 2007 QUT approved the business case for the development by CRI Australia on Lots 2, 3 and 5 at the Kelvin Grove Urban Village. The development will provide 13 000 square metres of state-of-the-art facilities for the Creative Industries Faculty as well as 45 000 square metres of commercial office and retail space. Construction is expected to commence in 2008, with the Creative Industries Faculty facilities ready for occupation at the beginning of the 2011 academic year.

The 2006 facilities condition survey identified a 26 per cent improvement in the University's combined maintenance and compliance backlog, compared with the 2001 survey findings. While the maintenance component of the backlog increased by a modest 12 per cent (to \$22.6 million), there was a 66 per cent reduction in compliance liabilities (to \$5.9 million).

## OPPORTUNITIES FOR ENHANCEMENT IN FINANCE AND INFRASTRUCTURE

Finance and Infrastructure are key enabling strategies that help the University meet its core objectives around teaching, learning and research endeavours. While much progress has been made over the past few years with a range of key initiatives there is further opportunity for improvement.

Throughout 2008 the University is undertaking a master planning exercise that will cover all campuses and provides input into a range of issues under consideration including:

- reviewing the space and infrastructure requirements for research
- enhancing community facilities, particularly at the Gardens Point campus
- assessing the need for renewal and reinvigoration of academic facilities.

The manner in which the University manages its infrastructure, in particular space management, will be reviewed in 2008. Together with the development of predictive space modelling tools and the application of appropriate funding strategies, these initiatives will ensure QUT is well placed to ensure timely delivery of strategic infrastructure to support core activities.

Developments in financial systems will improve business process efficiency and accountability in areas such as the purchase-to-pay process and revenue management. The development or enhancement of budgeting and reporting systems leveraging off the University's comprehensive data warehouse will be undertaken in 2008. The emphasis will be on using business intelligence technology to ensure information needs of stakeholders are met.

The further integration of the Business Case Guidelines endorsed in 2007 into future capital and other decision making will greatly assist in investment analysis and scoping of all future development proposals.

Consistent with the Finance and Infrastructure Plan 2008–2012, and taking into account recent change initiatives, priorities for 2008 include:

- ensuring that the University can support the aspirations articulated in the *QUT Blueprint* while maintaining a sound financial position
- ensuring that the University's resources are deployed and used effectively within desired budgetary and financial targets, and in full compliance with accountability and governance requirements
- continued implementation of the University's performance management system based on KPIs in support of the *QUT Blueprint*
- increasing the efficiency and effectiveness of systems and core business activities to enhance client service and accountability
- review and continuous improvement of systems and training to ensure optimal use of all University resources
- continued activity to improve access to all University facilities
- additional works to ensure compliance with building codes and workplace health and safety.

An internal disability access audit completed in 2006 recorded \$11.3 million of non-compliances and identified the need for new passenger lifts, disabled toilets, building access ramps as well as a significant number of minor non-compliance issues. The University is progressively working to address these issues.

## BENCHMARKING ACTIVITIES

QUT regularly benchmarks its performance across a range of financial indicators against that of the Australian higher education sector as a whole, the ATN universities and the Go8 universities. Indicators benchmarked include operating margin, liquidity ratio, cash and investment balances, economic dependency, and employment costs as a percentage of revenue. These, along with QUT's other KPIs, are reported on a quarterly basis in the Corporate Performance Report. This report provides a strategic assessment of the University's financial performance and allows the University to respond quickly to challenges or opportunities. Benchmarking data is included in all published budget documentation. The majority of performance indicators are being met. Those that are not are critically reviewed and taken into consideration as part of the regular monitoring and planning process.

Benchmarking is also used across a range of other domains including research performance, space availability and usage, and facilities management data to guide the University in its resourcing considerations. Many of the University's benchmarking practices have been recognised by independent review agencies as being among best practice in the sector.

The physical infrastructure of the University is benchmarked using Department of Education, Science and Training (DEST) sector-wide benchmarks. QUT also participates in sector-wide benchmarking activities with more than 50 institutions under the Tertiary Education Facilities Management Association, including in areas such as maintenance, waste management, energy consumption, security, parking and water consumption.

The QUT Bookshop compares very favourably in an annual survey by the Australian Campus Booksellers Association of campus bookshops' operating results.

## PERFORMANCE AGAINST THE FINANCE AND INFRASTRUCTURE KPIS

QUT exceeded 2007 targets for three of the four financial KPIs identified in the *QUT Blueprint*. Operating margin was 9.1 per cent (unadjusted) compared to the target of 5.0 per cent. Employment costs as a percentage of revenue were 54.8 per cent (target of below 60 per cent). In terms of the economic dependency target (on government funds) the 2007 result of 60.4 per cent was slightly in excess of the target of 60 per cent. The University's position on this target is affected by its success in gaining government research grants, and secondly by the fact that DEST regards student contributions as Government funding for statistical purposes. The 2007 liquidity ratio of 2.5:1 was above the target of 2.0:1, but this result has been affected by a change in application of accounting standards.



# INTERNATIONAL STRATEGY



**Scott Sheppard**, Deputy Vice-Chancellor  
(International and Development)

## HIGHLIGHTS

- Commencing full fee-paying overseas student enrolments (excluding QUT International College [QUTIC] students) for 2007 were 1801.6 EFTSL, an increase of 15.6 per cent.
- QUTIC enrolments were 948.58 EFTSL (plus 32.13 EFTSL for non-integrated study tours) in 2007.
- In 2007 international fee revenue was \$73 million (excluding offshore fees), an increase from \$66.5 million in 2006, representing growth of \$6.9 million or 10.41 per cent. This included QUTIC-generated revenue of \$12.4 million.
- In 2007 international research income grew to \$7.06 million, an increase of 22 per cent over 2006.
- Forty projects with major overseas funding bodies such as WHO, OECD, private organisations and philanthropic societies were launched in 2007
- Twenty International Cooperation Agreements were signed in 2007. Signatories include Taipei National University of the Arts, Istanbul Technical University, Ritsumeikan University (Japan), Technical University of Denmark, Korea Advanced Institute of Science and Technology, and Wuhan University (China).
- Ninety-two per cent of QUTIC students progressed into QUT programs in 2007.
- The International Strategy was refreshed to capture the cross-university focus of international activities and was reframed so that the International Engagement and Recruitment Plan sits beneath it as an operational plan.
- Students undertaking some form of overseas experience increased by approximately 11 per cent over 2006.

## OUTCOMES AND ACHIEVEMENTS AGAINST OBJECTIVES OF 2007–2011 PLAN

The University KPI is to achieve the following increases in commencing international student load: 2 per cent in 2007, 2 per cent in 2008 and 4 per cent in 2009.

Commencing full fee-paying overseas student enrolments (excluding QUTIC students) increased in 2007 by 15.6 per cent to 1801.6 EFTSL.

## Objective 1. Create an international scholarly environment.

Prepare students to live and work globally as measured by:

- Number of domestic students undertaking an offshore international experience

The current International Engagement and Recruitment Plan Performance Indicator is for 1 per cent of students (approximately 400) to undertake an offshore experience by 2009. With the inclusion of the number of students undertaking a short-term experience abroad (i.e. additional to those pursuing a semester-length exchange), the percentage in 2007 stands at 0.49 per cent and is projected to rise to 0.92 per cent by 2009, assuming that current funding levels are maintained. The 2009 target is likely to be achieved by 2011.

- Number of graduates employed abroad (source: Graduate Destination Survey)

The 2006 Graduate Destination survey showed that 258 graduates were employed overseas.

- Focus on internationalisation of the curriculum, including international experiences, pathways and languages

The Curriculum Working Party of the University Teaching and Learning Committee has 'internationalising the curriculum' as an area for consideration. Preliminary work on graduate capabilities and intercultural competence was undertaken. During 2008, the University will consider how internationalising the curriculum can be integrated into course development and review cycles.

QUT International College (QUTIC) provides academic and English language pathways for international students preparing for study in Australian universities. Additionally, study tours give students from overseas institutions the opportunity to improve their language skills and their knowledge of the Australian culture, economy and business. The curriculum includes international perspectives within individual units.

**Recruit a diverse international student body—onshore and offshore—as measured by:**

- **Number of international students enrolled or undertaking QUT programs (source: QUT data benchmarked against national data)**

In 2007 there were 3913.2 full fee-paying overseas students studying at QUT (excluding QUTIC enrolments). Of these, 3633 were studying onshore.

QUTIC enrolments were 948.58 EFTSL (plus 32.13 EFTSL for non-integrated study tours) in 2007. Ninety-two per cent of QUTIC students progressed into QUT programs.

IDP reported that 204 095 international students studied at Australian universities in semester two 2007, 148 361 on shore and 55 734 off campus in transnational education. Compared with semester two 2006, the total number of international students in Australian universities increased by 3.7 per cent in 2007. QUT increased international student EFTSL by 15.6 per cent in the same period.

- **Development of a balanced portfolio featuring several significant source nations**

In 2007 there were at least 100 enrolled students (excluding QUTIC pathway programs) from 12 countries—Canada, China, Germany, Hong Kong, India, Korea, Malaysia, Indonesia, Singapore, Taiwan, Thailand, Norway and the US.

**Promote international research links that deliver projects, funding and research student activity as measured by:**

- **Research focus for profiling missions**

The Office of Research worked with the Marketing and Communication Department to include more research content in university publications, for example the 2007 edition of *Solutions*. In addition, the Dean of Graduate Studies participated in workshops run by the Division of International and Development, and has organised a meeting between the Assistant Deans (Research) and the Assistant Deans (International) to raise awareness of the issue. He has also suggested that international research and marketing connections become a standing agenda item for the Regional Reference Groups.

- **International higher degree research (HDR) students to be 25 per cent of the research student cohort by 2011**

QUT has 1716 current HDR students. Of these, 356 (20.7 per cent) are international.

- **Annual growth of 25 per cent in international research income to achieve target of \$20 million annually by 2011**

International research income for 2006 was \$5.37 million. In 2007 it was \$7.06 million, an annual growth of 31.43 per cent.

- **Number of international visiting researchers/scholars**

There is currently no accurate mechanism for tracking this in faculties and divisions. The Division of Research and Commercialisation has identified it for consideration in 2008.

Faculties and institutes reported a number of high-profile visits in their annual reports:

- Nobel laureate Professor Robert Engle visited the School of Economics and Finance in April
- The Centre for Learning Innovation in the Faculty of Education hosted key international visitors including Professor Courteney Cazden (Harvard) and Professor Jannette Elwood (Belfast) in 2007
- The Institute for Sustainable Resources hosted a visit by the world's foremost environmental banking expert, Dr Kevin Noon of Critical Habitats Inc
- Professor Linda Silka, Director of the Centre for Family, Work and Community at the University of Massachusetts Lowell, visited QUT as part of its engagement initiatives.

## **Objective 2. Secure global recognition of QUT.**

**Seek and secure recognition by governments, peers and relevant scholarly and professional bodies, as measured by:**

- **Acquisition of relevant program accreditation and documented government recognition**

The Faculty of Built Environment and Engineering had seven undergraduate programs reaccredited in 2007.

The Faculty of Business received international accreditation for all Business courses from EQUIS, the accrediting body of the European Foundation for Management Development.

The Centre of Philanthropy and Nonprofit Studies was admitted to full membership of the Nonprofit Academic Centres Council.



Humanities and Human Services developed a new Social Work degree that has been accredited by the Australian Association of Social Workers.

- **Enhanced presence on international league tables**

QUT was ranked 195th in the Higher Education Supplement-QS World University Rankings.

Professor Stuart Cunningham presented a paper on the challenges of ranking in the humanities as an invited speaker at the International Meeting of Experts on International Rankings at Shanghai Jiao Tong University in Shanghai.

- **High-level recognition of academic staff e.g. scholarly societies, fellowships**

Dr Marcus Foth, a senior research fellow at QUT's Institute of Creative Industries and Innovation, was awarded a visiting fellowship at the Oxford Internet Institute.

QUT information security expert Professor Bill Caelli won the first fellowship to be awarded by the International Information Systems Security Certification Consortium (ISC<sup>2</sup>).

- **Number of international awards and scholarships won e.g. Rhodes, Chevening, Princess Mary**

Professor Charles Patti won the US Marketing Educators' Association Educator of the Year Award for 2007.

Professor Prasad Yarlagadda became the first Australian to be recognised by the World Academy of Materials and Manufacturing Engineering. He was made a fellow of the academy and received the honorary Professor Fryderyk Staub Golden Owl Award.

Faculty of Science Professor Judith Clements was honoured with a prestigious international award for her outstanding contribution to the discovery of a new enzyme found in men suffering prostate cancer. She is the first Australian to win the Frey-Werle Foundation Commemorative Gold Medal.

Federation of European Microbiological Societies Best Young Investigators Award was presented to Shreema Merchant for her study into *Campylobacter* genetic fingerprinting.

- **Number of international projects awarded by higher education institutions, governments, philanthropic foundations, world bodies (e.g. WHO, OECD, ADB)**

QUT is currently engaged in some 70 international projects with overseas partners: the University's research

administration database, ResearchMaster, lists 40 projects that commenced in 2007 with major overseas funding bodies, the Office of Commercial Services lists a further 19 that have been ongoing since 2005-06 and the International Projects Unit a further 10. Funding bodies range from other higher education institutions to agencies such as WHO and OECD, private organisations and philanthropic societies.

A proposal to establish a Confucius Institute was developed and submitted to the Chinese government in 2007.

**Promote strategic development of International Co-operation Agreements (ICAs) with quality partners to develop rich, deep and enduring ties as measured by:**

- **Number of ICAs with quality partners**

The number of ICAs is increasing at the rate of about 10 per cent a year. Twenty agreements were signed in 2007 and three are pending. Of these, the top partnerships forged in 2007 include those with Taipei National University of the Arts, Istanbul Technical University, Ritsumeikan University (Japan), Technical University of Denmark, Korea Advanced Institute of Science and Technology, and Wuhan University (China).

**Develop relationships with international alumni**

- **Number of international alumni who participate in university activities internationally**

During 2007 more than 300 QUT alumni attended alumni events in Thailand, Norway, Germany, China, Taiwan, Hong Kong, Singapore, Malaysia, Indonesia and the United States.

**Objective 3. Ensure QUT's real-world reach extends internationally.**

**Develop an international profile for QUT's engagement activity as measured by:**

- **International content in QUT's 2006–07 Engagement publication**

The Engagement publication *Challenging Boundaries: Perspectives on Community-University Engagement* published in 2007 includes case studies of international engagement activities and practices.

- **Number of international candidates considered for honorary doctorate awards**

Two international candidates were considered for honorary doctorates in 2007.

- **Number of international consultancy projects conducted**

Sixteen consultancy projects that commenced in 2007 had international funding sources. This represents 10 per cent of the total number of new consultancies.

- **Growth in revenue generated by international activities**

In 2007 international fee revenue was \$73 million (excluding offshore fees). This represents growth of \$6.9 million (10.41 per cent) over the 2006 figure of \$66.5 million (excluding offshore fees). This included QUTIC-generated revenue of \$12.4 million.

International research income in 2007 was \$7.06 million, an increase of 31.43 per cent from \$5.37 million in 2006.

International consultancy generated \$4.5 million in revenue in 2007.

**Pursue partner capacity building and projects as measured by:**

- **Number of projects conducted, including joint curriculum programs**

Collaboration commenced with Universiti Teknologi Malaysia (UiTM) to develop capacity-building options for UiTM staff to undertake doctoral study with QUT. By the end of 2007 12 UiTM staff had applied to undertake doctoral study at QUT.

The Faculty of Education successfully completed a Master of Learning Innovation program for 13 students employed by AusAID in Papua New Guinea, and won a contract to provide an undergraduate program for early childhood teacher education in PNG (also fully funded by AusAID).

A pathway program in Design was developed by the Faculty of Built Environment and Engineering with Taylor's College, Malaysia.

Negotiations for joint programs have been underway with the Asia Pacific University College of Technology and Innovation and Taylor's College, both in Malaysia.

Twining programs were introduced at Tan Kah Kee College of Xiamen University (undergraduate mathematics), and Wuhan University (undergraduate IT) in China, and Universitas Pelita Harapan (undergraduate Media Studies) in Indonesia.

The Law Faculty is in discussion with the IGNOU, India to provide curriculum for the Master of Intellectual Property.

The faculties of Business and Built Environment and Engineering are exploring double degree opportunities with partner institutions in Europe, USA and Asia.

- **Number of collaborative research projects with overseas partners**

QUT had 29 such projects in 2007, with a total of 51 overseas collaborators.

- **Number of PhD and other outward scholarships provided by QUT**

In 2007, 124 students undertook a full semester exchange while a further 51 participated in a short-term program abroad, principally in Asia. This represented an increase of 11 per cent over 2006.

The Faculty of Business provided travel bursaries for 21 exchange program students and five bursaries for short-term program students. The Creative Industries Faculty provided half-bursaries for six students to undertake a semester exchange.

Of the 356 HDR international students, 152 (42.5 per cent) received scholarship support from QUT. In addition QUT supported more than 70 postgraduate research students to travel overseas to present their work at a conference and/or access key research expertise required for their research.

**Objective 4. Collaborate in University-wide partnerships to promote the international agenda.**

**Deliver effective, coordinated development of plans and activities through the international committee structure as measured by:**

- **Coordinated development of the QUT International Strategy and annual Engagement and Recruitment Plan**

In 2007 the International Strategy was refreshed to capture the cross-university focus of international activities and was reframed so that the International Engagement and Recruitment Plan sits neatly beneath it as an operational plan.

- **Audit trail of committees activities and decisions through minutes**

In 2007 the International Steering Committee (ISC) met three times. Key agenda items included:

- discussion and endorsement of the revised International Strategy and 2008 Engagement and Recruitment Plan (referred to VCAC)
- endorsement of the Commissions Policy Changes (referred to VCAC)
- Australian Universities International Directors' Forum (AUIDF) and ATN benchmarking reports
- Regional Reference Groups reports
- development and review of actions against the International Rankings Actions Matrix
- UiTM delegation and progress reports
- key conversion rates for applications and Made Offer Activities
- 2006 travel expenditure and fee income
- International Student Experience and English Proficiency Data Reports (to be referred to VCAC in 2008).

In 2007 the International Leaders Group (ILG) met five times and held three forums on the following topics:

- Double Masters Programs with International Partners
- International Doctoral Approaches Forum
- Developing Professional Development Programs Forum.

In addition to the items discussed at ISC, agenda items for ILG included:

- proposed new arrangements for disbursement of the VC's bursary funds
- Endeavour Scholarships presentation by Steve Bottle
- First Year Experience survey presentation by Sally Kift
- awards for academic excellence by study abroad and exchange students
- International Higher Degree Research Fee Waiver Scheme
- language learning support for international students.

**Encourage the creative use of ICT to enhance international engagement as measured by:**

- **Increased usage of the International Strategy Information System (ISIS) across the University community**

There are currently 174 registered ISIS users who access the site information.

- **On-time and successful delivery of ISIS stage 3**

The first part of ISIS stage three, the mission system, was completed. However the second part of ISIS stage three, the investment analysis system, did not commence in 2007 due to inability to attract a suitable project manager.

**Pursue a strategy of engaging the broader University community and key partners on international matters as measured by:**

- **Number of country-specific or faculty-specific information sessions held**

Two faculty planning days for the 2008 Engagement and Recruitment Plan were held: the first presented marketing information about QUT's priority markets and reviewed 2006 recruitment activities (for 2007 enrolments) and the second developed the new Engagement and Recruitment Plan for recruitment activities.

Marketing staff held 12 individual faculty meetings to consult on recruitment activity planning. In addition QUT International initiated the International Marketing Network, which involved six-weekly meetings of the international marketing staff across faculties, QUT International and QUTIC.

Two special training sessions for the broader QUT community sponsored by QUT International were delivered by consultants; one by Fiona Hill on cross-cultural communication with Arabic clients and partners, and the second on cross-cultural email communication by Dr Margaret Murphy.

QUT International also sponsored the student-led Sadaaqah forum, which brought together Australian and Arabic-speaking students, staff and invited guests for a range of presentations and discussion groups related to QUT's involvement in the Middle East, including student issues.

- **Broad representation of senior managers and professional officers on international committees and in off-shore missions**

#### INTERNATIONAL COMMITTEES

The University's international committees were realigned in 2007. As part of this realignment, International Policy and Strategy Committee was disbanded and replaced by a new International Steering Group with high-level representation from the University's executive.

Membership of the International Leaders Group (formerly Faculty International Leaders Group) was broadened to include faculty academic international leaders and their divisional counterparts for sharing information about international matters.

Regional Reference Groups were reviewed. Each group is chaired by a Deputy Vice-Chancellor and includes the Regional Marketing Manager for the country/region, one Assistant Dean/Director (International) and faculty representation nominated by Deans.

#### OFFSHORE MISSIONS

Senior managers were well represented at recruitment exhibitions, agents' visits, conferences and delegations. Highlights included:

- QETI Gulf Mission
- Education Without Borders Conference in Abu Dhabi
- Two visits by senior staff delegations to Universiti Teknologi Malaysia (UiTM), Universiti Putra Malaysia (UPM), Universitas Pelita Harapan (UPH) and Universitas Indonesia (UI)
- QUT business development program to Oman, UAE and Saudi Arabia
- NAFSA conference, Minneapolis
- Business development visits to new and potential partners in Ontario, Canada
- QUT-sponsored mock trial competition among secondary schools in Kota Kinabalu, Sabah
- EAIE Conference, Trondheim.

#### OPPORTUNITIES FOR ENHANCEMENT IN THE AREA RELATING TO THE PLAN

In mid-2007 the International Strategy was revised and a number of improvements made:

- The language and structure of the International Strategy was streamlined
- Key performance indicators from all top-level plans were included to reflect the broad approach to internationalisation across QUT

- A new guiding principle—international students expressing a high level of satisfaction with their QUT experience—was added
- A new commitment to develop strategic initiatives to enhance institutional capacity building and cohort enrolments was added.

#### BENCHMARKING ACTIVITIES

QUT International participated in the following benchmarking activities:

- AUIDF annual benchmarking on international operations for 2006 (35 universities)
- ATN version of AUIDF benchmarking report
- AUIDF Benchmarking of Commission Practices
- ATN version of AUIDF Commission Practices report
- ATN agents benchmarking survey of 87 key agents in 14 countries
- AUIDF benchmarking from the public domain (i.e. DEST public data) for 2006
- ATN version of AUIDF Public Domain report.
- AEI survey of domestic and international students in 2006
- ATN survey of the academic progress rate and English proficiency scores at entry for international students who commenced in 2006
- AUIDF benchmarking on International Operations for 2007.

#### Faculty of Built Environment and Engineering

The Dean commenced a benchmarking exercise with members of the International Council for Research and Innovation in Building and Construction (CIB) with a view to establishing a Dean's Forum of Building and Design Faculties.

#### Faculty of Business

The Faculty continues its benchmarking activities which are measured against standards of the accrediting bodies on an annual basis. The Faculty undertakes accreditation with five accrediting bodies: AMBA, EQUIS, AACSB, CPA and ICAA.

#### Faculty of Information Technology

The Faculty appointed an external review panel to conduct a full examination of its academic programs in the context of the national and international environments. The panel made a number of recommendations which have been subsequently used to underpin both curriculum and structural change.

# IT VISION AND STRATEGY



**Professor Tom Cochrane**, Deputy Vice-Chancellor  
(Technology, Information and Learning Support)

## HIGHLIGHTS

- **Relevant activities undertaken in 2007** include implementation of collaborative technologies to facilitate better relationships with internal and external partners, substantial work towards replacement of the Student Management System, the implementation of the Learning Management System, and continuing development of eResearch support.
- **As part of the implementation of the University's StudentOne Student Management System**, substantial work took place in 2007 to establish a good working relationship with the vendor and define the new system processes and policies required. In addition, considerable effort was expended on determining system integration issues and planning the upgrades of all relevant interfacing systems.
- **The University's decision to replace the Online Teaching System** led to the successful completion of a tendering process and the introduction of QUT Blackboard in a staged manner from semester one, 2007. Implementation of the new learning management system progressed smoothly and all units were transferred to the new system by December 2007.
- **The anticipated completion of the WAN Fibre project** in early 2008 strengthened the University's communications capabilities across its campuses and provided a resilient ring of fibre cable between campuses.
- **With the discontinuation of Physical and Virtual Steering Committee** in early 2007, the Deputy Vice-Chancellor (Technology and Information Learning Support) as chair of IT Advisory Committee was asked to revise the membership and terms of reference for the group. Following consultation, the newly formed IT Governance Committee met for the first time on 30 May 2007 with an extended membership, a revised terms of reference and a formalised structure of supporting advisory groups, focusing on five areas: systems and projects, information management, infrastructure, innovation and service delivery.
- **Work continued on the refinement of the University's IT governance** processes with the development of a lightweight enterprise architecture model which will outline the technical direction of the University and provide a further mechanism for infrastructure governance and a tool for annual review.
- **Following the outcome of the Business and Services Improvement (BSI) IT Review** the main recommendation to integrate faculty- and divisional-based staff to a central pool was implemented in August 2007. Work continues on the development of service delivery models, management of change and consolidation of equipment resources.

## OUTCOMES AND ACHIEVEMENTS AGAINST OBJECTIVES OF 2007–2011 PLAN

The University's IT Strategy is constructed around the University's Blueprint objectives and this report mirrors that approach.

### **Objective 1. Build our research in selected areas.**

In line with the eResearch strategy, which was approved in 2006, the Library developed a three-year eResearch Support Plan 2007–2009, which covers global developments in eResearch, scholarly communication, and repositories. Access to and use of the University's high performance computing facilities and the Access Grid improved in 2007 with the implementation of a new version of the system. The Information Manager position recruited for the Institute of Health and Biomedical Innovation (IHBI) to assist researchers with information management practices proved successful. Further ePrint research publications were added to the University's electronic repository in 2007 and considerable effort was made to prepare QUT systems for the Research Quality Framework. Work continued to foster multidisciplinary approaches in the eGrad School program and projects within IHBI.

### **Objective 2. Strengthen our reputation for quality teaching and learning and provide among the best learning environments in Australia.**

A range of strategies to strengthen the quality of teaching and learning and the learning environment were conducted in 2007 including implementation of the new student system and a new learning management system. Of particular note was the work to make the student evaluation of teaching at QUT more systematic and universal.

The use of QUT Virtual as a primary portal for students and staff continues to trend upwards with an overall increase in the number of sessions for most months in 2007 over 2006. In addition, the number of unique wireless users continued to show an upward trend in the use of mobile technology. In September the AV Projects team finalised a three-year program of upgrading all central teaching spaces across QUT. This project involved a coordinated approach to align the installation of new technology with upgrades of the physical facilities. These rooms now provide a common, high-quality, technology-rich environment to underpin teaching and learning activities.

**Objective 3. Strengthen the ‘real-world’ positioning in teaching and research through better partnerships across internal and external boundaries.**

Work progressed on the proposal to develop a combined service website for the divisions of Administrative Services and Technology, Information and Learning Support. Functionality was developed to improve users’ experience of the website by providing visually coherent and easy-to-access information with the benefit of reduced maintenance costs.

QUT continued to partner with the Australian Institute of Management in 2007 to improve understanding of the governance and resource allocation processes relating to IT and the Asset Management Plan (AMP) (IT) through the provision of training in project management. Further offerings of the Certificate IV course were made, and diploma and introductory courses in project management were introduced.

Considerable work was undertaken in 2007 to improve access to QUT online resources for researchers working in organisations across Queensland, in particular those working in hospitals. The anticipated completion of the Medical Engineering Research Facility in early 2008 including the installation of a fibre connection to the QUT WAN will ensure high-speed access to QUT resources for researchers in the facility.

**Objective 4. Integrate technology into our teaching, research, business/support functions and infrastructure.**

The use of the University’s AMP (IT) and the underpinning governance processes continue to mature with well-embedded criteria for allocating funding in accordance with University priorities. With the discontinuation of Physical and Virtual Steering Committee in early 2007, the DVC (TILS) as chair of IT Advisory Committee was asked to revise the membership and terms of reference for the group. Following consultation, the newly formed IT Governance Committee met for the first time on 30 May, 2007 with an extended membership, a revised terms of reference and a formalised structure of supporting advisory groups, focusing on the following areas: systems and projects, information management, infrastructure, innovation and service delivery. In addition, the scope of the Project Registry was expanded to include reporting on projects that are funded from alternate sources. It now encompasses reporting on BSI projects, some of the teaching and learning projects funded by the Deputy Vice-Chancellor (Academic) and projects funded by federal grant monies such as the Workplace Productivity Program and Capital Development Program initiatives.

The use of the Federated IT Leaders Group continues as an effective means to develop policies and standards applicable to QUT for the administration of IT. One of the initiatives of this group is the development of a lightweight enterprise architecture model which will outline the desired technical direction of the University and provide a further mechanism for governance of the infrastructure and a tool for annual review.

Work was completed on the implementation of a resilient ring of fibre cable to strengthen the communication network between all campuses. Wireless coverage continues to expand as indicated below.

With the implementation of the enterprise single sign on engine (ESOE) the University is now able to explore options relating to Open ID access, which will further strengthen QUT’s connectedness to industry and other communities.

Following the outcome of the BSI IT Review the main recommendation to integrate faculty- and divisional-based staff to a central pool was implemented in August 2007. Work continues on the development of service delivery models, management of change and consolidation of equipment resources.

**Objective 5. Develop environments that foster and reward high-quality scholarship and that build a sense of community.**

The virtual environment contributes to a sense of community by improving communication and providing access to information. The University’s intranet, QUT Virtual, saw substantial growth in the number of individual sessions compared with similar periods in previous years.

The use of the University’s wireless service expanded from 1000 accesses in January 2006 to more than 6000 individual logins in May 2007 as wireless infrastructure improved and knowledge of the service increased through the year. Again the biggest uptake was March through May with an increase of around 200 per cent over the same period in 2006. Overall there has been a consistent 25 per cent increase in wireless usage. Wireless access was established between Griffith and QUT through the Eduroam standard as part of the collaboration initiative between the two universities.



## **OPPORTUNITIES FOR ENHANCEMENT IN THE AREA RELATING TO THE PLAN**

While the revised IT Strategy for 2007–2011 established specific strategic directions firmly aligned with the revised Blueprint and University's BSI activity, opportunities to improve IT planning remain across the University. Seeking opportunities to align the plan even more closely with the Blueprint and top-level plans will be a focus of 2008. This will build on an increased non-IT stakeholder participation that was encouraged in 2007 in IT governance via advisory groups as part of this broadening engagement.

## **BENCHMARKING ACTIVITIES**

### **CAUDIT IT Benchmarking–national**

The Director IT Services and a number of IT Services section managers contribute to the ongoing development of Australian university IT service benchmarks through an initiative of the Council of Australian University Directors of IT (CAUDIT). The benchmark initiative focuses on IT helpdesks, networking, and classroom technology support. QUT contributed in 2007 in line with its support since 2004. QUT scored comparatively strongly.

### **EDUCAUSE Current Issues Survey**

QUT commenced participation in this benchmarking for the first time in 2007. Each year since 2000, the EDUCAUSE Current Issues Committee has sent a survey on the most pressing higher education IT challenges facing member institutions. From a list of some 30 potential issues, adapted from the changing landscape, IT leaders are asked to identify the top 10 issues.

As the survey took place late in 2007, results have yet to be released, analysed and interpreted from a QUT standpoint.

# FUNCTIONS AND POWERS OF THE UNIVERSITY\*

*Queensland University of Technology Act 1998*

Part 2 – The University and its Council

Division 1 – University establishment and general functions and powers

Division 2 – Council establishment and general functions and powers

## **DIVISION 1 – UNIVERSITY ESTABLISHMENT AND GENERAL FUNCTIONS AND POWERS**

### **Establishment of University**

4. (1) The Queensland University of Technology is established.
- (2) The University –
  - (a) is a body corporate
  - (b) has a seal; and
  - (c) may sue and be sued in its corporate name

### **Functions of the University**

5. The University's functions are –
  - (a) to provide education at university standard; and
  - (b) to provide facilities for, and encourage, study and research; and
  - (c) to encourage the advancement and development of knowledge, and its application to government, industry, commerce and the community; and
  - (d) to provide courses of study or instruction (at the level of achievement the Council considers appropriate) to meet the needs of the community; and
  - (e) to confer higher education awards; and
  - (f) to disseminate knowledge and promote scholarship; and
  - (g) to provide facilities and resources for the wellbeing of the University's staff, students and other persons undertaking courses at the University; and

- (h) to exploit commercially, for the University's benefit, a facility or resource of the University, including, for example, study, research or knowledge, or the practical application of study, research or knowledge, belonging to the University, whether alone or with someone else; and
- (i) to perform the functions given to the University under this or another Act.

### **General powers of the University**

6. (1) The University has all the powers of an individual, and may, for example –
  - (a) enter into contract; and
  - (b) acquire, hold dispose of and deal with property; and
  - (c) appoint agents and attorneys; and
  - (d) engage consultants; and
  - (e) fix charges, and other terms, for services and other facilities it supplies; and
  - (f) do anything else necessary or convenient to be done for, or in connection with, its functions.
- (2) Without limiting sub-section (1), the University has the powers given to it under this or another Act.
- (3) The University may exercise its powers inside or outside Queensland.
- (4) Without limiting sub-section (3), the University may exercise its powers outside Australia.

\* The University was established on 1 January 1989.



## **DIVISION 2 – COUNCIL ESTABLISHMENT AND GENERAL FUNCTIONS AND POWERS**

### **Establishment of Council**

7. There is a Council of the University

### **Functions of Council**

8. (1) The Council is the University's governing body.  
(2) The Council has the functions conferred on it under this or another Act.

### **Powers of Council**

9. (1) The Council may do anything necessary or convenient to be done for, or in connection with, its functions.  
(2) Without limiting sub-section (1), the Council has the powers given to it under this or another Act and, in particular –  
(a) to appoint the University's staff; and  
(b) to manage and control the University's affairs and property; and  
(c) to manage and control the University's finances.

### **Council to promote the University's interests**

10. The Council must act in a way that appears to it most likely to promote the University's interests.

### **Delegation**

11. (1) The Council may delegate its powers under this Act to –  
(a) an appropriately qualified member of Council; or  
(b) an appropriately qualified committee that includes one or more members of the Council; or  
(c) an appropriately qualified member of the University's staff  
(2) However, the Council may not delegate its power to –  
(a) make the University's statutes or rules; or  
(b) adopt the University's annual budget; or  
(c) to approve spending of funds available to the University by way of bequest, donation or special grant.  
(3) Despite subsection (2) (c), the Council may delegate its power to approve spending of funds mentioned in the paragraph if the expenditure is for a scholarship or a prize funded by bequest, donation or special grant.

# GOVERNANCE

The University values good corporate governance and seeks to adopt best practice where possible. The following report on governance complies with the reporting requirements of the National Governance Protocols, but is structured under headings consistent with the updated ASX Corporate Governance Principles.

## MANAGEMENT AND OVERSIGHT

### QUT governance overview

The University is established under the *Queensland University of Technology Act 1998* and operates within a comprehensive framework of legislative and regulatory requirements mandated at the State and Commonwealth level (including the *National Governance Protocols for Public Higher Education Institutions*). Its governing body is the QUT Council and its chief executive officer is the Vice-Chancellor.

As an institute of higher education and a public entity, QUT is committed to conducting its activities in compliance with best governance practices, including its responsibility to make a positive contribution to the community through its activities. The University manages its governance obligations by fostering a culture of good governance, demonstrated by an actively engaged Council, supported by committed officers and a comprehensive suite of policies and procedures, including the QUT Governance Framework and the Council Charter.

### Roles and responsibilities of QUT Council and the Vice-Chancellor

Under the *Queensland University of Technology Act 1998*, Council is given the responsibility to appoint the University's staff and to manage and control the University's affairs, property and finances. The functions and powers of the University are set out in full in this report. Council may delegate its functions to Council members, University staff or committees, excluding the making of statutes and rules, adopting the University's annual budget, and the approval of the spending of specified funds.

The *QUT Act* appoints the Vice-Chancellor as chief executive officer of the University and allows for the delegation of any of his responsibilities to a member of the University's staff.

The authorities of Council and the Vice-Chancellor, and their nominated delegations, are comprehensively detailed in the University's *Schedule of Authorities and Delegations*. The Schedule is reviewed on an annual basis and is publicly available on the QUT website.

### Roles and responsibilities of Council members and senior management

On appointment, members of Council are provided with resources and an orientation program which includes information on the powers and role of Council and its relationship to the Vice-Chancellor, and introduces members to the University's governance framework.

The duties of senior management positions are articulated through formal position descriptions. Senior staff are also required to prepare an annual performance agreement which details their responsibilities and the University's expectations of their performance. In addition, all staff are offered an orientation session on appointment. The University also offers a senior management development program to provide leadership development, networking opportunities, discussion forums and professional support for senior staff.

## ADDING VALUE THROUGH QUT COUNCIL

### Structure of QUT Council

QUT Council has up to 22 members and is constituted in accordance with the *Queensland University of Technology Act 1998*. Members are predominantly appointed by the Governor in Council or elected by staff, students and QUT Alumni, with a small number of official and additional members. Appointed and elected staff members serve a four-year term. Student members serve a two-year term.

### Council business in 2007

Council's current term runs for the period 21 November 2004–20 November 2008. In 2007, Council met seven times for ordinary meetings, and also held a one-day workshop in February, focusing on governance, strategic direction and development.

During 2007 Council considered the following items which were critical in assisting it to carry out its role:

- input and approval of revised strategic plan *QUT Blueprint 2011* and top-level plans
- approval of triennial budget
- annual reports on top-level plans and Corporate Performance Reports (April and December)
- annual Review of Schedule of Council Authorities and Delegations
- QUT Related Parties Register (including risk assessment) and regular reports from QUT Enterprise Holdings Pty Ltd
- the funding of the QUT Student Guild under voluntary student unionism
- closure of the School of Humanities and Human Services

## COUNCIL MEMBERSHIP AND ATTENDANCE IN 2007

### CHANCELLOR (CHAIR)

**Major General P Arnison (attended 5 meetings from 7 meetings)**  
AC, CVO (Retd), BEc DLaws *Qld*, DUniv *QUT*, DUniv *Griff*, DLetters *S Qld*, FAICD, ASIA

### VICE-CHANCELLOR

**Prof O P Coaldrake (6/7)**  
BA(Hons) *James Cook*, PhD *Griff*, FAIM, FRIPAA

### NOMINEES OF THE GOVERNOR IN COUNCIL

**Dr T Cutler (4/7)**  
BA(Hons) *Melb*, PhD *NSW*, DUniv *QUT*, FAIM, FIPA  
Principal, Cutler and Company Pty Ltd.

**Ms Helen Gluer (5/7)**  
BComm *Qld*, MBA *S Qld* CPA  
Chief Executive Officer, Tarong Power

**Mr K Hilless (7/7)**  
BE(Elec) *Qld*  
Chairman, Ergon Energy

**Mr S Keim (6/7) Deputy Chancellor**  
BA LLB(Hons) *Qld*  
Barrister, Higgins Chambers

**Professor A Kelso (5/7)**  
BSc(Hons) PhD *Melb*  
Director, CRC for Vaccine Technology

**Mr John Puttick (1/1) Commenced 14 November 2007**  
DUniv *QUT*, FAICD, FAIM  
Chairman, GBST Holdings Limited

**Dr C Sarra (1/2) Resigned 26 April 2007**  
DipTeach BEd MEd *QUT*, PhD *Murd*  
Director, Institute for Indigenous Leadership and Development

**Ms R Vilgan (7/7)**  
BBus *QUT*, DipSupMgt *Macq*, FASFA, FAICD  
Chief Executive Officer, QSuper Limited

### NOMINEES OF COUNCIL

**Dr D F McTaggart (6/7)**  
BEc *ANU*, MA PhD *Chic*, FAICD, FAIM  
Chief Executive Officer, Queensland Investment Corporation

**Mr Hugh Nalder (7/7)**  
BBus (Acc) *QUT*, MICA, MASCPA, MAIMM  
Consultant

### ELECTED PROFESSIONAL STAFF MEMBERS

**Mr C McCowan (6/7)**  
OAM, CertT *QUT*, BEd DipPsych MEd *Qld*  
Manager, Careers and Employment, Division of Administrative Services

**Ms D Redfern (5/7)**  
BA *WA*, BA(Hons) GradCert(SciencesComm) *CQU*, DipEd *Syd*, MATEM  
Project Officer, Resources Portfolio, Faculty of Built Environment and Engineering

### ELECTED ACADEMIC STAFF MEMBERS

**Professor S Danby (4/7)**  
DipT *QUT*, BEdSt *Qld*, MEd *Loyola*, PhD *Qld*  
Professor, School of Early Childhood

**Mr R Daniels (4/6) Resigned 25 October 2007**  
BA(SocWk) BA(Econs) MSPD *Qld*  
Lecturer, School of Humanities and Human Services

**Professor J Gough (7/7)**  
PhD MSc *Well*  
Professor, Faculty of Information Technology

**Professor Rodney Wolff (1/1) Commenced 19 November 2007**  
BSc(Hons) *Qld*, DPhil *Oxon*, CStat RSS  
Professor, Faculty of Business

### ELECTED STUDENT MEMBERS

**Mr D Doran (7/7)**  
President, QUT Student Guild

**Ms N Locke (6/7)**  
General Secretary, QUT Student Guild

### ELECTED ALUMNI MEMBERS

**Mrs M-C Grady (7/7)**  
M Bus *QUT*, BBus(HRM) MBus *QUT*  
Strategy Adviser, Human Resources, Suncorp

**Dr G Drummond (7/7)**  
Dip(CEng) GradDip(BusAdmin) DUniv *QUT*, FAIE, MIEAUST, FAIM, MAICD  
Professional Director

### SECRETARY

**Dr C A Dickenson (7/7)**  
BBus *QUT*, PhD *Qld*  
University Registrar and Secretary to Council

One vacant position of person appointed by the Governor-in-Council existed during 2007.

## COUNCIL COMMITTEES AND COMMITTEE CHAIRS (NUMBER OF MEETINGS IN 2006)

COMMITTEE AND NUMBER OF MEETINGS	CHAIR
Academic Policy and Procedures (reports through University Academic Board) (4)	Ms R Nash, nominated by Chair of UAB
Alumni Board (6)	Mr B Hooker, President of Alumni
Appeals Committee (reports through University Academic Board) (2)	Professor S Towers, member of UAB and Director of Academic Policy and Programs
Audit and Risk Management Committee (8)	Ms R Vilgan, member of Council
Chancellor's Committee (3)	Major General P Arnison, Chancellor
Discipline Review Panel (3)	Professor Sean McElwain, Acting Head, School of Mathematical Science
Honorary Doctorates Committee (1)	Major General P Arnison, Chancellor
Planning and Resources Committee (7)	Dr D McTaggart, member of Council
Research Degrees Committee (reports through University Research and Development Committee and University Academic Board) (12)	Professor R Wissler, Dean of Graduate Studies
Teaching and Learning Committee (reports through University Academic Board) (7)	Professor D Gardiner, Deputy Vice-Chancellor (Academic)
University Academic Board (6)	Professor P Coaldrake, Vice-Chancellor
University Research and Innovation Committee (reports through University Academic Board) (6)	Professor A Sharma, Deputy-Vice-Chancellor (Research and Commercialisation)

- review of the National Governance Protocols
- progress report on AUQA recommendations
- scholarship funding
- reports from the Carseldine campus working party
- developments at the Kelvin Grove Urban Village
- reports and relevant policy items from Council sub-committees.

### Evaluation and professional development of Council

In compliance with National Governance Protocol 4, Council has a framework for evaluation and professional development as specified in the Council Charter. During 2007 the following relevant activities were undertaken:

- the conduct of orientation/induction activities for new members
- evaluation of Council performance via a survey of members in December (the results of which were to be reported to Council's retreat in 2008)
- Council members were invited to relevant activities within the Senior Management Development Program
- consideration of the results of 2007 Council committee self-assessment reviews.

Other aspects of the University which provide critical support to Council in its pursuit of good governance as articulated in the Governance Framework are outlined on the following pages.

### Council Committees

Council has established a number of committees, detailed above, to assist in overseeing the various activities of the University.

In addition, each faculty has an academic board, chaired by the dean, reporting to the University Academic Board. Faculty academic boards have other standing and advisory committees.

## ETHICAL AND RESPONSIBLE DECISION-MAKING

### Corporate values

QUT values:

- a service orientation which is client-focused, reliable and responsive to the needs of both the University and relevant external communities
- scholarship, learning and achievement in all student and staff endeavours
- engagement with and responsiveness to its diverse internal and external communities; social justice and equal opportunity in education and employment
- a safe, supportive and healthy working environment which supports work/life balance
- honesty, integrity and ethical behaviour and practices
- a spirit of experimentation, innovation, entrepreneurialism and client service.

### **Ethical conduct and social responsibility**

The *QUT Governance Framework* clarifies how the structures, policies and practices of the University are integrated, and details the respective roles of Council and management. It provides the foundation for the effective discharge of responsibilities and demonstrates QUT's commitment to good governance. The Governance Framework also expresses QUT's recognition of its obligation to act in a socially responsible manner.

The *QUT Code of Conduct* applies to all employees of the University and to other 'officers' such as external committee members, adjunct and visiting academics, and volunteers acting on behalf of QUT and outlines the ethical obligations of all staff. New staff are alerted to it during induction and it is available online.

The *Corporate Governance Guidelines* apply to members of Council and University-level committees. The guidelines describe the University's expectations of individual members and are designed to assist them to discharge their responsibilities in an ethical and responsible manner, including in regard to conflicts of interest.

The *QUT Code of Conduct for Research* sets out the obligations on all University researchers, staff and students to comply with the ethical framework governing research at the University and other relevant institutional and regulatory requirements.

The University recognises that the interests of public office and personal or other interests may come into conflict, and has developed procedures to assist staff in recognising and declaring such conflicts of interest. The register of disclosed interests includes declarations of interests from members on all University-level committees and declarations from all staff on University-level matters. The University also has specific policies on conflicts of interest related to research activities and gifts.

The University Animal Ethics Committee, established in accordance with relevant state legislation and national protocols, reviews all teaching and research activities involving animals. The University Human Research Ethics Committee, established in accordance with relevant national protocols, reviews all research involving humans. The University's Biosafety Committee ensures relevant activity complies with the requirements of the national Gene Technology Regulator.

No public interest disclosures were received and investigated under the *Whistleblowers Protection Act 1994* in 2007.

### **Compliance Program**

The University's Compliance Program takes an educative approach to developing and enhancing a positive compliance culture. The key elements of the program include a register of obligations, an annual compliance reporting process, including risk assessment, and an active communication strategy incorporating targeted education and training activities.

The register currently includes 103 specific obligations, 89 of which are legislative based and 14 arising from other sources, including Information Standards. Of the 103 obligations, 38 are Commonwealth based, 64 Queensland based, and 1 University based.

### **QUT Planning and Quality Frameworks**

During 2007, QUT continued the implementation of the recommendations and affirmations arising from the 2005 audit by the Australian Universities Quality Agency, and published a progress report on implementation on the QUT website.

The University's Key Performance Indicators, aligned to QUT's top-level plans, were revised during the year and institutional targets for 2008, 2009 and 2010 were established. Quarterly reporting on the Key Performance Indicators was enhanced by the inclusion of higher education sector comparative data relating to the indicators. As part of the annual planning cycle faculties, divisions and research institutes revised their five-year plans.

The Creative Industries Faculty, which was established in 2001, was subject to a formal review during 2007. This was the first time that this Faculty had been reviewed in its entirety, and the review was undertaken by a panel chaired by an external member of QUT Council and comprising distinguished business and academic members. Following input and discussions with a wide range of people from the QUT community, the panel produced a report containing a range of recommendations, commendations and affirmations. A formal plan to implement the recommendations from the review was agreed in late 2007.

### **Manual of Policies and Procedures**

All University-level policies are contained in the *Manual of Policies and Procedures* (MOPP), an online policy framework which is accessible to all staff and students. The MOPP also contains the University's statutes, rules, Council procedures and the *Schedule of Authorities and Delegations* which comprehensively details the authorities of Council and the Vice-Chancellor and their delegations. All policies are reviewed on a regular basis by responsible officers.

## INTEGRITY IN FINANCIAL REPORTING AND TIMELY AND BALANCED DISCLOSURE

### Audit and Risk Management Committee

Audit and Risk Management Committee advises both Council and the Vice-Chancellor, as accountable officer, on the performance or discharge of functions and duties under the *Financial Administration and Audit Act 1977*, the *Financial Management Standard 1997* and the University's Assurance and Risk Management Services Charter. Audit and Risk Management Committee's main functions are to:

- assess and contribute to the audit process including evaluation and facilitation of the internal audit function
- oversee and approve financial and operational reporting
- review business risk as reported, including compliance, corruption and fraud.

### Membership

EXTERNAL MEMBER WITH PROFESSIONAL ACCOUNTING,  
FINANCIAL OR AUDITING EXPERTISE NOMINATED FROM OR  
BY COUNCIL (NOMINATED AS CHAIR BY CHANCELLOR)

**Ms R Vilgan (attended 8 of 8 meetings)**

BBus QUT, DipSupMgt Macq, FASFA, FAICD  
Chief Executive Officer, Government Superannuation Office  
Executive Officer, QSuper

### Chancellor

**Major General P Arnison (attended 6 of 8 meetings)**

AC, CVO (Retd), BEc Qld, DUniv QUT, DUniv Griff, DLetters S Qld,  
DLaws Qld, FAICD, ASIA

EXTERNAL MEMBER WITH PROFESSIONAL ACCOUNTING,  
FINANCIAL OR AUDITING EXPERTISE NOMINATED FROM OR  
BY COUNCIL

**Ms H Gluer (attended 6 of 8 meetings)**

BComm Qld, MBA S Qld CPA  
Chief Executive Officer, Tarong Power

EXTERNAL MEMBER WITH PROFESSIONAL ACCOUNTING,  
FINANCIAL OR AUDITING EXPERTISE NOMINATED FROM OR  
BY COUNCIL

**Mr H Nalder (attended 8 of 8 meetings)**

BBus(Acc) QUT, MICA, MASCPA, MAIMM  
Consultant

The Vice-Chancellor, the Executive Director of Finance and Resource Planning, and the Director of Assurance and Risk Management Services have rights of audience and debate but are not members of the Committee. The Committee met eight times in 2007.

### Relationship with Queensland Audit Office

Staff from the University's Financial Services and

Assurance and Risk Management Services worked closely with Queensland Audit Office (QAO) during the year to facilitate the University's annual audit. Staff from QAO also attended two meetings of Audit and Risk Management Committee in 2007, and were given the opportunity to meet with the Committee without the presence of management.

### Assurance and Risk Management Services

Assurance and Risk Management Services resides within Chancellery reporting to the Vice-Chancellor for administrative purpose and is functionally responsible to the Audit and Risk Management Committee of Council.

The primary purpose of Assurance and Risk Management Services is to add value to the University's operations and assist the University to achieve its corporate goals by providing independent analysis, appraisals, recommendations, counsel and information on the University's systems of internal control, effectiveness of risk management and the quality of performance. This is achieved by examining and evaluating the adequacy, effectiveness and efficiency of risk management, systems of internal control and the quality of management in an independent and professional manner.

The audit approach in 2007 involved:

- adoption of a 'total audit approach' incorporating a blend of compliance, operational, strategic and information technology reviews to achieve a two-fold impact of internal controls enhancement and business process improvements
- supporting management through proactive preventative auditing rather than 'after the event' detective auditing
- a risk-based and client-focused audit methodology
- providing management advice on an effective and efficient internal control framework
- assisting management in responding to emerging issues and the changing environment.

### Financial management and accountability

QUT has a number of policies relating to financial management and accountability, including specific policies on balance sheet management and expenditure. The University also has a Financial Management Practice and Procedures Manual and a Business Case Framework for the support of significant projects or proposals. The University's financial statements are made publicly available through the *QUT Annual Report*, which is published on the QUT website.

## RESPECTING THE RIGHTS OF THE COMMUNITY

As a public institution QUT aims to provide as much information as is practicable to the general community on its functions and activities. The University's policies and procedures are publicly available through the QUT website, as is the University's organisational structure and staffing.

Public access is also provided via the QUT website to University committee agendas and minutes, with the exception of those committee activities which are considered to be confidential, private, or of legal or commercial sensitivity.

QUT's committee structure creates numerous opportunities for community involvement in the University's functioning and policy direction. The University's governing body, QUT Council, includes members of the general community, graduates, staff and students.

Council is assisted and advised in performing its functions by advisory and management committees which include representatives from Council, members of commerce, industry, government and the professions, QUT staff and students, and academics from other higher education institutions.

Community involvement is also provided through the QUT Alumni, a forum of QUT graduates, academic staff, past and present Council members and other qualified persons.

## RECOGNISING AND MANAGING RISK

QUT is committed to establishing an organisational philosophy and culture that ensures effective business risk management is an integral part of all university activities and a core management capability. Risk management allows the University to take advantage of opportunities to improve its outcomes and outputs by ensuring that any risk taken is based on informed decision making and on realistic analysis of possible outcomes.

QUT is also committed to business continuity management as an integral component of risk management, to ensure continuity of key business processes which are essential for or contribute to QUT's goals.

The Council through the Audit and Risk Management Committee is responsible for ensuring there are adequate policies and procedures in relation to risk management, compliance and internal control systems. The Vice-Chancellor and the executive management team are responsible for the implementation of these policies and managers at all levels are accountable for risk management. Assurance and Risk Management Services is responsible for coordination of risk management activities among the governance areas through a Risk

Advisory Group, to ensure a common and consistent approach to management of risks and reporting thereon is adopted within the University.

The University's Risk Management Framework provides detailed guidelines on application of the risk management process, the roles and responsibilities of key stakeholders, level of documentation and reporting requirements. The detailed guidelines are designed to ensure strategic, operational, financial, compliance and reputational risks are identified, assessed, effectively and efficiently managed and monitored to enable achievement of the University's goals and to support the strategic directions of divisions, faculties and institutes.

This is demonstrated through the integration of risk management within the following QUT frameworks:

- Governance (including Compliance Management)
- Planning
- Project Management
- Business Continuity Management
- Business Case.

Detailed control policies and procedures cover financial reporting, project management, business case appraisal, compliance, environment, health and safety, insurance, physical and virtual security and academic risk management issues.

As part of the University's strategic planning and reporting processes, faculties, divisions and institutes identify the risks and opportunities which could impact on achieving their objectives. Risk mitigating strategies are identified and implemented. The faculties, divisions and institutes are required to monitor and review their risks and opportunities on a quarterly basis.

Assurance and Risk Management Services review the risk management documents, analyse trends, assess adequacy of risk management strategies and provide regular reports to Senior Management and the Audit and Risk Management Committee for their ongoing monitoring.

## FAIR AND RESPONSIBLE REMUNERATION

In 2007, Council and other committee members external to QUT were not remunerated. The remuneration of the Vice-Chancellor is delegated by Council to the Chancellor's Committee, which has established criteria for undertaking an annual review.

The remuneration of senior management at QUT is governed by the *QUT Certified Agreement for Senior Staff* which is current until 2008. Remuneration is in accordance with the classification level of each position, and remuneration levels for all staff are publicly available on the QUT website. Details on the remuneration of executive officers can be found on page 85 of this Report.



**Queensland University of Technology**  
**Income statement**  
For the year ended 31 December 2007

	Notes	Consolidated		Parent entity	
		2007	2006	2007	2006
		\$'000	\$'000	\$'000	\$'000
<b>Income from continuing operations</b>					
Australian Government financial assistance					
Australian Government grants	2	214,078	200,193	214,078	200,193
HECS-HELP - Australian Government payments	2	105,844	91,399	105,844	91,399
FEE-HELP	2	11,151	11,305	11,151	11,305
State and local Government financial assistance	3	10,267	5,112	10,067	4,806
HECS-HELP - Student Payments		20,839	18,917	20,839	18,917
Fees and charges	4	105,504	94,741	105,225	94,488
Investment income	5	15,177	25,129	15,100	25,129
Royalties, trademarks and licences	6	1,396	261	424	261
Consultancy and contracts	7	25,888	20,380	25,777	20,380
Other revenue	8	40,409	36,340	41,522	36,378
<b>Total revenue from continuing operations</b>		<b>550,553</b>	<b>503,777</b>	<b>550,027</b>	<b>503,256</b>
<b>Expenses from continuing operations</b>					
Employee benefits and on costs	9	302,106	286,486	300,680	285,900
Depreciation and amortisation	10	33,850	27,549	33,793	27,514
Repairs and maintenance	11	15,943	29,581	15,909	29,553
Finance costs	12	2	1	2	1
Bad and doubtful debts	13	1,027	261	1,039	253
Other expenses	14	152,660	140,189	151,817	139,844
<b>Total expenses from continuing operations</b>		<b>505,588</b>	<b>484,067</b>	<b>503,240</b>	<b>483,065</b>
<b>Operating result before income tax</b>		<b>44,965</b>	<b>19,710</b>	<b>46,787</b>	<b>20,191</b>
Income tax expense	15	-	-	-	-
<b>Operating result from continuing operations</b>		<b>44,965</b>	<b>19,710</b>	<b>46,787</b>	<b>20,191</b>
<b>Operating result attributable to members of QUT</b>	27(b)	<b>44,965</b>	<b>19,710</b>	<b>46,787</b>	<b>20,191</b>

*The above income statement should be read in conjunction with the accompanying notes.*

**Queensland University of Technology**  
**Balance sheet**  
As at 31 December 2007

	Notes	Consolidated		Parent entity	
		2007	2006	2007	2006
		\$'000	\$'000	\$'000	\$'000
<b>ASSETS</b>					
<b>Current assets</b>					
Cash and cash equivalents	16	11,432	23,025	9,876	22,086
Trade and other receivables	17	32,735	20,174	32,524	20,113
Inventories	18	3,637	3,297	3,637	3,297
Other financial assets	19	215,840	167,273	215,840	167,273
<b>Total current assets</b>		<b>263,644</b>	<b>213,769</b>	<b>261,877</b>	<b>212,769</b>
<b>Non-current assets</b>					
Other financial assets	19	3,598	1,391	7,343	2,896
Investments accounted for using the equity method	20	-	2,849	-	2,849
Property, plant and equipment	21	807,938	727,876	807,826	727,786
Intangible assets	22	14,515	8,059	14,513	8,059
<b>Total non-current assets</b>		<b>826,051</b>	<b>740,175</b>	<b>829,682</b>	<b>741,590</b>
<b>Total assets</b>		<b>1,089,695</b>	<b>953,944</b>	<b>1,091,559</b>	<b>954,359</b>
<b>LIABILITIES</b>					
<b>Current liabilities</b>					
Trade and other payables	23	29,040	29,303	28,547	29,144
Provisions	25	45,718	39,583	45,665	39,572
Other liabilities	26	32,694	26,079	32,694	26,079
<b>Total current liabilities</b>		<b>107,452</b>	<b>94,965</b>	<b>106,906</b>	<b>94,795</b>
<b>Non-current liabilities</b>					
Interest bearing liabilities	24	26,500	22,500	26,500	22,500
Provisions	25	8,854	8,948	8,854	8,948
<b>Total non-current liabilities</b>		<b>35,354</b>	<b>31,448</b>	<b>35,354</b>	<b>31,448</b>
<b>Total liabilities</b>		<b>142,806</b>	<b>126,413</b>	<b>142,260</b>	<b>126,243</b>
<b>Net assets</b>		<b>946,889</b>	<b>827,531</b>	<b>949,299</b>	<b>828,116</b>
<b>EQUITY</b>					
Parent entity interest					
Reserves	27(a)	354,727	276,875	354,727	276,875
Retained surplus / (deficit)	27(b)	592,162	550,656	594,572	551,241
<b>Total equity</b>		<b>946,889</b>	<b>827,531</b>	<b>949,299</b>	<b>828,116</b>

*The above balance sheet should be read in conjunction with the accompanying notes.*



**Queensland University of Technology**  
**Statement of changes in equity**  
For the year ended 31 December 2007

	Retained Surpluses		Asset Revaluation Reserve		Endowment Reserve		Total Equity	
	2007	2006	2007	2006	2007	2006	2007	2006
	\$'000	\$'000	\$'000	\$'000	\$'000	\$'000	\$'000	\$'000
<b>Consolidated</b>								
<b>Total equity at the beginning of the financial year</b>	550,656	536,038	259,047	188,712	17,828	6,197	827,531	730,947
Operating result for the period	44,965	19,710	-	-	-	-	44,965	19,710
Gain / (loss) on revaluation of property, plant and equipment	(1,023)	-	75,949	68,385	-	-	74,926	68,385
Take up of assets previously expensed at valuation	-	7,150	-	-	-	-	-	7,150
Gain / (loss) on investments	(509)	1,339	-	-	(24)	-	(533)	1,339
Transfer to reserves - revaluation reserve	-	(1,950)	-	1,950	-	-	-	-
Transfer to reserves - endowment reserve	(1,927)	(11,631)	-	-	1,927	11,631	-	-
<b>Total equity at the end of the financial year</b>	592,162	550,656	334,996	259,047	19,731	17,828	946,889	827,531

	Retained Surpluses		Asset Revaluation Reserve		Endowment Reserve		Total Equity	
	2007	2006	2007	2006	2007	2006	2007	2006
	\$'000	\$'000	\$'000	\$'000	\$'000	\$'000	\$'000	\$'000
<b>Parent entity</b>								
<b>Total equity at the beginning of the financial year</b>	551,241	536,142	259,047	188,712	17,828	6,197	828,116	731,051
Operating result for the period	46,787	20,191	-	-	-	-	46,787	20,191
Gain / (loss) on revaluation of property, plant and equipment	(1,020)	-	75,949	68,385	-	-	74,929	68,385
Take up of assets previously expensed at valuation	-	7,150	-	-	-	-	-	7,150
Gain / (loss) on disposal of investments	(509)	1,339	-	-	(24)	-	(533)	1,339
Transfer to reserves - revaluation reserve	-	(1,950)	-	1,950	-	-	-	-
Transfer to reserves - endowment reserve	(1,927)	(11,631)	-	-	1,927	11,631	-	-
<b>Total equity at the end of the financial year</b>	594,572	551,241	334,996	259,047	19,731	17,828	949,299	828,116

The above statement of changes in equity should be read in conjunction with the accompanying notes.



**Queensland University of Technology**  
**Cash flow statement**  
For the year ended 31 December 2007

	Notes	Consolidated		Parent entity	
		2007	2006	2007	2006
		\$'000	\$'000	\$'000	\$'000
<b>Cash flows from operating activities</b>					
Australian Government Grants received	37.1	163,511	152,539	163,511	152,539
Higher Education Loan Programmes	37.2	113,769	99,134	113,769	99,134
Scholarships	37.3	7,589	6,224	7,589	6,224
DEST Research	37.4	21,153	20,569	21,153	20,569
Voluntary Student Unionism	37.5	150	-	150	-
ARC Discovery	37.6(a)	4,923	4,486	4,923	4,486
ARC Linkages	37.6(b)	5,700	6,644	5,700	6,644
ARC Networks and Centres	37.6(c)	1,486	2,489	1,486	2,489
Other Australian Government financial assistance		10,044	7,242	10,044	7,242
State and Local Government financial assistance		10,267	5,112	10,067	4,806
HECS-HELP - Student payments		20,839	18,917	20,839	18,917
OS-HELP (net)		(165)	(274)	(165)	(274)
Receipts from student fees and other customers		166,178	161,739	165,811	161,535
Interest received		1,290	1,321	1,290	1,321
Payments to suppliers and employees (inclusive of goods and services tax)		(470,635)	(449,602)	(468,526)	(448,738)
Interest paid		(2)	(1)	(2)	(1)
<b>Net cash provided by / (used in) operating activities</b>	35	56,097	36,539	57,639	36,893
<b>Cash flows from investing activities</b>					
Proceeds from sale of property, plant and equipment		253	330	253	328
Proceeds from sale of investments		2,054	-	2,054	-
Refund of imputation credits from ATO		783	682	783	682
Distributions received		26,936	21,759	26,936	21,759
Advances of cash into investment fund		(86,935)	(58,458)	(86,935)	(58,458)
Recall of cash from investment fund		30,000	79,000	30,000	79,000
Loan to related parties		-	-	-	-
Monies placed in escrow		(3,707)	(19,459)	(3,707)	(19,459)
Payment for additional investment in subsidiary		-	-	(2,239)	(877)
Payments for property, plant and equipment		(41,074)	(69,891)	(40,994)	(69,876)
Payments of investment management fees		-	-	-	-
<b>Net cash provided by / (used in) investing activities</b>		(71,690)	(46,037)	(73,849)	(46,901)
<b>Cash flows from financing activities</b>					
Queensland Government loan - Smart State Research Facilities Fund Program		4,000	2,500	4,000	2,500
Payments of finance lease liability		-	(24)	-	(24)
Payment of loan to industry		-	(7)	-	0
<b>Net cash provided by / (used in) financing activities</b>		4,000	2,469	4,000	2,476
<b>Net increase / (decrease) in cash and cash equivalents</b>		(11,593)	(7,029)	(12,210)	(7,532)
Cash and cash equivalents at the beginning of the year		23,025	30,054	22,086	29,618
<b>Cash and cash equivalents at the end of the year</b>	16	11,432	23,025	9,876	22,086

The above cash flow statement should be read in conjunction with the accompanying notes.

Note	Contents of the notes to the financial statements	Page
1	Summary of significant accounting policies	7
	<b>Income</b>	
2	Australian Government financial assistance including HECS-HELP and other Australian Government loan programmes	14
3	State and Local Government financial assistance	17
4	Fees and charges	17
5	Investment income	18
6	Royalties, trademarks and licences	18
7	Consultancy and contracts	18
8	Other revenue and income	18
	<b>Expenses</b>	
9	Employee related expenses	19
10	Depreciation and amortisation	19
11	Repairs and maintenance	20
12	Finance costs	20
13	Bad and doubtful debts	20
14	Other expenses	20
15	Income Tax	20
	<b>Assets</b>	
16	Cash and cash equivalents	21
17	Receivables	21
18	Inventories	24
19	Other financial assets	25
20	Investments accounted for using the equity method	26
21	Property, plant and equipment	27
22	Intangible assets	32
	<b>Liabilities</b>	
23	Trade and other payables	34
24	Borrowings	34
25	Provisions	36
26	Other liabilities	37
	<b>Equity</b>	
27	Reserves and retained surpluses	38
28	Key management personnel disclosures	39
29	Remuneration of auditors	42
30	Contingencies	43
31	Commitments	44
32	Related parties	46
33	Subsidiaries	47
34	Interests in joint ventures	48
35	Reconciliation of operating result after income tax to net cash flows from operating activities	50
36	Financial risk management	51
37	Acquittal of Australian Government financial assistance	54

## Note 1. Summary of significant accounting policies

The principal accounting policies adopted in the preparation of the financial report are set out below. These policies have been consistently applied to all the years presented, unless otherwise stated. The financial report includes separate financial statements for Queensland University of Technology (QUT) as an individual entity and the consolidated entity consisting of QUT and its subsidiaries.

### (a) Basis of preparation

The financial report is a general purpose financial report which has been prepared on an accrual basis in accordance with Australian Accounting Standards, AASB Interpretations, the requirements of the Department of Education, Employment and Workplace Relations and other State/Australian Government legislative requirements. Accounting Standards include Australian equivalents to International Financial Reporting Standards (AIFRS).

#### *Compliance with IFRSs*

Australian Accounting Standards include Australian equivalents to International Financial Reporting Standards (IFRS). The financial statements and notes of QUT comply with Australian Accounting Standards, some of which contain requirements specific to not-for-profit entities that are inconsistent with IFRS requirements.

#### *Historical cost convention*

These financial statements have been prepared under the historical cost convention, as modified by the revaluation of financial assets and liabilities (including derivative instruments) at fair value through profit or loss, and certain classes of property, plant and equipment.

#### *Critical accounting estimates*

The preparation of financial statements in conformity with Australian Accounting Standards requires the use of certain critical accounting estimates. It also requires management to exercise its judgement in the process of applying the consolidated entities accounting policies. In 2007 there were no such disclosures to report.

### Changes in Accounting Policy and Methodology

In 2007 the only new accounting standard to come into affect that has affected QUT is AASB7 (Financial Instruments: Disclosure).

During 2007 the University conducted a review of its capitalisation process and as result developed a new process for capitalisation.

Previously the process of capitalisation was performed using a pre-agreed set of percentages, which was applied to all expenditure charged to a project. The capitalisation rates varied from 95% for a new major building to as low as 60% for refurbishment.

Now under the current process all expenditure codes under a capital project are pre assigned into capital expenditure and non capital expenditure. To be flagged as capital expenditure it must be directly attributable. The capital expenditure is capitalised at 100%. Non capital expenditure is fully expensed.

This new process insures that QUT is in compliance with AASB116.

### (b) Principles of consolidation

#### *(i) Subsidiaries*

The consolidated financial statements incorporate the assets and liabilities of all subsidiaries of QUT ("parent entity") as at 31 December 2007 and the results of all subsidiaries for the year then ended. QUT and its subsidiaries together are referred to in this financial report as the consolidated entity.

Subsidiaries are all those entities (including special purpose entities) over which the consolidated entity has the power to govern the financial and operating policies, generally accompanying a shareholding of more than one-half of the voting rights. The existence and effect of potential voting rights that are currently exercisable or convertible are considered when assessing whether the consolidated entity controls another entity.

Subsidiaries are fully consolidated from the date on which control is transferred to the consolidated entity. They are de-consolidated from the date that control ceases.

The purchase method of accounting is used to account for the acquisition of subsidiaries by the consolidated entity.

Inter-company transactions, balances and unrealised gains on transactions between consolidated entity companies are eliminated. Unrealised losses are also eliminated unless the transaction provides evidence of the impairment of the asset transferred. Accounting policies of subsidiaries have been changed where necessary to ensure consistency with the policies adopted by the consolidated entity. Details of subsidiaries are set out in notes 19 and 33.

#### *(ii) Associates*

Associates are all entities over which the consolidated entity has significant influence but not control, generally accompanying a shareholding of between 20% and 50% of the voting rights. Investments in associates are not accounted for using the equity method of accounting, due to materiality. Investments in listed securities are recorded at fair value and unlisted securities are recorded at the lower of cost and fair value. Details of associates are set out in note 19.

#### *(iii) Joint ventures*

##### *Joint venture operations*

Interests in the assets, liabilities and expenses of the joint venture operation have been incorporated in the financial statements under the appropriate headings. Details of the joint venture are set out in note 34.

##### *Joint venture entities*

The interest in the joint venture entity is not accounted for in the consolidated financial statements due to materiality.

### (c) Foreign currency translation

#### *(i) Functional and presentation currency*

Items included in the financial statements of each of the consolidated entity's are measured using the currency of the primary economic environment in which the entity operates ('the functional currency'). The consolidated financial statements are presented in Australian dollars, which is QUT's functional and presentation currency.



**Note 1. Summary of significant accounting policies**

**(c) Foreign currency translation (continued)**

*(ii) Transactions and balances*

Foreign currency transactions are translated into the functional currency using the exchange rates prevailing at the dates of the transactions. Foreign exchange gains and losses resulting from the settlement of such transactions are recognised in the income statement.

*(iii) Consolidated entity companies*

The results and financial position of all the consolidated entity's subsidiaries (none of which has the currency of a hyperinflationary economy) do not have a functional currency different from the presentation currency.

**(d) Revenue recognition**

Revenue is measured at the fair value of the consideration received or receivable. Amounts disclosed as revenue are net of returns, trade allowances *rebates* and amounts collected on behalf of third parties.

The consolidated entity recognises revenue when the amount of revenue can be reliably measured, it is probable that the future economic benefits will flow to the consolidated entity and specific criteria have been met for each of the consolidated entity's activities as described below. The amount of revenue is not considered to be reliably measured until all contingencies relating to the sale have been resolved. The consolidated entity bases its estimates on historical results, taking into consideration the type of customer, the type of transaction and the specifics of each arrangement.

Revenue is recognised for the major business activities as follows:

*(i) Government Grants*

QUT treats operating grants received from Australian Government entities as income in the year of receipt. Grants are recognised at their fair value where QUT obtains control of the right to receive the grant, it is likely that economic benefits will flow to QUT and it can be reliably measured.

*(ii) Student fees and charges (including Government Loan Programmes)*

Fees and charges are recognised as income in the year of receipt, except to the extent that fees and charges relate to courses to be held in future periods. Such income is treated as income in advance. Fees and charges relating to debtors are recognised as revenue in the year to which the prescribed course relates.

In 2007, the following accruals were recognised in the Income statement:

*(iii) Human resources*

Contract revenue is recognised in line with the percentage of the service performed.

Other human services revenue is recognised when the service is provided.

*(iv) Lease income*

Lease income from operating leases is recognised in income on a straight-line basis over the lease term, where material.

*(v) Sale of goods*

Revenue from the sale of goods is recognised upon the delivery of the goods to customers.

**(e) Income tax**

QUT is exempt from income tax, however, the following subsidiaries are not:

- GeneCo Pty Ltd
- Brisbane Business School Pty Ltd
- QUT Enterprise Holdings Pty Ltd
- QUT Enterprise Holdings Trust
- QUTbluebox Pty Ltd
- QUTbluebox Trust, and
- Creative Industries Precinct Pty Ltd

For the 2007 Financial Statements, the consolidated entity has not incurred an income tax liability.

However, should an income tax liability be incurred in the future, deferred tax assets will be recognised for unused tax losses in cases where it is probably that future taxable amounts will be available to utilise those losses.

Income tax on cumulative timing differences will also be set aside to the deferred income tax or the future income tax benefits account at the rates which are expected to apply when those timing differences reverse.

**(f) Leases**

Leases of property, plant and equipment, where the consolidated entity, as lessee, has substantially all the risks and rewards of ownership, are classified as finance leases. As at 31 December 2007, the consolidated entity had not entered into any finance leases.

Leases in which a significant portion of the risks and rewards of ownership are retained by the lessor are classified as operating leases (note 31b). Payments made under operating leases (net of any incentives received from the lessor) are charged to the income statement on a straight-line basis, over the period of the lease, where material.

Lease income from operating leases is recognised in income on a straight-line basis over the lease term, where material.

**(g) Business Combinations**

The purchase method of accounting is used to account for all business combinations, including business combinations involving entities or businesses under common control regardless of whether equity instruments or other assets are acquired. Cost is measured as the fair value of the assets given, equity instruments issued or liabilities incurred or assumed at the date of exchange plus costs directly attributable to the acquisition.

**(h) Impairment of assets**

Assets are reviewed for impairment whenever events or changes in circumstances indicate that the carrying amount may not be recoverable. An impairment loss is recognised for the amount by which the asset's carrying amount exceeds its recoverable amount. The recoverable amount is the higher of an asset's fair value less costs to sell and value in use. For the purposes of assessing impairment, assets are grouped at the lowest levels for



**Note 1. Summary of significant accounting policies**

**(h) Impairment of assets (continued)**

which there are separately identifiable cash flows which are largely independent of the cash inflows from other assets or groups of assets (cash-generating units).

**(i) Cash and cash equivalents**

For cash flow statement presentation purposes, cash and cash equivalents includes cash on hand, deposits held at call with financial institutions, other short-term, highly liquid investments with original maturities of three months or less that are readily convertible to known amounts of cash and which are subject to an insignificant risk of changes in value, and bank overdrafts. [Bank overdrafts are shown within borrowings in current liabilities on the balance sheet.]

**(j) Trade receivables**

Trade receivables are recognised initially at fair value and subsequently measured at amortised cost using the effective interest method, less provision for impairment. Trade and other receivables are due for settlement within 21 days. Debtors arising from student fees are recognised at the amounts receivable, as sanctions are applied to students who do not pay.

Collectability of trade and other receivables is reviewed on an ongoing basis. Debts which are known to be uncollectible are written off. A provision for impairment of receivables is established when there is objective evidence that the consolidated entity will not be able to collect all the amounts due according to the original terms of receivables. Significant financial difficulties of the debtor, probability that the debtor will enter bankruptcy or financial reorganisation, and default or delinquency in payments (more than 90 days overdue) are considered indicators that the trade receivable is impaired. Cash flows relating to short-term receivables are not discounted if the effect of discounting is immaterial. The amount of the provision is recognised in the income statement.

The carrying amount of the asset is reduced through the use of an allowance account and the amount of the loss is recorded in the income statement within "other expenses". When a trade receivable is uncollectible, it is written off against the allowance account for trade receivables. Subsequent recoveries of amounts previously written off are credited against "other expenses" in the income statement.

**(k) Inventories**

**(i) Raw materials and stores**

Raw materials and stores are stated at the lower of cost and net realisable value. Cost comprises direct materials, direct labour and other costs directly attributable to the acquisition of the item. Costs are assigned to individual items of inventory on the basis of weighted average cost. Costs of purchased inventory are determined after deducting rebates and discounts. Net realisable value is the estimated selling price in the ordinary course of business less the estimated costs of completion and the estimated costs necessary to make the sale.

**(ii) Bookshop**

Inventories are stated at the lower of cost and net realisable value. Cost is determined using a weighted average method of calculation.

**(l) Non-current assets (or disposal groups) held for sale and discontinued operations**

Non-current assets (or disposal groups) are classified as held for sale and stated at the lower of their carrying amount and fair value less costs to sell, if their carrying amount will be recovered principally through a sale transaction rather than through continuing use.

A discontinued operation is a component of the entity that has been disposed of or is classified as held for sale that represents a separate major line of business or geographical area of operations, is part of a single co-ordinated plan to dispose of such a line of business or area of operations, or is a subsidiary acquired exclusively with a view to resale.

As at 31 December 2007, the consolidated entity did not have any non-current assets (or disposal groups) held for sale or any discontinued operations.

**(m) Investments and other financial assets**

The consolidated entity classifies its investments in the following categories - financial assets at fair value through profit or loss and loans and receivables. The classification depends on the purpose for which the investments were acquired. Management determines the classification of its investments at initial recognition and re-evaluates this designation at each reporting date.

**(i) Financial assets at fair value through profit or loss**  
Financial assets at fair value through profit or loss include financial assets held for trading. A financial asset is classified in this category if acquired principally for the purpose of selling in the short term. Assets in this category are classified as current assets.

**(ii) Loans and receivables**

Loans and receivables are non-derivative financial assets with fixed or determinable payments that are not quoted in an active market. They are included in current assets, except for those with maturities greater than 12 months after the balance sheet date which are classified as non-current assets. Loans and receivables are included in receivables in the balance sheet.

**(n) Derivatives**

QUT has entered into two contracts with a multi-national company. Part of the contract allows QUT to be reimbursed for costs at a fixed US dollar amount. On the basis that the functional currency of the multi-national company is Euros, QUT has identified that it constitutes an embedded foreign exchange derivative.

The contract was signed in March 2006 and is due to expire in December 2008. The embedded derivative was not accounted for correctly in the 2006 financial statements.

Retrospective adjustments to the 2006 accounts have not been made due to the immateriality of the amount involved.

**Note 1. Summary of significant accounting policies**

**(n) Derivatives (continued)**

For the 2007 financial statements QUT has not recognised the fair value of the embedded derivative in the balance sheet also due to the immateriality of the amount involved.

**(o) Fair value estimation**

The fair value of financial assets and financial liabilities must be estimated for recognition and measurement or for disclosure purposes.

The fair value of financial instruments traded in active markets (such as available-for-sale securities) is based on quoted market prices at the balance sheet date. The quoted market price used for financial assets held by the consolidated entity is the current bid price.

The carrying value less impairment provision of trade receivables and payables are assumed to approximate their fair values due to their short-term nature. The fair value of financial liabilities for disclosure purposes is estimated by discounting the future contractual cash flows at the current market interest rate that is available to the consolidated entity for similar financial instruments.

**(p) Property, plant and equipment**

**Asset recognition thresholds**

**(i) Land**

Land purchased with a value equal to or greater than \$1 is recorded at cost.

**(ii) Buildings (including heritage buildings and land improvements)**

Buildings constructed since the last revaluation with a value equal to or greater than \$10,000 are initially recorded at cost.

Buildings are recorded as complex assets, so that major components, and the remaining service potential of those components, are identified.

Heritage buildings are entered or provisionally entered on the Queensland Heritage Register pursuant to the Queensland Heritage Act 1992.

**(iii) Major plant and equipment**

This asset class includes, for example, aircraft, specialised vehicles and shipping vessels. The consolidated entity does not hold any assets within the 'Major Plant and Equipment' category.

**(iv) Plant and equipment**

Plant and equipment with a value equal to or greater than \$5,000 is initially recorded at cost.

Plant and equipment donated to the consolidated entity is recorded at the consolidated entity's estimate of cost in the year of donation.

**(v) Leasehold improvement assets**

Leasehold improvement assets with a value equal to or greater than \$10,000 are initially recorded at cost.

**(vi) Library – Reference**

The consolidated entity does not hold any assets within the 'Library – Reference' category.

**(vii) Heritage and cultural assets**

Art collection purchases are initially recorded at cost.

**Depreciation**

Depreciation on assets is calculated using the straight line method to allocate cost (or re-valued amounts), net of residual values, over estimated useful lives as follows:

Category	Years
Buildings	2 - 97
Plant and equipment:	
Motor vehicles	4 - 15
IT equipment	3 - 12
Other plant and equipment	3 - 40
Leasehold improvement assets	2 - 5
Heritage and cultural assets	100 - 120

Assets are depreciated from the month after acquisition or, in respect of buildings, land improvements and leasehold improvements constructed, from the month after the asset is completed and ready for use. Land is not depreciated.

**Restricted assets**

The majority of the consolidated entity's land is reserved for educational purposes under the Land Act 1994 (Queensland). The consolidated entity cannot sell this land or the assets which attach to it without Queensland Government permission.

**Revaluations**

Land improvements were independently re-valued in 2007 in accordance with Australian Accounting Standard AASB 116 Property, plant and equipment and the Queensland Government Non-Current Asset Accounting Guidelines for the Queensland Public Sector.

The following information outlines the revaluation basis and frequency for each asset class:

**(i) Land**

For land, an independent valuation based on fair value is carried out at least every five years and indexed in other years. Land was re-valued in 2004 by independent valuers in accordance with these requirements.

Increases in the carrying amount arising on revaluation of land are credited to the asset revaluation reserve in equity. However, if the increase reverses a decrease previously recognised in the income statement, the increase is first recognised in the income statement to the extent of the original decrease. Decreases that reverse previous increases of the same asset are first charged against revaluation reserves directly in equity to the extent of the remaining reserves attributable to the asset class, all other decreases are charged to the income statement.

**(ii) Buildings (including heritage and land improvements)**

For buildings, an independent valuation based on fair value is carried out at least every five years and indexed in other years. Minor buildings are not independently valued but are indexed each year. Buildings were re-valued in 2006 by independent valuers in accordance with these requirements. During 2007, two buildings were separately re-valued following construction completion and occupation.

**Note 1. Summary of significant accounting policies**

(ii) Buildings (including heritage and land improvements) (continued)

In accordance with Queensland State Treasury policy, following revaluation, accumulated depreciation is restated proportionately with the change in the gross carrying amount of the asset. The carrying amount of the asset after revaluation therefore equals its revalued amount.

Increases in the carrying amount arising on revaluation of buildings are credited to the asset revaluation reserve in equity. However, if the increase reverses a decrease previously recognised in the income statement, the increase is first recognised in the income statement to the extent of the original decrease. Decreases that reverse previous increases of the same asset are first charged against revaluation reserves directly in equity to the extent of the remaining reserves attributable to the asset class, all other decreases are charged to the income statement.

(iii) Plant and equipment

All plant and equipment is recorded at cost and is not re-valued or indexed.

(iv) Leasehold improvement assets

All leasehold improvement assets below \$10,000 are recorded at cost and are not valued or indexed.

(v) Heritage and cultural assets

An independent valuation by external independent valuers is undertaken every 5 years.

The consolidated entity's art collection is independently valued every five years, with an internal indexation in other years. The art collection was re-valued in 2006 by independent valuers in accordance with these requirements.

Increases in the carrying amount arising on revaluation of the art collection are credited to asset revaluation reserve in equity. However, if the increase reverses a decrease previously recognised in the income statement, the increase is first recognised in the income statement to the extent of the original decrease. Decreases that reverse previous increases of the same asset are first charged against revaluation reserves directly in equity to the extent of the remaining reserves attributable to the asset, all other decreases are charged to the income statement.

Revaluation increments and decrements are offset against one another within a class of non-current assets, but not otherwise.

**Indexation**

Indexation is undertaken annually across a range of asset classes for property, plant and equipment, when an independent valuation is not scheduled to take place. The consolidated entity indexes using the "Australian Bureau of Statistics - Non-residential Construction - Implicit Price Deflator Total Non residential building" for buildings (6.5% in 2007), and the "Australian Bureau of Statistics - Engineering Construction: Work Done: Implicit Price Deflator" for land improvements (not done in 2007 as an independent valuation was carried out).

The consolidated entity's land values are indexed using rates provided by the Australian Valuation Office, on a

"per campus" basis. In 2007, the following indexation rates have been applied to the consolidated entity's land values:

Gardens Point	10%
Kelvin Grove	10%
Carseldine	10%

The University's heritage and cultural assets are indexed annually, where no independent valuation takes place, with an index provided by the University's Art Curator (6% in 2007).

**(q) Intangible assets**

(i) Research and development

Expenditure on research activities is recognised in the income statement as an expense, when it is incurred.

Expenditure on development activities, relating to the design and testing of new or improved products, are recognised as intangible assets when it is probable that the project will, after considering its commercial and technical feasibility, be completed and generate future economic benefits, its costs can be measured reliably and is greater than \$100,000. The expenditure capitalised comprises all directly attributable costs, including costs of materials, services, direct labour and an appropriate proportion of overheads. Other development expenditure is recognised in the income statement as an expense as incurred. Development costs previously recognised as an expense are not recognised as an asset in a subsequent period. Capitalised development expenditure is recorded as intangible assets and amortised from the point at which the asset is ready for use. Amortisation is calculated using the straight-line method to allocate the cost over the period of the expected benefit, which varies from 3 to 7 years.

(ii) Trademarks and licences

During the reporting period, the consolidated entity did not hold any significant trademarks or licences.

**(r) Unfunded superannuation**

The consolidated entity does not have any unfunded superannuation liabilities.

**(s) Trade and other payables**

These amounts represent liabilities for goods and services provided to the consolidated entity prior to the end of the financial year which are unpaid. The amounts are unsecured and are usually paid within agreed trading terms.

**(t) Borrowings**

Borrowings are initially recognised at fair value, net of transaction costs incurred. Borrowings are subsequently measured at amortised cost. Any difference between the proceeds (net of transaction costs) and the redemption amount is recognised in the income statement over the period of the borrowings using the effective interest method.

Borrowings are removed from the balance sheet when the obligation specified in the contract is discharged, cancelled or expired. The difference between the carrying amount of a financial liability that has been extinguished or transferred to another party and the consideration paid, including any non-cash assets transferred or



**Note 1. Summary of significant accounting policies**

**(t) Borrowings (continued)**

liabilities assumed, is recognised in other income or other expenses.

Borrowings are classified as current liabilities unless the consolidated entity has an unconditional right to defer settlement of the liability for at least 12 months after the balance sheet date.

**(u) Employee benefits**

(i) *Wages and salaries, annual leave and sick leave*  
Liabilities for wages and salaries, including non-monetary benefits and annual leave expected to be settled within 12 months of the reporting date are recognised in other payables in respect of employees' services up to the reporting date and are measured at the amounts expected to be paid when the liabilities are settled. Liabilities for sick leave are recognised when the leave is taken and measured at the rates paid or payable.

(ii) *Long service leave*  
The liability for long service leave is recognised in the provision for employee benefits and measured as the present value of expected future payments to be made in respect of services provided by employees up to the reporting date using the projected unit credit method. Consideration is given to expected future wage and salary levels, experience of employee departures and periods of service. Expected future payments are discounted using market yields at the reporting date on national government bonds with terms to maturity and currency that match, as closely as possible, the estimated future cash outflows.

(iii) *Retirement benefit obligations*  
Employees of the consolidated entity are entitled to benefits on retirement, disability or death from the consolidated entity's superannuation plan. The consolidated entity has a defined benefit division and a defined contribution division within its plan. The defined benefit division provides a defined lump sum benefit or pension based on years of service and final average salary.

The UniSuper Defined Benefit Division (DBD), which is the predominant plan within the University, is a defined benefit plan under Superannuation Law but, as a result of amendments to Clause 34 of the UniSuper Trust Deed, it is a defined contribution plan under Accounting Standard AASB 119 – Employee Benefits. The DBD receives fixed contributions from the consolidated entity and the consolidated entity's legal or constructive obligation is limited to these contributions. Additionally, any actuarial risk and investment risk falls on the consolidated entity's employees.

As at 30 June 2007 the assets of the DBD in aggregate were estimated to be \$1,683 million in excess of vested benefits. The vested benefits are benefits which are not conditional upon continued membership (or any factor other than leaving the service of the participating institution) and include the value of CPI indexed pensions being provided by the DBD.

As at 30 June 2007 the assets of the DBD in aggregate were estimated to be \$2,587 million in excess of accrued benefits. The accrued benefits have been calculated as

the present value of expected future benefit payments to members and CPI indexed pensioners which arise from membership of UniSuper up to the reporting date.

The vested benefit and accrued benefit liabilities were determined by the Fund's actuary, Russell Employee Benefits, using the actuarial demographic assumptions outlined in their report dated 13 July 2006 on the actuarial investigation of the DBD as at 31 December 2005.

The financial assumptions were:

	<u>Vested Benefits</u>	<u>Accrued Benefits</u>
Gross of tax investment return	7.0% pa	8.3% pa
Net of tax investment return	6.5% pa	7.8% pa
Consumer Price Index	2.5% pa	2.5% pa
Inflationary salary increases long term	3.5% pa	3.5% pa
Inflationary salary increases next three years	5.0% pa	5.0% pa

Additional promotional salary increases are assumed to apply based on past experience.

Assets have been included at their net market value, i.e. allowing for realisation costs.

**(iv) Termination benefits**

Termination benefits are payable when employment is terminated before the normal retirement date, or when an employee accepts voluntary redundancy in exchange for these benefits. QUT recognises termination benefits when it is demonstrably committed to either terminating the employment of current employees according to a detailed formal plan without possibility of withdrawal or providing termination benefits as a result of an offer made to encourage voluntary redundancy. Benefits falling due more than 12 months after balance sheet date are discounted to present value.

**(v) Rounding of amounts**

Amounts in the financial report have been rounded to the nearest \$1,000 or, where that amount is \$500 or less, to zero.

**(w) Goods and Services Tax (GST)**

Revenues, expenses and assets are recognised net of the amount of associated GST, unless the GST incurred is not recoverable from the taxation authority. In this case, it is recognised as part of the cost of acquisition of the asset or as part of the expense.

Receivables and payables are stated inclusive of the amount of GST receivable or payable. The net amount of GST recoverable from, or payable to, the taxation authority is included with other receivables or payables in the balance sheet.

Cash flows are presented on a gross basis. The GST components of cash flows arising from investing or financing activities which are recoverable from, or payable

**Note 1. Summary of significant accounting policies**

**(w) Goods and Services Tax (GST) (continued)**

to the taxation authority, are presented as operating cash flows.

**(x) Arrangements containing a lease**

In accordance with Interpretation 4 Determining whether an arrangement contains a lease the consolidated entity has determined that the following arrangement conveys the right to use an asset and is therefore accounted for in accordance with AASB 117 Leases:

- Caboolture Campus Shared Use Agreement which permits the shared use of the campus and facilities by QUT and The Brisbane North Institute of TAFE.

**(y) Investment properties**

During the reporting period, the consolidated entity did not hold any investment properties.

**(z) Comparative amounts**

Where the presentation or reclassification of items in the financial report is amended, comparable amounts shall be reclassified unless reclassification is impracticable. When comparable amounts are reclassified, QUT shall disclose:

- (a) the nature of the reclassification;
- (b) the amount of each item or class of items that is reclassified; and
- (c) the reason for the reclassification.

When it is impracticable to reclassify comparative amounts, QUT shall disclose:

- (a) the reason for not reclassifying the amounts; and
- (b) the nature of the adjustments that would have been made, if the amounts had been reclassified.

**(aa) New Accounting Standards and Interpretations**

There are no new Accounting Standards and Interpretations applicable to the 31 December 2007 reporting period that have not been adopted by QUT.

**(ab) Issuance of financial statements**

The QUT Council has delegated the power to approve the financial statements to the Audit and Risk Management Committee. The financial statements are authorised for issue by the Chancellor, Vice-Chancellor and the Executive Director of Finance and Resource Planning at the date of signing the Management Certificate.

**Note 2. Australian Government financial assistance including HECS-HELP and other Australian Government loan programmes**

	Notes	Consolidated		Parent entity	
		2007	2006	2007	2006
		\$'000	\$'000	\$'000	\$'000
<b>(a) Commonwealth Grants Scheme and Other Grants</b>	37.1				
Commonwealth Grants Scheme <sup>#</sup>		155,659	145,699	155,659	145,699
Indigenous Support Fund		1,516	1,384	1,516	1,384
Equity Support Programme+		399	787	399	787
Disability Support Programme		220	-	220	-
Workplace Reform Programme		2,301	2,185	2,301	2,185
Workplace Productivity Programme		1,312	900	1,312	900
Capital Development Pool		2,000	1,065	2,000	1,065
Collaboration and Structural Reform Programme		104	519	104	519
<b>Total Commonwealth Grants Scheme and Other Grants</b>		<b>163,511</b>	<b>152,538</b>	<b>163,511</b>	<b>152,538</b>
<b>(b) Higher Education Loan Programmes</b>	37.2				
HECS-HELP		105,844	91,399	105,844	91,399
FEE-HELP		11,151	11,305	11,151	11,305
<b>Total Higher Education Loan Programmes</b>		<b>116,995</b>	<b>102,704</b>	<b>116,995</b>	<b>102,704</b>
<b>(c) Scholarships</b>	37.3				
Australian Postgraduate Awards		2,197	2,052	2,197	2,052
International Postgraduate Research Scholarship		421	442	421	442
Commonwealth Education Cost Scholarships		1,944	1,404	1,944	1,404
Commonwealth Accommodation Scholarships		3,027	2,326	3,027	2,326
<b>Total Scholarships</b>		<b>7,589</b>	<b>6,224</b>	<b>7,589</b>	<b>6,224</b>
<b>(d) DEST - Research</b>	37.4				
Institutional Grants Scheme		5,833	5,385	5,833	5,385
Research Training Scheme		12,046	11,091	12,046	11,091
Systemic Infrastructure Initiative		-	1,720	-	1,720
Research Infrastructure Block Grants		2,940	2,373	2,940	2,373
Implementation Assistance Programme		73	-	73	-
Australian Scheme for Higher Education Repositories		133	-	133	-
Commercialisation Training Scheme		128	-	128	-
<b>Total DEST - Research Grants</b>		<b>21,153</b>	<b>20,569</b>	<b>21,153</b>	<b>20,569</b>
<b>Other DEST &amp; ARC</b>					
DEST & ARC Unexpended		(481)	(232)	(481)	(232)
<b>Total Other DEST &amp; ARC</b>		<b>(481)</b>	<b>(232)</b>	<b>(481)</b>	<b>(232)</b>

# Includes the basic CGS grant amount and CGS - Regional Loading

+ Includes amounts for Higher Education Equity Support Programme and Students with Disabilities Programme

**Note 2. Australian Government financial assistance including HECS-HELP and other Australian Government loan programmes (continued)**

	Notes	Consolidated		Parent entity	
		2007	2006	2007	2006
		\$'000	\$'000	\$'000	\$'000
<b>(e) Voluntary Student Unionism</b>	37.5				
VSU Transition Fund		150	-	150	-
Total VSU		150	-	150	-
<b>(f) Australian Research Council</b>					
<b>(i) Discovery</b>	37.6(a)				
Project		4,814	4,344	4,814	4,344
Fellowships		323	316	323	316
Indigeneous Researchers Development		34	-	34	-
Total Discovery		5,171	4,660	5,171	4,660
<b>(ii) Linkages</b>	37.6(b)				
Special Research Initiatives		-	103	-	103
Infrastructure		200	1,650	200	1,650
International		127	92	127	92
Projects		5,780	4,858	5,780	4,858
Total Linkages		6,107	6,703	6,107	6,703
<b>(iii) Networks and Centres</b>	37.6(c)				
Centres		1,984	2,489	1,984	2,489
Total Networks and Centres		1,984	2,489	1,984	2,489



**Note 2. Australian Government financial assistance including HECS-HELP and other Australian Government loan programmes (continued)**

	Consolidated		Parent entity	
	2007	2006	2007	2006
	\$'000	\$'000	\$'000	\$'000
<b>(g) Other Australian Government financial assistance</b>				
National Health and Medical Research Council (NHMRC)	2,758	3,206	2,758	3,206
Carrick Institute	962	138	962	138
AUSAID	747	-	747	-
DEST Indigenous Tutorial Assistance Scheme	689	-	689	-
Dept Of Health & Aging	629	690	629	690
Dept of Defence	542	-	542	-
Sugar Research & Development Corporation	452	516	452	516
Curriculum Corporation	200	198	200	198
Dept of Transport and Regional Services	200	-	200	-
QLD Institute of Medical Research	188	-	188	-
Dept Of The Prime Minister & Cabinet	150	60	150	60
Rural Industries Research & Development Corp.	136	111	136	111
Army Malaria Insitute	99	98	99	98
Department Of Education, Science And Training	97	37	97	37
Australian Centre for International Agricultural Research (ACIAR)	74	340	74	340
Dairy Australia Limited	73	241	73	241
University Of Queensland	72	169	72	169
Australia Council	70	30	70	30
Dept Of Environment & Heritage	57	94	57	94
Australian Institute of Aboriginal and Torres Strait Islanders	56	-	56	-
Parent School Partnerships Initiative	55	-	55	-
University Of NSW	53	-	53	-
Dept of Employment and Workplace Relations	50	-	50	-
University Of Sydney	47	67	47	67
Dept of Further Education Employment Science and Technology SA	46	-	46	-
Cotton Research and Development Corporation	41	-	41	-
CSIRO	38	230	38	230
Land & Water Australia	35	107	35	107
Griffith University	34	-	34	-
Dept of Education	34	-	34	-
University of Melbourne	33	-	33	-
ASISTM	32	-	32	-
QCIF Ltd	-	150	-	150
Australian Technology Network	-	125	-	125
Australian Transport Safety Bureau	16	59	16	59
Dept of Police & Emergency Management Tasmania	-	55	-	55
CRC for Greenhouse	-	54	-	54
Dept of Human Services Victoria	-	45	-	45
Dept of Primary Industries	-	41	-	41
NSW Dept of Primary Industries	28	35	28	35
National ICT Australia	8	33	8	33
Dept of Veterans Affairs	-	31	-	31
Murdoch Childrens Research Institute (MCRI)	23	30	23	30
Other	70	251	70	251
Total Other Australian Government financial assistance	8,894	7,241	8,894	7,421
<b>Total Australian Government financial assistance</b>	<b>331,073</b>	<b>302,897</b>	<b>331,073</b>	<b>303,077</b>
<b>Reconciliation</b>				
Australian Government grants [a+c+d+e+f+g]	214,078	200,192	214,078	200,192
HECS-HELP - Australian Government payments	105,844	91,399	105,844	91,399
Other Australian Government loan programmes (FEE-HELP)	11,151	11,305	11,151	11,305
<b>Total Australian Government financial assistance</b>	<b>331,073</b>	<b>302,897</b>	<b>331,073</b>	<b>302,897</b>

**Note 2. Australian Government financial assistance including HECS-HELP and other Australian Government loan programmes (continued)**

	Consolidated		Parent entity	
	2007	2006	2007	2006
	\$'000	\$'000	\$'000	\$'000
<b>(h) Australian Government Grants received - cash basis</b>				
CGS and Other DEST Grants	163,511	152,539	163,511	152,539
Higher Education Loan Programmes	113,511	99,229	113,511	99,229
Scholarships	7,589	6,223	7,589	6,223
DEST Research	21,153	20,569	21,153	20,569
Voluntary Student Unionism	150	-	150	-
ARC grants - Discovery	5,171	4,660	5,171	4,660
ARC grants - Linkages	6,135	6,702	6,135	6,702
ARC grants - Networks and Centres	1,984	2,489	1,984	2,489
Other Australian Government Grants	8,894	7,242	8,894	7,242
<b>Total Australian Government Grants received - cash basis</b>	<b>328,098</b>	<b>299,653</b>	<b>328,098</b>	<b>299,653</b>
OS-HELP (Net)	259	(95)	259	(95)
<b>Total Australian Government funding received - cash basis</b>	<b>328,357</b>	<b>299,558</b>	<b>328,357</b>	<b>299,558</b>

**Note 3. State and Local Government financial assistance**

State Government financial assistance	9,398	4,725	9,198	4,419
Local Government financial assistance	869	387	869	387
<b>Total State and Local Government financial assistance</b>	<b>10,267</b>	<b>5,112</b>	<b>10,067</b>	<b>4,806</b>

**Note 4. Fees and charges**

**Course fees and charges**

Fee-paying overseas students	75,616	68,187	75,616	68,187
Continuing education	5,733	4,982	5,733	4,982
Fee-paying domestic postgraduate students	10,967	10,880	10,967	10,880
Fee-paying domestic undergraduate students	4,263	2,584	4,263	2,584
Fee-paying domestic non-award students	1,391	1,396	1,391	1,396
Other domestic course fees and charges	71	61	71	61
<b>Total course fees and charges</b>	<b>98,041</b>	<b>88,090</b>	<b>98,041</b>	<b>88,090</b>

**Other non-course fees and charges**

Amenities and service fees	1,752	1,509	1,747	1,502
Late fees	238	169	238	169
Library fines	19	25	19	25
Library photocopiers	1,574	1,571	1,574	1,571
Parking fees	2,014	1,659	2,023	1,658
Registration fees	698	228	698	228
Rental charges	1,001	1,127	718	882
Student accommodation	65	55	65	55
Other fees and charges	102	308	102	308
<b>Total other fees and charges</b>	<b>7,463</b>	<b>6,651</b>	<b>7,184</b>	<b>6,398</b>
<b>Total fees and charges</b>	<b>105,504</b>	<b>94,741</b>	<b>105,225</b>	<b>94,488</b>

**Note 5. Investment income**

	Consolidated		Parent entity	
	2007	2006	2007	2006
	\$'000	\$'000	\$'000	\$'000
Interest	1,367	1,333	1,290	1,333
Investment fund distributions	28,583	22,441	28,583	22,441
Unrealised investment gain / (loss)	(14,773)	1,355	(14,773)	1,355
<b>Total investment income</b>	<b>15,177</b>	<b>25,129</b>	<b>15,100</b>	<b>25,129</b>

**Note 6. Royalties, trademarks and licences**

Royalties	1,396	261	424	261
<b>Total royalties</b>	<b>1,396</b>	<b>261</b>	<b>424</b>	<b>261</b>

**Note 7. Consultancy and contracts**

Consultancy	11,321	10,399	11,120	10,399
Contract research	14,567	9,981	14,657	9,981
<b>Total consultancy and contracts</b>	<b>25,888</b>	<b>20,380</b>	<b>25,777</b>	<b>20,380</b>

**Note 8. Other revenue and income**

Donations and bequests	5,374	2,162	5,374	2,162
Scholarships and prizes	851	779	851	779
Non-government grants	14,323	12,861	15,193	12,861
Net gain / (loss) on disposal of asset	(2,042)	(2,276)	(2,042)	(2,276)
Sales of goods	9,425	8,865	9,425	8,865
Community facility contribution	-	441	-	441
Recoveries	10,675	12,433	10,894	12,506
Sponsorships	347	458	372	457
Other	1,456	617	1,455	583
<b>Total other revenue</b>	<b>40,409</b>	<b>36,340</b>	<b>41,522</b>	<b>36,378</b>

**Note 9. Employee related expenses**

	Consolidated		Parent entity	
	2007	2006	2007	2006
	\$'000	\$'000	\$'000	\$'000
<b>Employee benefits and on costs</b>				
<b>Academic</b>				
Salaries	107,162	101,226	107,162	101,226
Contribution to superannuation and pension schemes:				
Funded	16,670	15,167	16,670	15,167
Payroll Tax	6,261	5,824	6,261	5,824
Worker's compensation	291	303	290	303
Long service leave expense	3,062	3,069	3,062	3,069
Annual leave	8,738	8,199	8,738	8,199
<b>Total academic</b>	<b>142,184</b>	<b>133,788</b>	<b>142,183</b>	<b>133,788</b>
<b>Non-academic</b>				
Salaries	119,769	116,278	118,513	115,692
Contribution to superannuation and pension schemes:				
Funded	18,214	16,896	18,148	16,896
Payroll Tax	7,072	6,705	7,013	6,705
Workers' compensation	412	428	409	428
Long service leave expense	2,633	3,009	2,633	3,009
Annual leave	11,822	9,382	11,781	9,382
<b>Total non-academic</b>	<b>159,922</b>	<b>152,698</b>	<b>158,497</b>	<b>152,112</b>
<b>Total employee benefits &amp; on costs</b>	<b>302,106</b>	<b>286,486</b>	<b>300,680</b>	<b>285,900</b>

**Note 10. Depreciation and amortisation**

<b>Depreciation</b>				
Buildings	24,128	18,926	24,127	18,926
Plant and equipment				
Computing	4,000	3,694	3,976	3,684
Motor vehicles	406	408	406	409
Other plant and equipment	3,221	2,404	3,194	2,378
<b>Total depreciation</b>	<b>31,755</b>	<b>25,432</b>	<b>31,703</b>	<b>25,397</b>
<b>Amortisation</b>				
Leasehold improvements	526	622	521	622
Plant and equipment under finance lease	-	19	-	19
Intangibles	1,569	1,476	1,569	1,476
<b>Total amortisation</b>	<b>2,095</b>	<b>2,117</b>	<b>2,090</b>	<b>2,117</b>
<b>Total depreciation and amortisation</b>	<b>33,850</b>	<b>27,549</b>	<b>33,793</b>	<b>27,514</b>

**Note 11. Repairs and maintenance**

	Consolidated		Parent entity	
	2007	2006	2007	2006
	\$'000	\$'000	\$'000	\$'000
Buildings	8,474	12,321	8,474	12,321
Non-capitalised construction	2,498	11,586	2,499	11,586
Computing	2,460	3,610	2,427	3,582
Equipment	1,713	1,464	1,713	1,464
Other	798	600	796	600
<b>Total repairs and maintenance</b>	<b>15,943</b>	<b>29,581</b>	<b>15,909</b>	<b>29,553</b>

**Note 12. Finance costs**

Interest charges	2	1	2	1
<b>Total Finance costs expensed</b>	<b>2</b>	<b>1</b>	<b>2</b>	<b>1</b>

**Note 13. Bad and doubtful debts**

Doubtful debts written off	975	1,288	975	1,288
Increase (decrease) in provision for bad and doubtful debts	52	(1,027)	64	(1,035)
<b>Total bad and doubtful debts</b>	<b>1,027</b>	<b>261</b>	<b>1,039</b>	<b>253</b>

**Note 14. Other expenses**

Scholarships, grants and prizes	28,546	22,243	28,546	22,243
Non-capitalised equipment	14,002	13,641	13,988	13,571
Advertising, marketing and promotional expenses	7,208	5,726	7,123	5,696
Audit fees, bank charges, legal costs, insurance and taxes	5,603	5,079	5,506	5,046
General consumables	7,528	10,695	7,541	10,674
Printing and stationery	3,294	1,730	3,291	1,730
Rental, hire and other leasing fees	7,688	6,795	7,675	6,798
Telecommunications	2,888	2,905	2,855	2,881
Travel and related staff development and training	18,938	15,127	18,855	15,111
Postage and freight	1,549	1,493	1,548	1,493
Intellectual property	1,690	1,807	1,387	1,807
Commission	5,350	4,124	5,350	4,124
Cost of sales	5,996	5,819	5,996	5,819
Contributions to collaborative projects	8,144	6,609	8,144	6,609
Library acquisitions	4,802	9,603	4,802	9,603
Utilities	8,235	7,871	8,235	7,871
Consultants and contractors	17,841	16,083	17,659	15,929
Donations and sponsorships	786	660	773	660
Memberships of professional associations	1,032	1,327	1,022	1,327
Other	1,540	852	1,521	852
<b>Total other expenses</b>	<b>152,660</b>	<b>140,189</b>	<b>151,817</b>	<b>139,844</b>

**Note 15. Income tax**

<b>Total income tax</b>	-	-	-	-
-------------------------	---	---	---	---

**Note 16. Cash and cash equivalents**

	Consolidated		Parent entity	
	2007	2006	2007	2006
	\$'000	\$'000	\$'000	\$'000
Cash at bank and on hand	5,039	6,440	3,483	5,501
Deposits at call	6,393	16,585	6,393	16,585
<b>Total cash and cash equivalents</b>	<b>11,432</b>	<b>23,025</b>	<b>9,876</b>	<b>22,086</b>

**(a) Reconciliation to cash at the end of the year**

The above figures are reconciled to cash at the end of the year as shown in the cash flow statement as follows:

Balances as above	11,432	23,025	9,876	22,086
Less: Bank overdrafts	-	-	-	-
Balance per cash flow statement	11,432	23,025	9,876	22,086

All cash amounts are available for use by the consolidated entity.

**(b) Cash at bank and on hand**

Cash at bank is an interest bearing account with interest received monthly. The effective interest rate as at 31 December 2007 was 6.06% (2006:5.44%)

**(c) Deposits at call**

Deposits at call are interest-bearing on floating interest rates. As at 31 December 2007 the effective interest rate was 7.70% (2006:6.67%). These deposits are repayable with 24 hours notice.

**Note 17. Trade and other receivables**

**Current**

Student fees	4,407	4,935	4,407	4,935
Less: Provision for impaired receivables	(1,246)	(1,736)	(1,246)	(1,736)
	3,161	3,199	3,161	3,199
Student loans	149	107	149	107
Less: Provision for impaired receivables	(27)	(19)	(27)	(19)
	122	88	122	88
Trade	11,492	9,307	11,381	9,253
Less: Provision for impaired receivables	(1,195)	(692)	(1,193)	(679)
	10,297	8,615	10,188	8,574
Prepayments	10,801	4,383	10,801	4,379
Goods and services tax refund due	1,034	1,169	932	1,153
Accrued revenue	7,320	2,720	7,320	2,720
	19,155	8,272	19,053	8,252
<b>Total current receivables</b>	<b>32,735</b>	<b>20,174</b>	<b>32,524</b>	<b>20,113</b>

**Non-current**

Accrued revenue	-	-	-	-
<b>Total non-current receivables</b>	<b>-</b>	<b>-</b>	<b>-</b>	<b>-</b>
<b>Total trade and other receivables</b>	<b>32,735</b>	<b>20,174</b>	<b>32,524</b>	<b>20,113</b>

**a) Impaired Receivables**

As at 31 December 2007 current receivables of the group with a nominal value of \$2.4m (2006: \$2.4m) were impaired. The amount of the provision was \$2.4m (2006: \$2.4m). The individually impaired receivables mainly relate to unpaid trade invoices and unpaid student fees.

The ageing of these receivables is as follows

	<b>Consolidated</b>	
	<b>2007</b>	<b>2006</b>
	<b>\$'000</b>	<b>\$'000</b>
Student fees		
3 to 6 months	374	430
Over 6 months	872	1,306
	<u>1,246</u>	<u>1,736</u>
Student loans		
3 to 6 months	10	9
Over 6 months	17	10
	<u>27</u>	<u>19</u>
Trade		
Over 3 months	1,195	692
	<u>1,195</u>	<u>692</u>

As at 31 December 2007, trade receivables of \$1.1m (2006: \$0.6m) and Student fees of \$0.4m (2006 \$0.6m) were past due but not impaired. With the trade receivables, a large portion of these outstanding debts are owed by government agencies. Only students who have status of completed, discontinued or inactive and have outstanding balances of less than two years old are provided for.

The ageing of these receivables is as follows

	<b>Consolidated</b>	
	<b>2007</b>	<b>2006</b>
	<b>\$'000</b>	<b>\$'000</b>
Student fees		
3 to 6 months	125	155
Over 6 months	292	471
	<u>417</u>	<u>626</u>
Trade		
3 to 6 months		
Over 6 months	1,107	664
	<u>1,107</u>	<u>664</u>



Movements in the provision for impaired receivables is as follows

	<b>Consolidated</b>	
	<b>2007</b>	<b>2006</b>
	<b>\$'000</b>	<b>\$'000</b>
Student fees		
At 1 January 2007	1,736	2,939
Provision for impairment recognised during the year	331	139
Receivables written off during the year as uncollectible	(821)	(1,342)
Unused amount reversed		
At 31 December 2007	<u>1,246</u>	<u>1,736</u>
Student loans		
At 1 January 2007	19	25
Provision for impairment recognised during the year	14	27
Receivables written off during the year as uncollectible	(6)	(33)
Unused amount reversed		
At 31 December 2007	<u>27</u>	<u>19</u>
Trade		
At 1 January 2007	692	747
Provision for impairment recognised during the year	594	32
Receivables written off during the year as uncollectible	(91)	(87)
Unused amount reversed		
At 31 December 2007	<u>1,195</u>	<u>692</u>

#### b) Foreign exchange and interest rate risk

The carrying amounts of the group's and parent entity's current receivables are dominated in the following currencies

	<b>Consolidated</b>		<b>Parent entity</b>	
	<b>2007</b>	<b>2006</b>	<b>2007</b>	<b>2006</b>
	<b>\$'000</b>	<b>\$'000</b>	<b>\$'000</b>	<b>\$'000</b>
Australian dollars	31,667	19,316	31,456	19,255
US dollars	1,068	858	1,068	858
	<u>32,735</u>	<u>20,174</u>	<u>32,524</u>	<u>20,113</u>
Current receivables	32,735	20,174	32,524	20,113
Non-current receivables				
	<u>32,735</u>	<u>20,174</u>	<u>32,524</u>	<u>20,113</u>

**c) Fair value and credit risk**

Due to the short-term nature of the current receivables, their carrying value is assumed to approximate their fair value. A summarised analysis of the sensitivity of receivables to foreign exchange and interest rate risk can be found in Note 36.

**Note 18 Inventories**

	Consolidated		Parent entity	
	2007	2006	2007	2006
	\$'000	\$'000	\$'000	\$'000
<b>Current</b>				
Inventories - including Bookshop	3,637	3,297	3,637	3,297
Total current inventories	3,637	3,297	3,637	3,297
<b>Non-current</b>	-	-	-	-
Total inventories	3,637	3,297	3,637	3,297

**Note 19 Other financial assets**

	Notes	Consolidated		Parent entity	
		2007	2006	2007	2006
		\$'000	\$'000	\$'000	\$'000
<b>Current</b>					
QIC Investment Funds		192,674	147,814	192,674	147,814
Funds held in escrow		23,166	19,459	23,166	19,459
Total current other financial assets		215,840	167,273	215,840	167,273
<b>Non-current</b>					
Shares in subsidiaries	33				
QUT Enterprise Holdings Trust		-	-	442	277
QUT Enterprise Holdings Pty Ltd		-	-	10	10
QUTbluebox Trust		-	-	2,279	555
Creative Industries Precinct Pty Ltd		-	-	1,014	663
Listed securities					
Tissue Therapies Ltd		835	1,218	835	1,218
Arana Therapeutics Ltd		1,111	-	1,111	-
Impedimed Ltd		310	-	310	-
Unlisted securities					
AARNet Pty Ltd		1	1	1	1
Australian CRC for Interactive Design Pty Ltd		969	56	969	56
Australian Orthopaedic Innovation Pty Ltd		34	34	34	34
CRC for Smart Internet Technology Pty Ltd		51	-	51	-
Farmacule Bioindustries Pty Ltd		237	-	237	-
Impedimed Pty Ltd		-	32	-	32
Sciventures Pty Ltd		50	50	50	50
Total non-current other financial assets		3,598	1,391	7,343	2,896
<b>Total other financial assets</b>		<b>219,438</b>	<b>168,664</b>	<b>223,183</b>	<b>170,169</b>

a) Fair Value

Other Financial assets at fair value through profit or loss including the following:

	Consolidated		Parent entity	
	2007	2006	2007	2006
	\$'000	\$'000	\$'000	\$'000
US listed equity securities	-	-	-	-
Australian listed securities	2,255	1,218	2,255	1,218
Unlisted shares	1,343	173	5,088	1,678
	3,598	1,391	7,343	2,896

## Unlisted Securities

### b) Risk Exposure

Other Financial assets at fair value through profit or loss are denominated in the following currencies:

	Consolidated		Parent entity	
	2007	2006	2007	2006
	\$'000	\$'000	\$'000	\$'000
Australian dollar	3,598	1,391	7,343	2,896
	<u>3,598</u>	<u>1,391</u>	<u>7,343</u>	<u>2,896</u>

Changes in fair values of other financial assets are recorded in the Income statement. The University is unrestricted in the use of these investments.

The investments with Queensland Investment Corporation (QIC) Investment Funds were established to provide the University with long term strategic funding capabilities.

### Subsidiaries

The details of subsidiaries are set out in Note 33

### Listed securities

Tissue Therapies Ltd was established to develop and commercialise tissue technology. The University has an 11% shareholding in Tissue Therapies Ltd.

### Unlisted securities

The University has investments across a number of companies. The University has not equity accounted any unlisted securities as the investments that the University has in these companies is not material. The shareholding in Farmacule Bioindustries Pty Ltd is the only investment considered significant as it is between 20% and 50% ownership. Farmacule Bioindustries Pty Ltd was incorporated in Australia to develop a molecular farming industry with INPACT platform technology. QUT has a 37% (2006: 37%) shareholding and has taken up a provision for diminution in the amount of \$1,231,160 (2006: \$968,000) of the shareholding

The University has no significant influence on its remaining investments as follows:

AARNet Pty Ltd provides network connectivity for Australian Universities and the CSIRO. QUT has a 3% shareholding. The Australian CRC for Interactive Design Pty Ltd was incorporated in Australia and its core business is research and development, and commercialisation of content and technologies for the creative industries. Although the University has a 54% (2006: 65%) shareholding, it has no significant influence in respect of its voting rights. A provision for diminution in the amount of \$1,186,857 (2006: \$2,100,039) of the shareholding has been made. The Australian Orthopaedic Innovation Pty Ltd was established in 2000 to commercially develop Australian orthopaedic innovations. QUT has a 2% shareholding. Sciventures Pty Ltd is a funds management company. QUT has a 2% shareholding. QUT has a 2% shareholding in Smart Internet technology CRC Pty Ltd.

## Note 20 Investments accounted for using the equity method

	Consolidated		Parent entity	
	2007	2006	2007	2006
	\$'000	\$'000	\$'000	\$'000
<b>Current</b>				
Total current investments accounted for using the equity method	-	-	-	-
<b>Non-current</b>				
Diatech Pty Ltd	-	2,849	-	2,849
Total non-current investments accounted for using the equity method	-	2,849	-	2,849
<b>Total investments under the equity method</b>	<b>-</b>	<b>2,849</b>	<b>-</b>	<b>2,849</b>

As at 30 June 2007 Diatech Pty Ltd was wound up. QUT received both cash and shares in Peptech (now trading as Arana Therapeutics).

**Note 21 Property, plant and equipment**

Consolidated	Construction in progress \$'000	Land \$'000	Buildings \$'000	Property, plant & equipment* \$'000	Leasehold improvements \$'000	Leased plant & equipment \$'000	Library \$'000	Other property, plant & equipment** \$'000	Total \$'000
<b>Year ended 31 December 2006</b>									
Opening net book amount	139,024	139,459	298,680	27,603	814	20	-	8,066	613,666
Revaluation surplus	-	18,757	48,040	-	-	-	-	1,588	68,385
Additions	57,982	-	78,521	11,670	2,853	-	-	576	151,602
Disposals	-	-	(1,534)	(1,141)	-	-	-	-	(2,675)
Depreciation Charge	-	-	(18,926)	(6,507)	(622)	(20)	-	-	(26,075)
Depreciation Adjustment	-	-	(3,744)	-	(74)	-	-	-	(3,818)
Reclassifications	(135,799)	-	63,109	(555)	36	-	-	-	(73,209)
<b>Closing net book amount</b>	<b>61,207</b>	<b>158,216</b>	<b>464,147</b>	<b>31,069</b>	<b>3,007</b>	<b>-</b>	<b>-</b>	<b>10,230</b>	<b>727,876</b>
<b>At 31 December 2006</b>									
- Cost	61,207	-	53,503	68,525	4,732	1,449	-	116	189,532
- Valuation	-	158,216	776,405	-	-	-	-	10,114	944,735
Accumulated depreciation	-	-	(365,761)	(37,456)	(1,725)	(1,449)	-	-	(406,391)
<b>Net book amount</b>	<b>61,207</b>	<b>158,216</b>	<b>464,147</b>	<b>31,069</b>	<b>3,007</b>	<b>-</b>	<b>-</b>	<b>10,230</b>	<b>727,876</b>



**Note 21 Property, plant and equipment**

	Construction in progress \$'000	Land \$'000	Buildings \$'000	Property, plant & equipment* \$'000	Leasehold improvements \$'000	Leased plant & equipment \$'000	Library \$'000	Other property, plant & equipment** \$'000	Total \$'000
<b>Consolidated</b>									
<b>Consolidated</b>									
<b>Year ended 31 December 2007</b>									
Opening net book amount	61,207	158,216	464,147	31,069	3,007	-	-	10,230	727,876
Revaluation surplus	-	15,821	59,616	-	-	-	-	510	75,947
Additions	24,684	-	48,426	13,964	56	-	-	472	87,602
Disposals	-	-	(2,634)	(487)	-	-	-	-	(3,121)
Depreciation Charge	-	-	(24,128)	(7,628)	(526)	-	-	-	(32,282)
Depreciation Adjustment	-	-	-	-	-	-	-	-	-
Reclassifications	(48,257)	-	-	174	(1)	-	-	-	(48,084)
<b>Closing net book amount</b>	<b>37,634</b>	<b>174,037</b>	<b>545,427</b>	<b>37,092</b>	<b>2,536</b>	<b>-</b>	<b>-</b>	<b>11,212</b>	<b>807,938</b>
<b>At 31 December 2007</b>									
- Cost	37,634	-	11,102	75,933	4,788	1,449	-	475	131,381
- Valuation	-	174,037	951,740	-	-	-	-	10,737	1,136,514
Accumulated depreciation	-	-	(417,415)	(38,841)	(2,252)	(1,449)	-	-	(459,957)
<b>Net book amount</b>	<b>37,634</b>	<b>174,037</b>	<b>545,427</b>	<b>37,092</b>	<b>2,536</b>	<b>-</b>	<b>-</b>	<b>11,212</b>	<b>807,938</b>



Note 21. Property, plant and equipment

Parent	Construction in progress \$'000	Land \$'000	Buildings \$'000	Property, plant & equipment* \$'000	Leasehold improvements \$'000	Leased plant & equipment \$'000	Library \$'000	Other property, plant & equipment** \$'000	Total \$'000
<b>Year ended 31 December 2006</b>									
Opening net book amount	139,024	139,459	298,680	27,435	814	20	-	8,066	613,498
Revaluation surplus	-	18,757	48,040	-	-	-	-	1,588	68,386
Additions	57,982	-	78,521	11,639	2,853	-	-	576	151,572
Disposals	-	-	(1,534)	(1,070)	-	-	-	-	(2,604)
Depreciation Charge	-	-	(18,926)	(6,471)	(622)	(20)	-	-	(26,040)
Depreciation Adjustment	-	-	(3,744)	-	(74)	-	-	-	(3,818)
Reclassifications	(135,799)	-	63,109	(554)	36	-	-	-	(73,208)
<b>Closing net book amount</b>	<b>61,207</b>	<b>158,216</b>	<b>464,147</b>	<b>30,979</b>	<b>3,007</b>	<b>-</b>	<b>-</b>	<b>10,230</b>	<b>727,786</b>
<b>At 31 December 2006</b>									
- Cost	61,207	-	53,503	68,362	4,732	1,449	-	116	189,369
- Valuation	-	158,216	776,405	-	-	-	-	10,114	944,735
Accumulated depreciation	-	-	(365,761)	(37,383)	(1,725)	(1,449)	-	-	(406,318)
<b>Net book amount</b>	<b>61,207</b>	<b>158,216</b>	<b>464,147</b>	<b>30,979</b>	<b>3,007</b>	<b>-</b>	<b>-</b>	<b>10,230</b>	<b>727,786</b>





**Note 21 Property, plant and equipment**

Parent entity	Construction in progress \$'000	Land \$'000	Buildings \$'000	Property, plant & equipment* \$'000	Leasehold improvements \$'000	Leased plant & equipment \$'000	Library \$'000	Other property, plant & equipment** \$'000	Total \$'000
<b>Parent</b>									
<b>Year ended 31 December 2007</b>									
Opening net book amount	61,207	158,216	464,147	30,979	3,007	-	-	10,230	727,786
Revaluation surplus	-	15,821	59,616	-	-	-	-	510	75,947
Additions	24,684	-	48,426	13,942	-	-	-	472	87,524
Disposals	-	-	(2,634)	(487)	-	-	-	-	(3,121)
Depreciation Charge	-	-	(24,128)	(7,576)	(522)	-	-	-	(32,226)
Depreciation Adjustment	-	-	-	-	-	-	-	-	-
Reclassifications	(48,257)	-	-	174	(1)	-	-	-	(48,084)
<b>Closing net book amount</b>	<b>37,634</b>	<b>174,037</b>	<b>545,427</b>	<b>37,032</b>	<b>2,484</b>	<b>-</b>	<b>-</b>	<b>11,212</b>	<b>807,826</b>
<b>At 31 December 2007</b>									
- Cost	37,634	-	11,102	75,749	4,731	1,449	-	475	131,139
- Valuation	-	174,037	951,740	-	-	-	-	10,737	1,136,514
Accumulated depreciation	-	-	(417,415)	(38,717)	(2,247)	(1,449)	-	-	(459,827)
<b>Net book amount</b>	<b>37,634</b>	<b>174,037</b>	<b>545,427</b>	<b>37,032</b>	<b>2,484</b>	<b>-</b>	<b>-</b>	<b>11,212</b>	<b>807,826</b>

\* Property, plant & equipment includes all operational assets.

\*\* Other Property, plant & equipment includes non-operational assets such as artworks.



**Note 21. Property, plant and equipment**

The category of "Buildings" includes buildings which are heritage listed. The value of these assets represents their functional service to the University rather than their heritage value to the State of Queensland, as the University's main purpose in holding these assets is to provide educational services.

**(a) Valuations of land and buildings**

Land was last revalued in 2004 at fair value, based on an independent assessment in October 2004 by The Australian Valuation Office (Registered Valuers). Since 2004, land was indexed using rates provided by the Australian Valuation Office on a per campus basis (refer note 1(p)).

Land improvements assets were revalued at fair value by GHD Pty Ltd, Consulting Engineers in October 2007.

**(b) Valuations of other property, plant and equipment**

Museum and other collections were independently revalued in 2006. Revaluations of QUT museum collections are indexed annually in intervening years with an index rate provided by the QUT Art Curator.

**(c) Non-current assets pledged as security**

No non-current assets are pledged as security by QUT or any of its controlled entities.

**Note 22. Intangible assets**

Consolidated	Trademarks +	Software under construction *	Software at cost *	TOTAL
	\$'000	\$'000	\$'000	\$'000
<b>At 1 January 2006</b>				
Cost	-	1,051	7,145	8,196
Accumulated amortisation and impairment	-	-	(2,106)	(2,106)
Net book amount	-	1,051	5,039	6,090
<b>Year ended 31 December 2006</b>				
Opening net book amount	-	1,051	5,039	6,090
Additions	-	2,691	200	2,891
Disposals	-	-	-	-
Amortisation charge	-	-	(1,476)	(1,476)
Reclassifications	-	-	554	554
Closing net book amount	-	3,742	4,317	8,059
<b>At 31 December 2006</b>				
Cost	-	3,742	7,831	11,573
Accumulated amortisation and impairment	-	-	(3,514)	(3,514)
Net book amount	-	3,742	4,317	8,059
<b>Year ended 31 December 2007</b>				
Opening net book amount	-	3,742	4,317	8,059
Additions	2	5,872	2,151	8,025
Amortisation charge	-	-	(1,569)	(1,569)
Reclassifications	-	1,866	(1,866)	-
Closing net book amount	2	11,480	3,033	14,515
<b>At 31 December 2007</b>				
Cost	2	11,480	7,702	19,184
Accumulated amortisation and impairment	-	-	(4,669)	(4,669)
Closing net book amount	2	11,480	3,033	14,515

\* Includes capitalisation of internally generated software  
+ Refers to QUTbluebox trademark

**Note 22. Intangible assets (Continued)**

Parent entity	Software under construction * \$'000	Software at cost * \$'000	TOTAL \$'000
<b>At 1 January 2006</b>			
Cost	1,051	7,145	8,196
Accumulated amortisation and impairment	-	(2,106)	(2,106)
Net book amount	1,051	5,039	6,090
<b>Year ended 31 December 2006</b>			
Opening net book amount	1,051	5,039	6,090
Additions	2,691	200	2,891
Disposals	-	-	-
Amortisation charge	-	(1,476)	(1,476)
Reclassifications	-	554	554
Closing net book amount	3,742	4,317	8,059
<b>At 31 December 2006</b>			
Cost	3,742	7,831	11,573
Accumulated amortisation and impairment	-	(3,514)	(3,514)
Net book amount	3,742	4,317	8,059
<b>Year ended 31 December 2007</b>			
Opening net book amount	3,742	4,317	8,059
Additions	5,872	2,151	8,023
Amortisation charge	-	(1,569)	(1,569)
Reclassifications	1,866	(1,866)	-
Closing net book amount	11,480	3,033	14,513
<b>At 31 December 2007</b>			
Cost	11,480	7,702	19,182
Accumulated amortisation and impairment	-	(4,669)	(4,669)
Closing net book amount	11,480	3,033	14,513

\* Includes capitalisation of internally generated software

**Note 23. Trade and other payables**

	Consolidated		Parent entity	
	2007	2006	2007	2006
	\$'000	\$'000	\$'000	\$'000
<b>Current</b>				
OS-HELP liability to Australian Government	75	(19)	75	(19)
Trade creditors	18,283	15,611	18,108	15,563
Accrued expenses	10,682	13,711	10,364	13,600
Total current trade and other payables	29,040	29,303	28,547	29,144
<b>Non-current</b>				
Total non-current trade and other payables	-	-	-	-
<b>Total trade and other payables</b>	<b>29,040</b>	<b>29,303</b>	<b>28,547</b>	<b>29,144</b>

OS-HELP is a loan scheme to assist eligible undergraduate students to undertake some of their course of study overseas.

Due to the short-term nature of the current trade creditors, their carrying value is assumed to approximate their fair value.

**Note 24. Borrowings**

The Queensland Government, through the Smart State Research Facilities Fund Program, has lent a total of \$26.5 million towards the construction of the Institute of Health and Biomedical Innovation (IHBI), and the Medical Engineering Research Facility (MERF), of which \$4 million was received in 2007.

Under the State's 2007-2008 Borrowing Program for Universities, the University has an approved overdraft limit of \$11.5 million, established to provide security over payments for the Asset Management Program. This facility was not drawn upon during the year.

	Consolidated		Parent entity	
	2007	2006	2007	2006
	\$'000	\$'000	\$'000	\$'000
<b>Current</b>				
Secured				
Bank overdrafts	-	-	-	-
Lease liabilities	-	-	-	-
Total current secured borrowings	-	-	-	-
Unsecured				
Total current unsecured borrowings	-	-	-	-
Total current borrowings	-	-	-	-
<b>Non-current</b>				
Secured				
Lease Liabilities	-	-	-	-
Total non-current secured borrowings	-	-	-	-
Unsecured				
Smart State Research Facilities Fund Loan	26,500	22,500	26,500	22,500
Total non-current unsecured borrowings	26,500	22,500	26,500	22,500
Total non-current borrowings	26,500	22,500	26,500	22,500
<b>Total borrowings</b>	<b>26,500</b>	<b>22,500</b>	<b>26,500</b>	<b>22,500</b>

(a) Interest rate risk exposure

Details of the University's exposure to interest rate changes on interest bearing liabilities are set out in the Financial Instruments note (refer note 36).

(b) Fair value disclosures

Details of fair value of interest bearing liabilities for the University are set out in the Financial Instruments note (refer note 36).

The University does not have any assets pledged as security for current interest bearing liabilities.

Australian dollar  
US dollar

**Note 25 Provisions**

	Consolidated		Parent entity	
	2007	2006	2007	2006
	\$'000	\$'000	\$'000	\$'000
<b>Current provisions expected to be settled within 12 months</b>				
Employee benefits				
Annual leave	8,575	7,102	8,522	7,091
Long service leave	2,061	2,665	2,061	2,665
Accrued salaries	5,912	5,306	5,912	5,306
Maternity leave	1,930	-	1,930	-
Subtotal	18,478	15,073	18,425	15,062
<b>Current provisions expected to be settled after more than 12 months</b>				
Employee benefits				
Annual leave	3,594	2,944	3,594	2,944
Long service leave	23,646	21,566	23,646	21,566
Accrued salaries	-	-	-	-
Subtotal	27,240	24,510	27,240	24,510
Total current provisions	45,718	39,583	45,665	39,572
<b>Non-current</b>				
Employee benefits				
Annual leave				
Long service leave	8,435	8,623	8,435	8,623
Lease expense	419	325	419	325
Total non-current provisions	8,854	8,948	8,854	8,948
<b>Total provisions</b>	<b>54,572</b>	<b>48,531</b>	<b>54,519</b>	<b>48,520</b>

The annual leave provision reflects the amount of annual leave accrued as at 31 December 2007.

The long service leave provision reflects the amount of long service leave accrued as at 31 December 2007. The provision is calculated on probabilities based on corporate experience of the likelihood of employees reaching entitlement to long service leave. The current provision reflects the accumulated cost of those employees with over 10 years of service. The non-current provision reflects the accumulated cost of employees with under 10 years of service.

The accrued salaries provision reflects the cost of salaries due to be paid as at 31 December 2007 but not paid until 2008.

The lease expense provision reflects the material difference between actual and straight line payments of operating leases held by the University as at 31 December 2007.



**(a) Movements in provisions**

Movements in each class of provision during the financial year, other than employee benefits, are set out below:

	Lease Expense	Total \$'000
Carrying amount at start of year	325	325
Additional provisions recognised	94	94
Unused amounts reversed	-	-
Carrying amount at end of year	419	419

	Consolidated 2007 \$'000	2006 \$'000	Parent entity 2007 \$'000	2006 \$'000
Opening balance at 1 January	325	-	325	-
Amounts recognised in operating result				
Lease expense accrual	94	325	94	325
	419	325	419	325

**Note 26. Other liabilities**

**Current**

Advances other	20,136	15,082	20,136	15,082
Unearned revenue	12,558	10,997	12,558	10,997
Total current other liabilities	32,694	26,079	32,694	26,079

**Non-current**

Total non-current other liabilities	-	-	-	-
<b>Total other liabilities</b>	<b>32,694</b>	<b>26,079</b>	<b>32,694</b>	<b>26,079</b>

Unearned revenue consists primarily of fee-paying overseas student fees received in advance and unearned as at 31 December 2007.

Advances other consists of \$20m received from Atlantic Philanthropies for the Centre of Physical Activity, Health and Clinical Education.

**Note 27. Reserves and retained surpluses**

	Notes	Consolidated		Parent entity	
		2007	2006	2007	2006
		\$'000	\$'000	\$'000	\$'000
<b>(a) Reserves</b>					
Property, plant and equipment revaluation reserve		334,996	259,047	334,996	259,047
Endowment fund		19,731	17,828	19,731	17,828
Total reserves		354,727	276,875	354,727	276,875
<b>Movements</b>					
<i>Property, plant and equipment revaluation reserve</i>					
Balance 1 January		259,047	188,712	259,047	188,712
Revaluation - gross	21	75,949	68,385	75,949	68,385
Transfer from retained surplus		-	1,950	-	1,950
Balance 31 December		334,996	259,047	334,996	259,047
<i>Endowment fund</i>					
Balance 1 January		17,828	6,197	17,828	6,197
Opening Endowment funds adjustment		(24)	-	(24)	-
Transfer from retained surplus		1,927	11,631	1,927	11,631
Balance 31 December		19,731	17,828	19,731	17,828
<b>(b) Retained surplus</b>					
Movements in retained surplus were as follows:					
Retained surplus at 1 January		550,656	536,038	551,241	536,142
Operating result for the period		44,965	19,710	46,787	20,191
Gain / (loss) on revaluation of property, plant and equipment		(1,023)	-	(1,020)	-
Take up of assets previously expensed at valuation		-	7,150	-	7,150
Gain / (loss) on disposal of investments		(509)	1,339	(509)	1,339
Transfer to asset revaluation reserve		-	(1,950)	-	(1,950)
Transfer to endowment fund		(1,927)	(11,631)	(1,927)	(11,631)
Retained surplus at 31 December		592,162	550,656	594,572	551,241

**(c) Nature and purpose of reserves**

The property, plant and equipment revaluation reserve holds the amounts of indexation and revaluation increases or decreases over the life of the University's assets.

The endowment funds are to be held for the long term in order to benefit future students by, for example, provision of scholarships and bursaries.

**Note 28 Key management personnel disclosures**

**(a) Names of responsible persons and executive officers**

The following persons were responsible persons and executive officers of QUT during the financial year:

Chancellor	Major General P Arnison, AC CVO (Retd)
Deputy Chancellor	Mr S Keim
Vice Chancellor	Prof P Coaldrake
Nominees of the Governor in Council	Dr T Cutler Mr K Hilless Mr S Keim Ms H Gluer Dr C Sarra (Resigned 26 April 2007) Ms R Vilgan Prof A Kelso Mr John Puttick (Commenced 14 November 2007)
Nominees of Council	Dr D McTaggart Mr H Nalder
Elected professional staff	Ms D Redfern Mr C McCowan
Elected academic staff	Mr R Daniels (Resigned 25 October 2007) Prof J Gough Assoc Prof S Danby Prof Rodney Wolff (Commenced 19 November 2007)
Elected student members	Mr D Doran Ms N Locke
Elected alumni members	Mrs M-C Grady Dr G Drummond
Secretary	Dr C Dickenson
Directors of Creative Industries Precinct Pty Ltd	Mr B Anker (Resigned 30 June 2007) Ms T Robertson Prof A Sharma Mr H Weldon (Resigned 30 June 2007) Mr D Fishel Prof S Street Mr B Richards (Appointed 9 September 2007) Mr C Cooke (Appointed 12 December 2007)
Secretary of Creative Industries Precinct Pty Ltd	Mr C Melvin
Directors of QUT Enterprise Holdings Pty Ltd	Prof P Coaldrake Mr K Hilless Mr R Mortimer Ms S Rix Mr P Sullivan (Resigned 1 March 2007) Mr C Townend (Appointed 1 March 2007)
Secretary of QUT Enterprise Holdings Pty Ltd	Mr C Lambert
Directors of QUTbluebox Pty Ltd	Mr H Nalder Prof A Sharma Dr A Evans Prof T Cochrane (Appointed 7 June 2007) Mr A Loch (Appointed 7 June 2007)
Secretary of QUTbluebox Pty Ltd	Mr S Denaro

**(b) Other key management personnel**

The following persons also had authority and responsibility for planning, directing and controlling the activities of QUT during the financial year:

Executive officers of QUT	Prof P Coaldrake (Vice-Chancellor)
	Prof T Cochrane (Deputy Vice-Chancellor, Technology, Information & Learning Support)
	Dr C Dickenson (Registrar & Head of Administrative Services)
	Prof D Gardiner (Deputy Vice-Chancellor, Academic)
	Prof S Harding (Deputy Vice-Chancellor, International & Development) (Resigned 15 January 2007)
	Prof V McLean (Deputy Vice-Chancellor, International & Development)
	Prof A Sharma (Deputy Vice-Chancellor, Research & Commercialisation)
	Mr P Sullivan (Executive Director, Finance & Resource Planning) (Resigned 1 March 2007)
	Mr C Townend (Executive Director, Finance & Resource Planning) (Appointed 1 March 2007)
Executive Officer of Creative Industries Precinct Pty Ltd	Mr Steve Copplin (Resigned 18 March 2007) Ms Anna Rooke (Appointed 20 March 2007)
Executive Officer of QUTbluebox Pty Ltd	Mr M Finney (Chief Executive Officer)

All of the above persons were also key management persons during the year ended 31 December 2007.

**(c) Remuneration of Board Members and Executives**

The Board Members and Executives who received remuneration from the University, including the Chancellor in his role as head of the University Council (the University leases and maintains a motor vehicle and pays a membership to the Queensland Club for the Chancellor) and the Board Members of QUT Enterprise Holdings Pty Ltd, QUTbluebox Pty Ltd and Creative Industries Precinct Pty Ltd are as follows:

**Queensland University of Technology**  
**Notes to the financial statements**  
31 December 2007  
(continued)

**Remuneration of responsible persons**

Nil to	\$9,999
\$10,000 to	\$19,999
\$20,000 to	\$29,999
\$40,000 to	\$49,999

Consolidated		Parent	
2007	2006	2007	2006
Number	Number	Number	Number
8	9	-	-
5	6	-	1
3	1	1	-
1	1	-	-

**Remuneration of executive officers**

\$40,000 to	\$49,999
\$60,000 to	\$69,999
\$90,000 to	\$99,999
\$220,000 to	\$229,000
\$250,000 to	\$259,999
\$260,000 to	\$269,999
\$280,000 to	\$289,999
\$290,000 to	\$299,999
\$300,000 to	\$309,999
\$310,000 to	\$319,999
\$370,000 to	\$379,999
\$600,000 to	\$609,999

Consolidated		Parent	
2007	2006	2007	2006
Number	Number	Number	Number
1	1	-	-
1	-	1	-
1	1	-	-
-	1	-	1
-	2	-	2
3	2	3	2
1	-	-	-
1	1	1	1
1	1	1	1
1	-	1	-
1	1	1	1
1	-	1	-

**(d) Key management personnel compensation**

Short-term employee benefits
Post-employment benefits
Other long-term benefits
Termination benefits

Consolidated		Parent	
2007	2006	2007	2006
\$'000	\$'000	\$'000	\$'000
2,982	2,462	2,412	2,119
353	296	314	291
48	41	48	41
-	-	-	-
3,383	2,799	2,774	2,451

**(e) Loans to key management personnel**

In 2007, there were no loans to key management personnel.

**(f) Other transactions with key management personnel**

In 2007, there were no other transactions with key management personnel.

**Note 29. Remuneration of auditors**

During the year, the following fees were paid for services provided by the auditor of the parent entity, its related practices and non-related audit firms:

**Assurance services**

**1. Audit services**

Fees paid to Queensland Audit Office:

Audit and review of financial reports and other audit work under the Corporations Act 2001

Consolidated		Parent entity	
2007	2006	2007	2006
\$'000	\$'000	\$'000	\$'000

218	206	218	191
-----	-----	-----	-----

Fees paid to non-Queensland Audit Office audit firms for the audit or review of financial reports of any entity in the consolidated entity

29	2	29	2
----	---	----	---

**Total remuneration for audit services**

<b>247</b>	<b>208</b>	<b>247</b>	<b>193</b>
------------	------------	------------	------------

**2. Other assurance services**

Fees paid to non-Queensland Audit Office audit firms

9	32	9	32
---	----	---	----

**Total remuneration for other assurance services**

<b>9</b>	<b>32</b>	<b>9</b>	<b>32</b>
----------	-----------	----------	-----------

**Total remuneration for assurance services**

<b>256</b>	<b>240</b>	<b>256</b>	<b>225</b>
------------	------------	------------	------------

Total external audit fees relating to 2007 Financial Statements are estimated to be \$230,927 (2006: \$209,159).

**Note 30. Contingencies**

**Contingent liabilities**

The University had contingent liabilities at 31 December 2007 in respect of:

	Consolidated		Parent entity	
	2007	2006	2007	2006
Potential loan repayment to the Queensland Government for the Medical Engineering Research Facility*	1,000	5,000	1,000	5,000
Potential loan repayment to the Queensland Government for the Australian Research Centre for Aerospace Automation****	3,530	3,600	3,530	3,600
Potential loan repayment to the Queensland Government for the Plant Growth Facility	500	500	500	500
Development Agreement leading to a lease over 8250m <sup>2</sup> of space at Lot 13 Kelvin Grove	-	19,459	-	19,459
Potential loan repayment to the Queensland Government for the Mackay Sugar Research Facility*****	3,100	-	3,100	-
Estimated liability in respect to contractual disputes	-	2,413	-	2,413
	<b>8,130</b>	<b>30,972</b>	<b>8,130</b>	<b>30,972</b>

The University has no contingent liabilities in companies in which the University's shareholding is greater than 20 percent or incurred jointly with other investors, or where the University is severally liable for all or part thereof.

There are no contingent liabilities incurred by QUT in relation to interest in joint ventures, or incurred jointly with other venturers, or for liabilities of other venturers in joint ventures.

The University has provided a letter of comfort with respect to the financial operation of its subsidiary QUTbluebox Pty Ltd. This is in addition to funding provided for ongoing operations as part of the University's consolidated budget.

**Contingent assets**

The University had contingent assets at 31 December 2007 in respect of:

Potential contributions from the Queensland Government for the Medical Engineering Research Facility*	1,000	5,000	1,000	5,000
Potential loan forgiven by the Queensland Government for the Medical Engineering Research Facility*	1,667	1,667	1,667	1,667
Potential loan forgiven by the Queensland Government for the Institute of Health and Biomedical Innovation**	7,500	7,500	7,500	7,500
Potential contributions from the Queensland Government for Australian Research Centre for Aerospace Automation***	3,530	3,600	3,530	3,600
Potential loan forgiven by the Queensland Government for Australian Research Centre for Aerospace Automation (1/3 of \$3.53m)***	1,177	1,200	1,177	1,200
Potential donations from Atlantic Philanthropies - Centre for Physical Activity, Clinical Education & Health	-	5,000	-	5,000
Potential contributions from the Queensland Government for Old Government House	-	3,500	-	3,500
Potential additional contributions by the Queensland Government for Old Government House (subject to QUT fundraising)	1,500	1,500	1,500	1,500
Potential contributions from the Queensland Government for the Plant Growth Facility****	500	500	500	500
Potential loan forgiven by the Queensland Government for Plant Growth Facility (1/3 of \$0.5m)****	167	167	167	167
Estimated recovery from contractual disputes	-	300	-	300
Potential beneficiary of a deceased estate	3,000	3,000	3,000	3,000
Potential contributions from the Queensland Government for the Mackay Sugar Research Facility*****	3,100	-	3,100	-
Potential loan forgiven by the Queensland Government for Mackay Sugar Research Facility (1/3 of \$3.1M)*****	1,033	-	1,033	-
	<b>24,174</b>	<b>32,934</b>	<b>24,174</b>	<b>32,934</b>

\* The Queensland Government has lent \$4.0 million of an agreed \$5.0 million towards the construction of the Medical Engineering Research Facility. The agreement was executed on 18 January 2007. Subject to the University meeting certain criteria, the amount of the loan to be repaid may be reduced to \$3.3 million.



- \*\* The Queensland Government has lent \$22.5 million towards the construction of the Institute of Health and Biomedical Innovation (IHBI). The amount of the loan to be repaid may be reduced to \$15 million.
- \*\*\* The Queensland Government has agreed to lend \$3.53 million towards the Australian Research Centre for Aerospace Automation. Subject to the University meeting certain criteria, the amount of the loan to be repaid may be reduced to \$2.353 million.
- \*\*\*\* The Queensland Government has agreed to lend \$0.5 million towards the Plant Growth Facility. Subject to the University meeting certain criteria, the amount of the loan to be repaid may be reduced to \$0.33 million.
- \*\*\*\*\* The Queensland Government has agreed to lend \$3.1 million towards the Mackay Sugar Research Facility. Subject to the University meeting certain criteria, the amount of the loan to be repaid may be reduced to \$2.067 million.

	<b>Consolidated</b>			
	Contingent Assets		Contingent Liabilities	
	<b>2007</b>	2006	<b>2007</b>	2006
	<b>\$'000</b>	\$'000	<b>\$'000</b>	\$'000
Opening balance	32,934	41,357	30,972	11,683
Additional and increased contingent assets/liabilities recognised during the reporting period	4,133	8,967	3,100	21,789
Reductions in contingent assets/liabilities	(12,893)	(17,390)	(25,942)	(2,500)
<b>Closing balance</b>	<b>24,174</b>	<b>32,934</b>	<b>8,130</b>	<b>30,972</b>

## Note 31 Commitments

### (a) Capital commitments

Capital expenditure contracted for at the reporting date but not recognised as liabilities is as follows:

#### *Property, plant and equipment*

##### Payable:

Within one year	2,429	16,837	2,429	16,837
Later than one year but not later than five years	14,615	828	14,615	828
Later than five years	-	-	-	-
	<b>17,044</b>	<b>17,665</b>	<b>17,044</b>	<b>17,665</b>

#### *Intangible assets*

##### Payable:

Within one year	105	1,913	105	1,913
Later than one year but not later than five years	-	-	-	-
Later than five years	-	-	-	-
	<b>105</b>	<b>1,913</b>	<b>105</b>	<b>1,913</b>

The above capital commitments, later than one year, include the following capital expenditure commitments: Old Government House - \$8.2m, Law Library Refurbishment - \$2.5m, Kelvin Grove Urban Village (KGUV) Infrastructure - \$1.1m.

**(b) Lease commitments**

	Consolidated		Parent entity	
	2007	2006	2007	2006
	\$'000	\$'000	\$'000	\$'000
Commitments in relation to leases contracted for at the reporting date but not recognised as liabilities, payable:				
Within one year	3,259	4,093	3,259	4,093
Later than one year but not later than five years	10,032	9,467	10,032	9,467
Later than five years	786	4,813	786	4,813
	<u>14,077</u>	<u>18,373</u>	<u>14,077</u>	<u>18,373</u>
Representing:				
Non-cancellable operating leases	<u>14,077</u>	<u>18,373</u>	<u>14,077</u>	<u>18,373</u>
	<u>14,077</u>	<u>18,373</u>	<u>14,077</u>	<u>18,373</u>

**(i) Operating leases**

The University has a number of operating lease commitments relating to office accommodation and motor vehicles

	Consolidated		Parent entity	
	2007	2006	2007	2006
	\$'000	\$'000	\$'000	\$'000
Commitments for minimum lease payments in relation to non-cancellable operating leases are payable as follows:				
Within one year	3,259	4,093	3,259	4,093
Later than one year but not later than five years	10,032	9,467	10,032	9,467
Later than five years	786	4,813	786	4,813
	<u>14,077</u>	<u>18,373</u>	<u>14,077</u>	<u>18,373</u>

**(c) Other expenditure commitments**

Commitments for Collaborative Research Centres (CRCs) and Commercial Entities in existence at the reporting date but not recognised as liabilities, payable:

Within one year

Later than one year but not later than five years

Later than five years

Consolidated		Parent entity	
2007	2006	2007	2006
\$'000	\$'000	\$'000	\$'000
3,848	4,369	3,848	4,369
11,282	12,711	11,282	12,711
5,000	96	5,000	96
20,130	17,176	20,130	17,176

**Note 32. Related parties**

**(a) Parent entities**

The ultimate parent entity is QUT, a body corporate established under the Queensland University of Technology Act 1998.

**(b) Subsidiaries**

Interests in subsidiaries are set out in note 33.

**(c) Key management personnel**

Disclosures relating to directors and specified executives are set out in note 28.

**(d) Transactions with related parties**

Transactions with related parties are considered to be immaterial.

**Note 33. Subsidiaries**

	Country of incorporation	Class of shares	Equity holding		Net assets		Total revenue		Operating result		Contribution to operating result	
			2007	2006	2007	2006	2007	2006	2007	2006	2007	2006
			%	%	\$	\$	\$	\$	\$	\$	\$	\$
GeneCo Pty Ltd	Australia	Ordinary	100	100	-	-	-	-	-	-	-	-
Brisbane Business School Pty Ltd	Australia	Ordinary	100	100	1	1	-	-	-	-	-	-
QUT Enterprise Holdings Pty Ltd	Australia	Ordinary	100	100	10,000	10,000	-	-	-	-	-	-
QUT Enterprise Holdings Trust	Australia	N/A	100	100	3,427,354	1,289,350	10,549	12,709	(100,995)	(102,424)	(100,995)	(102,424)
QUTbluebox Pty Ltd	Australia	Ordinary	100	100	2	2	-	-	-	-	-	-
QUTbluebox Trust	Australia	N/A	100	100	337,432	285,028	1,270,145	4,433	(1,671,596)	(269,982)	(1,671,596)	(269,982)
Creative Industries Precinct Pty Ltd	Australia	Ordinary	100	100	851,862	552,087	528,022	585,295	(50,225)	(110,981)	(50,225)	(110,981)

The consolidated financial statements incorporate the assets, liabilities and results of the following subsidiaries in accordance with the accounting policy described in Note 1(b).

GeneCo Pty Ltd was established to undertake research into gene probe technology. There is 1 share of 1,562,553 shares in GeneCo Pty Ltd that is not owned by the University. GeneCo Pty Ltd did not trade during the year. The net book value of GeneCo Pty Ltd has been fully diminished.

Brisbane Business School Pty Ltd was established in 1999 in order to establish the business name "Brisbane Business School". Brisbane Business School Pty Ltd did not trade during the year.

QUT Enterprise Holdings Pty Ltd was established in 2001 to act as the corporate trustee for QUT Enterprise Holdings Trust. QUT Enterprise Holdings Pty Ltd did not trade during the year.

QUT Enterprise Holdings Trust was established in 2001 as a holding entity for QUT owned entities established to undertake or to initiate, promote, facilitate and oversee research and development projects, and education and training programmes in relation to any university discipline.

QUTbluebox Pty Ltd was established in 2006 to act as the corporate trustee for QUTbluebox Trust. QUTbluebox Pty Ltd did not trade during the year.

QUTbluebox Trust was established in 2006 as an entity to carry out the commercialisation of QUT intellectual property.

Creative Industries Precinct Pty Ltd is a subsidiary of QUT Enterprise Holdings Trust. Creative Industries Precinct Pty Ltd was established in December 2001 to manage and operate the Creative Industries Enterprise Centre in Kelvin Grove.



**Note 34. Interests in joint ventures**

**(a) Joint Venture Operation**

The University has entered into a joint venture operation together with the Queensland Government and is developing a 16.5 hectare site adjacent to the present Kelvin Grove campus, to establish the Kelvin Grove Urban Village (KGUV). This project will provide new opportunities in teaching, research and community engagement for the University and will include:

- The Creative Industries Precinct (CIP)
- The Institute of Health and Biomedical Innovation (IHBI)
- The Student Learning and Support Centre
- The Centre for Physical Activity, Clinical Education and Health (CPACEH)

Each party owns and controls its own land on the site however an agreement has been made to develop the whole site in a co-operative and coordinated manner. The University and the Queensland Department of Housing have signed a Co-Operation Deed that prescribes the processes, organisation and responsibilities for the development.

Expenditure on current projects by the University in 2007 was \$2.718 million (2006: \$20.597 million) of which \$1.297 million (2006: \$18.581 million) was capitalised. Budgeted University capital expenditure at Kelvin Grove Urban Village is as follows:

	<b>Consolidated</b>	
	<b>2008</b>	<b>2009</b>
	<b>\$' 000</b>	<b>\$' 000</b>
Kelvin Grove Lots 2,3 & 5	600	400
Kelvin Grove Urban Village	1,792	-
The Institute of Health & Biomedical Innovation	200	-
The Centre for Physical Activity, Clinical Education and Health	5,135	-
<b>Total</b>	<b>7,727</b>	<b>400</b>

These include contracted commitments as disclosed in note 31.

Over several years, the Queensland Government contributed an amount of \$15.484 million towards the Creative Industries Precinct. A further loan facility of \$22.5 million has also been provided by the Queensland Government for IHBI through the Smart State Research Facilities Fund (SSRFF) (refer notes 24 and 30). Atlantic Philanthropies has also contributed \$20.0 million towards the construction of IHBI. In addition, Atlantic Philanthropies contributed \$20.0 million to the University, which will be applied to the rental obligations associated with CPACEH.

**Medical Engineering Research Facility (MERF)**

The Medical Engineering Research Facility is a joint initiative of QUT, multiple international medical device companies and The Prince Charles Hospital. The \$9.6 million facility under construction at Chermiside in the grounds of the hospital will provide specialist facilities for orthopaedic and artificial organ research and will enable medical device researchers to take basic research advances to clinical implementation.

Funding of \$5.0 million has been sourced through the Queensland Government Smart State Research Facilities Fund for this initiative with industry partners contributing an additional \$1.397 million.

Budgeted University capital expenditure at MERF is \$625,000 in 2008.

There are no jointly controlled assets or liabilities used in the projects.

The University is involved in a joint venture entity (AHURI Queensland Research Centre Ltd) with the University of Queensland, but is not accounted for due to materiality.

**(b) 44 Musk Ave (formerly Lot 13)**

It should be noted that the University has entered into commercial agreements with developers for the construction and development of facilities on University land in the urban village. These agreements include a long-term (80 year) lease of the land known as Lot 13 to ING Healthcare who is the developer for the construction of a building to be known as The Centre for Physical Activity, Clinical Education and Health (CPACEH). Annual rental for the land lease is \$0.32 million per annum (indexed), with reviews to market at 20, 40, 50, 60 and 70 years. At the completion of the 80 year lease period all developments on the site (including the building) will transfer to the University. During the lease period the University will have the opportunity to buy the building from the developer for market value. Call options are available at 40, 50, 60 and 70 years.

The anchor tenant for this building will be the Australian Red Cross Blood Service. The facility will have additional retail and commercial space for other tenants. QUT will also be a tenant and has entered into an 80 year sub-lease agreement for space to house QUT's health clinics and associated community education facilities. A further space housing a centre for physical activity and health will also be leased to the University which will sub-lease the management of the community recreation facility incorporating a gymnasium, swimming pool and sports court. At the commencement of the lease the sum of \$19.46million will be paid to the developer as pre-paid rent for the University's 80 year sub-lease. In accordance with the agreements, the amount of \$19.46million is lodged in escrow pending the commencement of the lease period. During the lease period the University is committed to making annual contribution towards common space, capital expenditure contribution and lease of car parking spaces. The University's commitments total \$0.723 million p.a. (indexed).

After considering all the factors associated with this development and seeking professional advice from PricewaterhouseCoopers the University has elected to treat these arrangements as Operating Leases. Any other costs such as fit-out will be capitalised as Leasehold Improvements and depreciated according to the University's accounting policy. The construction is expected to be completed in April 2008 and on certification of practical completion the lease agreements with the University will become operative.

(c) Lots 2, 3, & 5

In October 2007 the University entered into a development agreement with CRI for the development of a mixture of commercial and education facilities on Lots 2, 3 and 5 at Kelvin Grove Urban Village. The University will enter into a 99 year ground lease on portions of the land in return for a \$43 million dollar payment by CRI to be used in the construction of the second phase of the Creative Industries Precinct. The University facilities will be constructed on land that will remain in the ownership of the University (and QUT will be responsible for ongoing maintenance and operating costs). The University intends to construct teaching and research space to allow consolidation of the Creative Industries Faculty adjacent to the first phase which was completed in 2004. The facilities will include studios for music, dance, theatre studies as well as visual arts and sound production. The commercial facilities will be constructed on land that will be subject to the 99 year lease (with the lease to commence on completion of the QUT facility) and will include two commercial towers and a large car park.

The developer submitted a development application (DA) to the Brisbane City Council (BCC) in January 2008 with the approval expected some time late in 2008. Under the terms of the development agreement, CRI will have six weeks to secure finance for the development after an acceptable DA has been released by the BCC. Construction is likely to commence early in 2009 with a completion of the QUT facilities (and commencement of the ground leases) expected in late 2010.

**Note 35. Reconciliation of operating result after income tax to net cash flows from operating activities**

	Consolidated		Parent entity	
	2007	2006	2007	2006
	\$'000	\$'000	\$'000	\$'000
<b>Operating result for the period</b>	44,965	19,710	46,787	20,191
<i>Non cash Income Statement movements</i>				
Depreciation and amortisation	33,851	31,369	33,794	31,334
Net (gain) / loss on sale of non-current assets	-	-	-	-
Net (gain) / loss on write off of intangible assets	-	-	-	-
Net (gain) / loss on disposal of plant and equipment	2,868	2,278	2,868	2,276
Net (gain) / loss on disposal of other financial assets	-	-	-	-
Fair value gains on other financial assets accounted for using the equity method	-	(1,064)	-	(1,064)
Management fees expensed	511	472	511	472
Income from donated items	-	-	-	-
Income from distributions received	(783)	(682)	(783)	(682)
<i>(Increase) / decrease in trade and other receivables</i>				
(Increase) / decrease in student loans	(42)	31	(42)	31
Increase / (decrease) in provision for doubtful debts	7	(6)	7	(6)
(Increase) / decrease in trade debtors	(2,265)	(2,377)	(2,128)	(2,371)
Increase / (decrease) in provision for doubtful debts	503	(55)	515	(63)
(Increase) / decrease in student fees	527	936	527	936
Increase / (decrease) in provision for doubtful debts	(490)	(1,203)	(490)	(1,203)
(Increase) / decrease in deferred tax assets	-	-	-	-
(Increase) / decrease in Goods and services tax refund due	221	357	221	357
(Increase) / decrease in other receivables	(11,022)	(2,164)	(11,022)	(2,164)
(Increase) / decrease in inventories	(340)	(62)	(340)	(62)
Increase / (decrease) in other financial assets at fair value through profit or loss	(17,577)	(24,517)	(17,577)	(24,512)
Increase / (decrease) in other financial assets	800	-	795	-
(Increase) / decrease in intangibles	(8,023)	(3,445)	(8,023)	(3,445)
Decrease in value of Property, Plant and Equipment written down	-	64	-	-
<i>Increase / (decrease) in payables</i>				
Increase / (decrease) in OS-HELP Liability to Australian Government	95	(369)	95	(369)
Increase / (decrease) in trade creditors	2,872	9,891	2,545	9,842
Increase / (decrease) in unearned revenue	1,561	(926)	1,561	(926)
Increase / (decrease) in Australian Government unspent financial assistance	-	-	-	-
Increase / (decrease) in accrued expenses	(3,236)	(4,508)	(3,236)	(4,508)
Increase / (decrease) in grants in advance	5,054	15,082	5,054	15,082
Increase / (decrease) in accrued employee benefits	5,945	(2,570)	5,905	(2,578)
Increase / (decrease) in other operating liabilities	95	297	95	325
<b>Net cash provided by / used in operating activities</b>	56,097	36,539	57,639	36,893



## Note 36. Financial risk management

The University's activities expose it to a variety of financial risks: market risk (including foreign exchange risk, price risk, fair value risk and cash flow interest rate risk), credit risk and liquidity risk. QUT's overall risk management program focuses on the unpredictability of financial markets and seeks to minimise potential adverse effects on QUT's financial performance and financial position.

### (a) Market Risk

#### (i) Foreign Exchange Risk

Currency risk – the risk to the University that currency fluctuations will occur due to changes in the foreign exchange rates is usually minimal as the majority of contracts are in Australian Dollars and for the small number of contracts settled in other currencies, payment is usually made within thirty days. The exception to this is contracts placed by the Library in Euros, Pounds and US dollars early in the year which are not settled until around October or November. The University has a funding/budget policy for these contracts and manages the risk internally. As such there is no need to secure hedging arrangements. Fees charged to overseas students are generally denominated in Australian dollars. QUT does not undertake any hedging to offset foreign currency fluctuations. The risk sensitivity adopted by the University is +/- 10%, reflecting the variability of foreign currency market conditions in recent years. It is reasonably foreseeable that our functional currency (AUD) could move by plus or minus 10%. The University monitors its exposure to foreign currency risk and responds to this in an ongoing manner as part of its budget review procedures (where material). As shown in Note 1 (n) QUT has entered into an embedded derivative, however this transaction is not considered to be material.

#### (ii) Price Risk

Price risk – the risk to the University is that the value of a financial instrument will fluctuate as a result of changes in market prices. The University prices goods and services based on a combination of cost recovery, or market forces depending on the type of item supplied. The University's biggest exposures to competitive market movements in price levels are for its market based investments with Queensland Investment Corporation, where it has funds in the Growth Fund and the Capital Stable Fund. The University also has price risk related to fees charged to students. The University regular monitors its investments with QIC and provides regular reports on this for high level review and action as required. The risk sensitivity adopted by the University is +/- 10%, reflecting the variability of market conditions. Within the foreseeable future, the risk is manageable as QIC Investment funds are held for longer term yield and market movements are not realised in the shorter term.

#### (iii) Cash Flow and Fair Value Interest Rate Risk

QUT manages minimises its exposure to fluctuating market interest rates by diversifying the University's investments in both cash and short term funding with Queensland Treasury Corporation (QTC). The risk sensitivity adopted by the University is very low at +/- 1%. This reflect market conditions generally, whereby interest rates move by a smaller factor than other more volatile assets like equities. The University does not have any borrowings which are subject to interest rate risk.

#### (iv) Summarised sensitivity analysis

The following table summarises the sensitivity of QUT's financial assets and financial liabilities to interest rate risk, foreign exchange risk and other price risk.

2007 Sensitivity Analysis

	Carrying amount \$'000	Interest rate risk			Foreign exchange risk			Other price risk		
		-1%			-10%			-10%		
		Profit \$'000	Equity \$'000	Profit \$'000	Profit \$'000	Equity \$'000	Profit \$'000	Profit \$'000	Equity \$'000	Profit \$'000
<b>Financial assets</b>										
Cash and cash equivalents	11,432	(114)	(114)	114	-	-	-	-	-	-
Accounts receivable	32,735	-	-	-	118	118	(97)	-	-	-
Other financial assets	215,840	(2,158)	(2,158)	2,158	-	-	-	(19,267)	(19,267)	19,267
Listed securities	2,255	-	-	-	-	-	-	(226)	(226)	226
Unlisted securities	1,343	-	-	-	-	-	-	(134)	(134)	134
<b>Financial liabilities</b>										
Accounts Payable	29,040	-	-	-	(38)	(38)	34	-	-	-
Borrowings <sup>1</sup>	26,500	-	-	-	-	-	-	-	-	-
<b>Total increase/ (decrease)</b>		(2,273)	(2,273)	2,273	81	81	(64)	(19,627)	(19,627)	19,627

<sup>1</sup>QUT through the Smart State research funding program has lent a total of \$26.5m to date. These borrowings are not subject to interest.



**(b) Credit risk**

The risk to the University that one party of a financial instrument will fail to discharge an obligation and cause the other party to incur a financial loss is minimal. The University undertakes credit checks on new debtors where the assessed value exceeds \$10,000. In addition, credit risk is minimised by trading with a substantial number of parties. Credit checks are not required for government departments, public statutory bodies and government and semi-government agencies. Where a customer fails a credit check, any work undertaken by the University must be paid for in advance.

The University also administers formalised debt recovery arrangements for its trade debt. Refer Note 17 for a full analysis of the ageing of receivables and impairment.

**(c) Liquidity risk**

The risk to the University that the entity will encounter difficulty in raising funds to meet commitments is managed within the University's investment policy, which keeps a safety-net level of cash and cash equivalent financial assets in order to satisfy the University's financial liabilities as they fall due. The University has a very strong balance sheet and regularly monitors liquidity as part of its budget review and reporting arrangements. The University considers that its exposure to liquidity risk is negligible. No financial assets have been pledged as collateral.

**(d) Fair value estimation**

The fair value of financial assets and financial liabilities must be estimated for recognition and measurement or for disclosure purposes.

The fair value of financial instruments traded in active markets (such as publicly traded derivatives) is based on quoted market prices at the balance sheet date. The quoted market price used for financial assets held by QUT is the current bid price.

The carrying value less impairment provision of trade receivables and payables is a reasonable approximation of their fair values due to the short-term nature of trade receivables.

The fair value of financial instruments which are not traded (unlisted securities Note 19) is the net book value of those instruments. The University has loans repayable under the Smart State Research Facilities Fund Program. These are recorded at book value.

Note 37. Acquittal of Australian Government financial assistance

37.1 DEEWR – CGS and Other DEEWR Grants

Parent entity (University) ONLY

	Commonwealth Grants Scheme #		Indigenous Support Fund		Equity Support Programme *		Disability Support Programme		Workplace Reform Programme		Workplace Productivity Programme ^	
	2007	2006	2007	2006	2007	2006	2007	2006	2007	2006	2007	2006
	\$000	\$000	\$000	\$000	\$000	\$000	\$000	\$000	\$000	\$000	\$000	\$000
Financial Assistance received in CASH during the reporting period (total cash received from the Australian Government for the Programmes)	155,659	145,699	1,516	1,384	399	787	220	-	2,301	2,185	1,312	900
Net accrual adjustments **	-	-	-	-	-	-	-	-	-	-	-	-
Revenue for the period	155,659	145,699	1,516	1,384	399	787	220	-	2,301	2,185	1,312	900
Surplus / (Deficit) from the previous year	-	-	-	-	-	-	-	-	-	-	379	-
Total revenue including accrued revenue	155,659	145,699	1,516	1,384	399	787	220	-	2,301	2,185	1,691	900
Less expenses including accrued expenses	(155,659)	(145,699)	(1,516)	(1,384)	(399)	(787)	(220)	-	(2,301)	(2,185)	(731)	(521)
Surplus / (Deficit) for reporting period	-	-	-	-	-	-	-	-	-	-	960	379

Financial Assistance received in CASH during the reporting period (total cash received from the Australian Government for the Programmes)

Net accrual adjustments \*\*

Revenue for the period

Surplus / (Deficit) from the previous year


Total revenue including accrued revenue

Less expenses including accrued expenses

Surplus / (Deficit) for reporting period

# Includes the basic CGS grant amount, CGS-Regional Loading and CGS-Enabling Loading.

^ 2006 has been restated to reflect actual expenses.



Note 37. Acquittal of Australian Government financial assistance

37.1 DEEWR – CGS and Other DEEWR Grants (continued)

Parent entity (University) ONLY

	Learning & Teaching Performance Fund		National Institutes Funding		Capital Development Pool ^		Superannuation Programme		Collaboration & Structural Reform Programme^		TOTAL	
	2007	2006	2007	2006	2007	2006	2007	2006	2007	2006	2007	2006
	\$000	\$000	\$000	\$000	\$000	\$000	\$000	\$000	\$000	\$000	\$000	\$000
Financial Assistance received in CASH during the reporting period (total cash received from the Australian Government for the Programmes)	-	-	-	-	-	-	-	-	-	-	-	-
Net accrual adjustments **	-	-	-	-	-	-	-	-	-	-	-	-
Revenue for the period	-	-	-	-	2,000	1,065	-	-	104	519	163,511	152,539
Surplus / (Deficit) from the previous year	-	-	-	-	1,856	3,606	-	-	507	127	2,742	3,733
Total revenue including accrued revenue	-	-	-	-	3,856	4,671	-	-	611	646	166,253	156,272
Less expenses including accrued expenses	-	-	-	-	(1,856)	(2,815)	-	-	(284)	(139)	(162,966)	(153,530)
Surplus / (Deficit) for reporting period	-	-	-	-	2,000	1,856	-	-	327	507	3,287	2,742

Financial Assistance received in CASH during the reporting period (total cash received from the Australian Government for the Programmes)

Net accrual adjustments \*\*

Revenue for the period

Surplus / (Deficit) from the previous year

Total revenue including accrued revenue

Less expenses including accrued expenses

Surplus / (Deficit) for reporting period




**Note 37. Acquittal of Australian Government financial assistance (continued)**

**37.2 Higher Education Loan Programmes**

**Parent entity (University) ONLY**

	HECS - HELP (Australian Government payments only)		FEE - HELP		OS - HELP		TOTAL	
	2007	2006	2007	2006	2007	2006	2007	2006
	\$000	\$000	\$000	\$000	\$000	\$000	\$000	\$000
Financial Assistance received in CASH during the reporting period (total cash received from the Australian Government for the Programmes)	102,685	90,741	10,825	8,488	259	(95)	113,769	99,134
Net accrual adjustments *	3,159	658	326	2,817	-	-	3,485	3,475
Revenue for the period	105,844	91,399	11,151	11,305	259	(95)	117,254	102,609
Surplus / (deficit) from the previous year	-	-	-	-	(19)	350	(19)	350
Total revenue including accrued revenue	105,844	91,399	11,151	11,305	240	255	117,235	102,959
Less expenses including accrued expenses	(105,844)	(91,399)	(11,151)	(11,305)	(165)	(274)	(117,160)	(102,978)
Surplus / (deficit) for reporting period	-	-	-	-	75	(19)	75	(19)


\* The 2006 adjustment of \$2.817m for Fee Help is not an accrual adjustment. It has been included to correctly record the value of monies payable by the Commonwealth under this program.



**Note 37. Acquittal of Australian Government financial assistance (continued)**

**37.3 Scholarships**

	Parent entity (University) ONLY									
	Australian Postgraduate Awards		International Postgraduate Scholarships		Commonwealth Education Cost Scholarships		Commonwealth Accommodation Scholarships		Indigenous Staff Scholarships	
	2007	2006	2007	2006	2007	2006	2007	2006	2007	2006
	\$'000	\$'000	\$'000	\$'000	\$'000	\$'000	\$'000	\$'000	\$'000	\$'000
Financial Assistance received in CASH during the reporting period (total cash received from the Australian Government for the Programmes)	2,197	2,052	421	442	1,944	1,404	3,027	2,326	-	6,224
Net accrual adjustments	-	-	-	-	-	-	-	-	-	-
Revenue for the period	2,197	2,052	421	442	1,944	1,404	3,027	2,326	-	6,224
Surplus / (deficit) from the previous year	570	355	-	141	90	5	129	46	-	547
Total revenue including accrued revenue	2,767	2,407	421	583	2,034	1,409	3,156	2,372	-	6,771
Less Expenses including accrued expenses	(1,817)	(1,837)	(421)	(583)	(1,798)	(1,319)	(2,794)	(2,243)	-	(5,982)
Surplus / (deficit) for reporting period	950	570	-	-	236	90	362	129	-	789





**Note 37. Acquittal of Australian Government financial assistance (continued)**

**37.4 DEEWR Research**

**Parent entity (University) ONLY**

	Institutional Grants Scheme		Research Training Scheme		Systemic Infrastructure Initiative		Research Infrastructure Block Grants		Regional Protection Scheme	
	2007	2006	2007	2006	2007	2006	2007	2006	2007	2006
	\$000	\$000	\$000	\$000	\$000	\$000	\$000	\$000	\$000	\$000
Financial Assistance received in CASH during the reporting period (total cash received from the Australian Government for the Programmes)	5,833	5,385	12,046	11,091	-	1,720	2,940	2,373	-	-
Net accrual adjustments	-	-	-	-	-	-	-	-	-	-
<b>Revenue for the period</b>	<b>5,833</b>	<b>5,385</b>	<b>12,046</b>	<b>11,091</b>	<b>-</b>	<b>1,720</b>	<b>2,940</b>	<b>2,373</b>	<b>-</b>	<b>-</b>
Surplus / (deficit) from the previous year	-	-	-	-	2,027	658	443	835	-	-
<b>Total revenue including accrued revenue</b>	<b>5,833</b>	<b>5,385</b>	<b>12,046</b>	<b>11,091</b>	<b>2,027</b>	<b>2,378</b>	<b>3,383</b>	<b>3,208</b>	<b>-</b>	<b>-</b>
Less expenses including accrued expenses	(5,833)	(5,385)	(12,046)	(11,091)	(760)	(351)	(2,686)	(2,765)	-	-
<b>Surplus / (deficit) for reporting period</b>	<b>-</b>	<b>-</b>	<b>-</b>	<b>-</b>	<b>1,267</b>	<b>2,027</b>	<b>697</b>	<b>443</b>	<b>-</b>	<b>-</b>

Financial Assistance received in CASH during the reporting period (total cash received from the Australian Government for the Programmes)

Net accrual adjustments


**Revenue for the period**

Surplus / (deficit) from the previous year

**Total revenue including accrued revenue**

Less expenses including accrued expenses

**Surplus / (deficit) for reporting period**

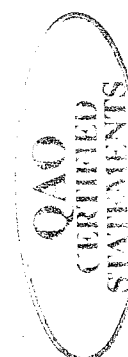


Note 37. Acquittal of Australian Government financial assistance (continued)

37.4 DEEWR Research (continued)

Parent entity (University) ONLY

	Implementation Assistance Programme		Australian Scheme for Higher Education Repositories		Commercialisation Training Scheme		Other		TOTAL	
	2007	2006	2007	2006	2007	2006	2007	2006	2007	2006
	\$000	\$000	\$000	\$000	\$000	\$000	\$000	\$000	\$000	\$000
Financial Assistance received in CASH during the reporting period (total cash received from the Australian Government for the Programmes)	73	-	133	-	128	-	-	-	21,153	20,569
Net accrual adjustments	-	-	-	-	-	-	-	-	-	-
Revenue for the period	73	-	133	-	128	-	-	-	21,153	20,569
Surplus / (deficit) from the previous year	-	-	-	-	-	-	-	-	2,470	1,493
Total revenue including accrued revenue	73	-	133	-	128	-	-	-	23,623	22,062
Less expenses including accrued expenses	(73)	-	(11)	-	(93)	-	-	-	(21,502)	(19,592)
Surplus / (deficit) for reporting period	-	-	122	-	35	-	-	-	2,121	2,470



**Note 37. Acquittal of Australian Government financial assistance (continued)**  
**37.5 Voluntary Student Unionism**

		Parent entity (University) ONLY			
		VSU Transition Fund		VSU Small Business Support	
		2007	2006	2007	2006
		\$000	\$000	\$000	\$000
Financial Assistance received in CASH during the reporting period (total cash received from the Australian Government for the Programmes)		150	-	-	-
Net accrual adjustments		-	-	-	-
<b>Revenue for the period</b>		<b>150</b>	<b>-</b>	<b>-</b>	<b>-</b>
Surplus / (deficit) from the previous year		-	-	-	-
<b>Total revenue including accrued revenue</b>		<b>150</b>	<b>-</b>	<b>-</b>	<b>-</b>
Less Expenses including accrued expenses		-	-	-	-
<b>Surplus / (deficit) for reporting period</b>		<b>150</b>	<b>-</b>	<b>-</b>	<b>-</b>
				<b>150</b>	

Financial Assistance received in CASH during the reporting period (total cash received from the Australian Government for the Programmes)

Net accrual adjustments

**Revenue for the period**

Surplus / (deficit) from the previous year

**Total revenue including accrued revenue**

Less Expenses including accrued expenses

**Surplus / (deficit) for reporting period**

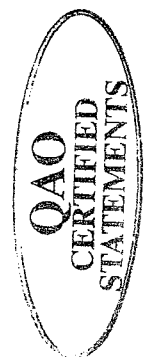


Note 37. Acquittal of Australian Government financial assistance (continued)

37.6 Australian Research Council grants

(a) Discovery

		Parent entity (University) ONLY					
		Projects			Fellowships		
		Indigenous Researchers Development			TOTAL		
		2007	2006	2007	2006	2007	2006
		\$000	\$000	\$000	\$000	\$000	\$000
Financial Assistance received in CASH during the reporting period (total cash received from the Australian Government for the Programmes)		4,566	4,170	323	316	34	4,923
Net accrual adjustments		-	-	-	-	-	-
Revenue for the period		4,566	4,170	323	316	34	4,923
Surplus / (deficit) from the previous year		2,356	1,960	34	158	-	2,390
Total revenue including accrued revenue		6,922	6,130	357	474	34	7,313
Less Expenses including accrued expenses		(3,953)	(3,774)	(321)	(440)	(24)	(4,298)
Surplus / (deficit) for reporting period		2,969	2,356	36	34	10	3,015
							2,390



**Note 37. Acquittal of Australian Government financial assistance (continued)**

**37.6 Australian Research Council grants**

**(b) Linkages**

**Parent entity (University) ONLY**

	Special Research Initiatives		Infrastructure		International		Projects		TOTAL	
	2007	2006	2007	2006	2007	2006	2007	2006	2007	2006
	\$000	\$000	\$000	\$000	\$000	\$000	\$000	\$000	\$000	\$000
Financial Assistance received in CASH during the reporting period (total cash received from the Australian Government for the Programmes)	-	103	200	1,650	124	92	5,376	4,799	5,700	6,644
Net accrual adjustments	-	-	-	-	-	-	-	-	-	-
Revenue for the period	-	103	200	1,650	124	92	5,376	4,799	5,700	6,644
Surplus / (deficit) from the previous year	56	90	1,688	188	172	204	3,823	2,840	5,739	3,322
Total revenue including accrued revenue	56	193	1,888	1,838	296	296	9,199	7,639	11,439	9,966
Less expenses including accrued expenses	(41)	(137)	(1,587)	(150)	(177)	(124)	(4,717)	(3,816)	(6,522)	(4,227)
Surplus / (deficit) for reporting period	15	56	301	1,688	119	172	4,482	3,823	4,917	5,739

Financial Assistance received in CASH during the reporting period (total cash received from the Australian Government for the Programmes)

Net accrual adjustments


Revenue for the period

Surplus / (deficit) from the previous year

Total revenue including accrued revenue

Less expenses including accrued expenses

Surplus / (deficit) for reporting period




**Note 37. Acquittal of Australian Government financial assistance (continued)**

**37.6 Australian Research Council grants**

**(c) Networks and Centres**

**Parent entity (University) ONLY**


	Centres		Research Networks		TOTAL	
	2007	2006	2007	2006	2007	2006
	\$000	\$000	\$000	\$000	\$000	\$000
Financial Assistance received in CASH during the reporting period (total cash received from the Australian Government for the Programmes)	1,486	1,789	-	-	1,486	1,789
Net accrual adjustments	-	700	-	-	-	700
<b>Revenue for the period</b>	<b>1,486</b>	<b>2,489</b>	<b>-</b>	<b>-</b>	<b>1,486</b>	<b>2,489</b>
Surplus / (deficit) from the previous year	953	-	-	-	953	-
<b>Total revenue including accrued revenue</b>	<b>2,439</b>	<b>2,489</b>	<b>-</b>	<b>-</b>	<b>2,439</b>	<b>2,489</b>
Less expenses including accrued expenses	(1,570)	(1,537)	-	-	(1,570)	(1,537)
<b>Surplus / (deficit) for reporting period</b>	<b>869</b>	<b>952</b>	<b>-</b>	<b>-</b>	<b>869</b>	<b>952</b>




## CERTIFICATE OF THE QUEENSLAND UNIVERSITY OF TECHNOLOGY MANAGEMENT CERTIFICATE

We have prepared the annual financial report pursuant to the provisions of the *Financial Administration and Audit Act 1977* and other prescribed requirements and certify that:

- (a) The financial reports are in agreement with the accounts and records of the Queensland University of Technology and its controlled entities; and
- (b) In our opinion:
  - i) the prescribed requirements in respect of the establishment and keeping of accounts have been complied with in all material respects;
  - ii) the financial reports have been drawn up to present a true and fair view of the transactions of the Queensland University of Technology for the period 1 January 2007 to 31 December 2007 and of the financial position as at 31 December 2007 in accordance with prescribed accounting standards and conform with the *Financial Statement Guidelines for Australian Higher Education Providers for the 2007 Reporting Period* issued by the Department of Education, Employment and Workplace Relations;
  - iii) at the time of the certificate, there are reasonable grounds to believe that the University will be able to pay its debts as and when they fall due; and
  - iv) the amount of Australian Government financial assistance expended during the reporting period was for the purpose(s) for which it was intended and Queensland University of Technology has complied with applicable legislation, contracts, agreements and programme guidelines in making expenditure.

  
**P M Arnison**  
Chancellor

  
**O P Coaldrake**  
Vice-Chancellor

  
**C R Townend**  
Executive Director,  
Finance & Resource  
Planning

Date: 27/2/08

Date: 27/2/08

Date: 27/2/08





## INDEPENDENT AUDITOR'S REPORT

To the Council of the Queensland University of Technology

### Matters Relating to the Electronic Presentation of the Audited Financial Report

The audit report relates to the financial report of the Queensland University of Technology for the financial year ended 31 December 2007 included on the Queensland University of Technology's web site. The University is responsible for the integrity of the Queensland University of Technology's web site. We have not been engaged to report on the integrity of the Queensland University of Technology's web site. The audit report refers only to the statements named below. It does not provide an opinion on any other information which may have been hyperlinked to/from these statements. If users of the financial report are concerned with the inherent risks arising from electronic data communications they are advised to refer to the hard copy of the audited financial report, available from the Queensland University of Technology, to confirm the information included in the audited financial report presented on this web site.

These matters also relate to the presentation of the audited financial report in other electronic media including CD Rom.

### Report on the Financial Report

I have audited the accompanying financial report of the Queensland University of Technology, which comprises the balance sheet as at 31 December 2007 and the income statement, statement of changes in equity, cash flow statement for the year ended on that date, a summary of significant accounting policies, other explanatory notes and certificates given by the Chancellor, Vice-Chancellor and Executive Director, Finance and Resource Planning of the consolidated entity comprising the University and the entities it controlled at the year's end or from time to time during the financial year.

#### *The University's Responsibility for the Financial Report*

The University is responsible for the preparation and fair presentation of the financial report in accordance with prescribed accounting requirements identified in the *Financial Administration and Audit Act 1977* and the *Financial Management Standard 1997* including compliance with applicable Australian Accounting Standards (including the Australian Accounting Interpretations). This responsibility includes establishing and maintaining internal controls relevant to the preparation and fair presentation of the financial report that is free from material misstatement, whether due to fraud or error; selecting and applying appropriate accounting policies; and making accounting estimates that are reasonable in the circumstances.

#### *Auditor's Responsibility*

My responsibility is to express an opinion on the financial report based on the audit. The audit was conducted in accordance with the *Auditor-General of Queensland Auditing Standards*, which incorporate the *Australian Auditing Standards*. These Auditing Standards require compliance with relevant ethical requirements relating to audit engagements and that the audit is planned and performed to obtain reasonable assurance whether the financial report is free from material misstatement.

An audit involves performing procedures to obtain audit evidence about the amounts and disclosures in the financial report. The procedures selected depend on the auditor's judgement, including the assessment of risks of material misstatement in the financial report, whether due to fraud or error. In making those risk assessments, the auditor considers internal control relevant to the entity's preparation and fair presentation of the financial report



in order to design audit procedures that are appropriate in the circumstances, but not for the purpose of expressing an opinion on the effectiveness of the entity's internal control, other than in expressing an opinion on compliance with prescribed requirements. An audit also includes evaluating the appropriateness of accounting policies and the reasonableness of accounting estimates made by the University, as well as evaluating the overall presentation of the financial report and any mandatory financial reporting requirements as approved by the Treasurer for application in Queensland.

I believe that the audit evidence obtained is sufficient and appropriate to provide a basis for my audit opinion.

#### *Independence*

The *Financial Administration and Audit Act 1977* promotes the independence of the Auditor-General and QAO authorised auditors. The Auditor-General is the auditor of all Queensland public sector entities and can only be removed by Parliament.

The Auditor-General may conduct an audit in any way considered appropriate and is not subject to direction by any person about the way in which audit powers are to be exercised. The Auditor-General has for the purposes of conducting an audit, access to all documents and property and can report to Parliament matters which in the Auditor-General's opinion are significant.

#### *Auditor's Opinion*

In accordance with s.46G of the *Financial Administration and Audit Act 1977* –

- (a) I have received all the information and explanations which I have required; and
- (b) in my opinion –
  - (i) the prescribed requirements in respect of the establishment and keeping of accounts have been complied with in all material respects; and
  - (ii) the financial report has been drawn up so as to present a true and fair view, in accordance with the prescribed accounting standards of the transactions of the Queensland University of Technology and the consolidated entity for the financial year 1 January 2007 to 31 December 2007 and of the financial position as at the end of that year.



P J DAJCZ CPA  
(as Delegate of the Auditor-General of Queensland)



Queensland Audit Office  
Brisbane



# CONTROLLED ENTITIES

## FUNCTIONS AND REPORTING ARRANGEMENTS

### CONTROLLED ENTITIES – FUNCTIONS AND FINANCIAL REPORTING ARRANGEMENTS

The below listed controlled entities were established under authority of the Queensland *University of Technology Act 1998* (Section 60).

#### **Brisbane Business School Pty Ltd**

The Brisbane Business School Pty Ltd was established in 1999 in order to establish the business name 'Brisbane Business School'.

The company did not trade in 2007. As a controlled entity of QUT, Brisbane Business School Pty Ltd is audited by the Queensland Audit Office.

#### **Creative Industries Precinct Pty Ltd**

Creative Industries Precinct Pty Ltd was established in December 2001 to manage and operate the Creative Industries Enterprise Centre in the Kelvin Grove Urban Village.

Creative Industries Precinct Pty Ltd traded in 2007. The company accounts are independently prepared and consolidated into the accounts of QUT Enterprise Holdings Trust. The Creative Industries Precinct Pty Ltd is audited by Queensland Audit Office.

#### **GeneCo Pty Ltd**

GeneCo Pty Ltd was established to undertake research into gene probe technology.

The company did not trade in 2007. The accounts are presented to QUT and consolidated with QUT accounts. GeneCo accounts are audited by Queensland Audit Office.

#### **QUT Enterprise Holdings Pty Ltd**

QUT Enterprise Holdings Pty Ltd was established in 2001 to act as the corporate trustee for QUT Enterprise Holdings Trust.

The company did not trade in 2007. The accounts are presented to QUT and consolidated with QUT accounts. QUT Enterprise Holdings Pty Ltd is audited by Queensland Audit Office.

#### **QUT Enterprise Holdings Trust**

QUT Enterprise Holdings Trust was established in 2001 as a holding entity for new QUT owned entities established to undertake or to initiate, promote, facilitate and oversee research and development projects, and education and training programs in relation to any University discipline.

Creative Industries Precinct Pty Ltd is a subsidiary of QUT Enterprise Holdings Trust.

The Trust traded in 2007. The accounts are presented to QUT and consolidated with QUT accounts. QUT Enterprise Holdings Trust accounts are audited by Queensland Audit Office.

#### **QUT bluebox Pty Ltd**

Qut bluebox Pty Ltd is a subsidiary of QUT Enterprise Holdings Trust.

QUT bluebox Pty Ltd was established in 2006 to act as the corporate trustee for QUT bluebox Trust. The company did not trade in 2007. The accounts are presented to QUT Enterprise Holdings and consolidated into the accounts of QUT Enterprise Holdings Trust. QUT bluebox Pty Ltd is audited by Queensland Audit Office.

#### **QUT bluebox Trust**

QUT bluebox Trust was established in 2006 to manage commercialisation activities on behalf of QUT. Under an agreed management and governance framework, QUT bluebox Trust will make decisions in relation to registration and use of intellectual property and the establishment of spin-off companies.

The Trust traded in 2007. The accounts are presented to QUT Enterprise Holdings and consolidated with QUT Enterprise Holdings Trust. QUT bluebox Trust accounts are audited by Queensland Audit Office.

Note: see also Financial Statements, page 91.

# INTERNATIONAL TRAVEL REPORT: 2007

Name	Position	Destination(s)	Purpose of Travel	Duration	Estimated Cost at Time of Approval
<b>ADMINISTRATIVE SERVICES</b>					
T BARTLETT	SECURITY SYSTEMS OFFICER	HAMILTON, CHRISTCHURCH, DUNEDIN - NEW ZEALAND	RECIPIENT OF TEFMA / PROSYS SECURITY SCHOLARSHIP. TO UNDERTAKE STUDY TOUR OF TERTIARY INSTITUTIONS IN NZ TO IMPROVE KNOWLEDGE OF CONTEMPORARY SECURITY MANAGEMENT ISSUES IN THE TERTIARY EDUCATION SECTOR	18 - 24 NOV 07	2,280
M BLOXSOM	CLIENT SERVICE OFFICER	KUALA LUMPUR - MALAYSIA	MARKETING - INCLUDES EXHIBITION, SHOW, EXPO, RECRUITMENT, INTERVIEWS	1 - 8 MAR 07	3,205
J CHAPPLE	ACTING EXAMINATIONS CO-ORDINATOR	AUCKLAND - NEW ZEALAND	ATTEND EXAM SCHEDULERS CONFERENCE IN AUCKLAND	29 AUG - 1 SEP 07	1,616
C DICKENSON	REGISTRAR	KUALA LUMPUR - MALAYSIA	OVERSEAS GRADUATION, ATTEND VARIOUS MEETINGS AND ALUMNI EVENTS	21 - 28 APR 07	8,597
J DOUTRE	PROJECTS & SCHOLARSHIPS	LONDON, SPAIN, IRELAND	PRESENT PAPER AND ATTEND SECOND INTERNATIONAL CONFERENCE ON INTERDISCIPLINARY SOCIAL SCIENCES	22 JUN - 19 JUL 07	3,584
B FENN	ASSOCIATE DIRECTOR, OPERATIONS	DUNEDIN - NEW ZEALAND	ATTEND TEFMA WORKSHOP ON STRATEGIC ASSET MANAGEMENT	3 - 7 MAR 07	1,958
A FROWD	DIRECTOR FACILITIES MANAGEMENT	CHRISTCHURCH, DUNEDIN - NEW ZEALAND	TEFMA BOARD MEETING	9 - 14 MAR 07	2,813
A FROWD	DIRECTOR FACILITIES MANAGEMENT	CAPE TOWN - SOUTH AFRICA	ATTEND HEFMA CONFERENCE, VISIT CAPE TOWN UNIS TO BUILD RELATIONSHIPS AND ASSIST WITH DEVELOPMENT OF BETTER FM PRACTICES IN SOUTHERN AFRICA	5 - 27 OCT 07	6,500
A FROWD	DIRECTOR FACILITIES MANAGEMENT	CHRISTCHURCH - NEW ZEALAND	TEFMA BOARD MEETING	8 - 11 DEC 07	2,050
E GIBSON	INTERNATIONAL CAREERS COUNSELLOR	MALAYSIA & SINGAPORE	EMPLOYER VISITS AND GRADUATIONS	17 - 28 APR 07	4,569
E GIBSON	INTERNATIONAL CAREERS COUNSELLOR	SINGAPORE	PRESENT PAPER AND ATTEND WACE INTERNATIONAL CONFERENCE	25 JUN 07 - 1 JUL 07	3,948
E GIBSON	INTERNATIONAL CAREERS COUNSELLOR	TAIPEI - TAIWAN	DEVELOPMENT OF MENTOR PROGRAM AND EMPLOYER VISITS	26 AUG - 3 SEP 07	4,264
C GOODWIN	ASSISTANT CEREMONIES OFFICER	MALAYSIA & SINGAPORE	CONDUCT GRADUATION CEREMONIES	20 - 29 APR 07	5,672
C GOODWIN	ASSISTANT CEREMONIES OFFICER	CHINA, HONG KONG, TAIWAN	CONDUCT GRADUATION CEREMONIES	24 MAY - 3 JUN 07	4,032
D GULLO	SNR HR OFFICER, WORKFORCE PLANNING	WELLINGTON - NEW ZEALAND	WORKSHOP FOR NEW ZEALAND UNIVERSITIES BENCHMARKING PROGRAM	13 - 15 FEB 07	315

					Estimated Cost at Time of Approval
Name	Position	Destination(s)	Purpose of Travel	Duration	
M KELLY	EQUITY COORDINATOR	AUCKLAND - NEW ZEALAND	ATTEND INTERNATIONAL BENCHMARKING MEETING IN NEW ZEALAND	14 - 17 FEB 07	1,490
A KING	PROJECT OFFICER	SPAIN	PRESENT PAPER AT INTERNATIONAL CONFERENCE OF INTERDISCIPLINARY SOCIAL SCIENCES	6 JUL - 18 AUG 07	3,490
Y LAI	INTERNATIONAL STUDENT ADVISOR	HONG KONG & CHINA	MANDARIN LANGUAGE ADVANCEMENT PROGRAM	1 JAN - 5 FEB 07	6,630
Y LAI	INTERNATIONAL STUDENT ADVISOR	KUALA LUMPUR - MALAYSIA, KUCHING - SINGAPORE	CONFERENCE	20 JUN - 2 JUL 07	4,679
A MCALPINE	POSTGRADUATE CAREERS COUNSELLOR	BOSTON, NEW YORK, KINGSTON, MONTREAL, TORONTO - USA	PDP - BEST PRACTISE IN CAREERS - NORTH AMERICA	23 MAY - 19 JUN 07	9,654
B MCCALLUM	ASSOCIATE DIRECTOR, STUDENT BUSINESS SERVICES	CHINA	INTERNATIONAL STUDENT RECRUITMENT	2 - 13 MAR 07	4,088
B MCCALLUM	ASSOCIATE DIRECTOR, STUDENT BUSINESS SERVICES	WELLINGTON - NEW ZEALAND	HEADS OF STUDENT ADMINISTRATION CONFERENCE	21 - 26 AUG 07	2,315
C MCCOWAN	MANAGER CAREERS & EMPLOYMENT	PARO - BHUTAN	MEETING WITH GOVERNMENT HEADS OF HEALTH, EDUCATION & EMPLOYMENT TO DISCUSS LINKING WITH QUT	8 - 20 AUG 07	8,949
C MCCOWAN	MANAGER CAREERS & EMPLOYMENT	MAASTRICHT - BELGIUM, LONDON - UNITED KINGDOM, SCOTLAND	PRESENTATION OF PAPER AT E PORTFOLIO MAASTRICHT CONFERENCE, PRE CONFERENCE EPORTFOLIO SUMMIT IN LONDON, PART OF THE AUSTRALIAN TEAM TO THE INTERNATIONAL SYMPOSIUM ON CAREER DEVELOPMENT	12 - 28 OCT 07	8,934
I REPCSIK	CEREMONIES OFFICER	CHINA, HONG KONG, TAIWAN	CONDUCT GRADUATION CEREMONIES	24 MAY - 3 JUN 07	4,032
<b>BUILT ENVIRONMENT AND ENGINEERING</b>					
C ADAM	RESEARCH FELLOW	THAILAND, CHINA, TAIWAN, HONG KONG	ATTEND ISB2007 CONGRESS & WACBE CONFERENCE & VISIT BIOTECHNICAL LABS	30 JUN - 13 JUL 07	9,094
W AHMED	VISITING FELLOW	JAPAN, CHINA	INT'L SYMPOSIUM CONFERENCE	8 - 16 SEP 07	2,125
D BAKER	ASSOCIATE PROFESSOR	USA, NEW ZEALAND	CONFERENCE PARTICIPATION	17 JUN - 7 JUL 07	9,429
D BAKER	ASSOCIATE PROFESSOR	SINGAPORE	CONFERENCE	11 - 17 SEP 07	1,450
D BAKER	ASSOCIATE PROFESSOR	USA	CONFERENCE, MEETING	8 OCT - 2 NOV 07	9,114
J BANKS	LECTURER	HONG KONG	CONFERENCE PRESENTATION, IEEE MEETING	13 - 18 MAR 07	1,656
H BECK	PROJECT MANAGER	SINGAPORE	WORLD CONFERENCE ON EDUCATION	24 - 30 JUN 07	4,807
J BELL	ASSISTANT DEAN	MIDDLE EAST	PROMOTING RESEARCH COLLABORATION	30 APR - 10 MAY 07	13,793
J BELL	ACTING DEAN - BEE	EUROPE	CONFERENCE, UNIVERSITY MEETINGS	4 - 16 SEP 07	18,653

					Estimated Cost at Time of Approval
Name	Position	Destination(s)	Purpose of Travel	Duration	
J BELLAS	SESSIONAL ACADEMIC	DUBAI	STUDY TOUR	25 NOV - 5 DEC 07	1,384
T BLACKLER	LECTURER	HONG KONG	CONFERENCE	9 - 16 NOV 07	3,472
A BLAKE	LECTURER	DUBAI	STUDY TOUR	25 NOV - 5 DEC 07	4,302
W BOLES	ASSOCIATE PROFESSOR	SINGAPORE	15TH WORLD CONFERENCE	24 - 30 JUN 07	5,182
A BRIDGE	SENIOR LECTURER	LONDON, BRISTOL	CONFERENCE IIR	12 - 25 JUL 07	4,435
D BUISSON	ASSISTANT DEAN, ER	NEW ZEALAND	ATTENDING CONFERENCE	7 - 10 MAR 07	150
D BUISSON	ASSISTANT DEAN, ER	INDONESIA, SINGAPORE	ATTENDING MEETINGS AT INDO UNIVERSITY, ALUMNI FUNCTION SINGAPORE	23 - 28 APR 07	6,428
D BUISSON	ASSISTANT DEAN, ER	EUROPE	MARKETING	2 - 21 SEP 07	23,394
D CAMPBELL	ASSOCIATE PROFESSOR	MIT, CAMBRIDGE MA - USA	CDIO CONFERENCE - FURTHER DISCUSSIONS AND NETWORKING AT MIT	9 - 17 JUN 07	5,681
D CAMPBELL	ASSOCIATE PROFESSOR	FRANCE, USA	CONFERENCE	23 SEP - 14 OCT 07	9,470
G CHADWICK	LECTURER	SINGAPORE	EXPO AND AGENT VISITS	11 - 14 OCT 07	2,595
M CHAMORRO-KOCC	ASSOCIATE PROFESSOR	HONG KONG	CONFERENCE	9 - 16 NOV 07	3,127
T CHAN	SENIOR LECTURER	TAIWAN	CONFERENCE	28 NOV - 1 DEC 07	1,540
T CHAN	SENIOR LECTURER	NANJING - CHINA	HMSME 2007 CONFERENCE	13 - 19 OCT 07	2,608
S DE SILVA	SESSIONAL ACADEMIC	BANGALORE - INDIA	CONFERENCE	1 - 8 NOV 07	500
N DEMIRBILEK	SENIOR LECTURER	HONG KONG, TURKEY	TEACHING HONG KONG, PDL TURKEY	6 APR - 24 JUL 07	7,800
P DEN RONDEN	LECTURER	SINGAPORE	15TH WORLD CONFERENCE	26 - 29 JUN 07	3,100
G D'ESTE	ADJUNCT PROFESSOR	BANGKOK, THAILAND	PRESENT PAPER & RESEARCH	14 - 21 AUG 07	2,565
R DROGEMULLER	PROFESSOR	PORTUGAL	PRESENTING PAPER AT INTERNATIONAL WORKSHOP	26 MAR - 2 APR 07	7,900
R DROGEMULLER	PROFESSOR	LONDON - UNITED KINGDOM	IAI CONFERENCE	14 - 22 APR 07	6,743
R DROGEMULLER	PROFESSOR	NEW ZEALAND	CONFERENCE PARTICIPATION	22 - 23 AUG 07	1,563
R DROGEMULLER	PROFESSOR	GERMANY	WORKSHOP & CONFERENCE	22 - 30 SEP 07	6,840
R DROGEMULLER	PROFESSOR	BRAZIL	IAI CONFERENCE	9 - 22 JUL 07	9,240
R DROGEMULLER	PROFESSOR	HONG KONG	CONFERENCE POLYTECH UNIVERSITY	18 - 24 NOV 07	3,707
K DUNGEY	RESEARCH ASSISTANT	SINGAPORE	CONFERENCE	11 - 16 SEP 07	1,802
E FINBOW	ACTING MARKETING OFFICER	THAILAND	EDNET EVENT	5 - 9 OCT 07	2,637
J FRAZER	HEAD OF SCHOOL	LONDON - UNITED KINGDOM	MEETING WITH CISCO TEAM	29 JUN - 8 JUL 07	4,674
J FRAZER	HEAD OF SCHOOL	BEIJING - CHINA	HPBAD WORKSHOP	16 - 25 OCT 07	4,579
S GARD	ASSOCIATE LECTURER	HONG KONG	RESEARCH CRC-CI	10 - 15 APR 07	3,569
A GHOSH	PROFESSOR	TAMPA, DENVER, LA - USA	PESC AND PES-GM CONFERENCES	17 JUN - 1 JUL 07	9,400
L GONZALEZ TORO	LECTURER	JYVASKYLA - FINLAND	SPEAKER AT EUROGEN CONFERENCE AND WORKING WITH PROFESSOR PERIAUX	7 - 28 JUN 07	0
L GONZALEZ TORO	LECTURER	MEXICO, COLOMBIA	STUDENT EXPO	11 - 25 SEP 07	8,354
A GOONETILLEKE	ASSOCIATE PROFESSOR	BRAZIL	11TH INT'L CONFERENCE	24 AUG - 3 SEP 07	7,727

					Estimated Cost at Time of Approval
Name	Position	Destination(s)	Purpose of Travel	Duration	
A GOONETILLEKE	ASSOCIATE PROFESSOR	RHODE ISLAND - USA	ASABE CONFERENCE	19 - 29 OCT 07	8,274
B GOSS	SENIOR RESEARCH FELLOW	LOS ANGELES, SAN DIEGO, DALLAS, ZURICH, LONDON	CONFERENCE & GRANT APPLICATION	10 - 22 FEB 07	7,405
Y GU	LECTURER	OSAKA - JAPAN	APCOM 07 CONFERENCE	2 - 7 DEC 07	3,500
P GUDIMETLA	LECTURER	INDIA - VIZAG, DELHI, PUNE, MUMBAI	RESEARCH COLLABORATIONS, TRAINING & A/L	17 NOV - 12 JAN 08	11,000
D HARGREAVES	HEAD OF ES SCHOOL	CANTERBURY - NEW ZEALAND	ACCREDITATION VISIT FOR ENGINEERS NEW ZEALAND	5 - 12 MAY 07	0
P HEDLEY	SENIOR LECTURER	SINGAPORE	AUSTRADE FAIR	14 - 19 MAR 07	2,507
P HEDLEY	SENIOR LECTURER	MALAYSIA	VISIT COLLEGES, EDUCATION FAIR AND IDP MALAYSIA FAIR	13 - 22 MAY 07	3,544
P HEDLEY	SENIOR LECTURER	AUCKLAND - NEW ZEALAND	IDEA CONFERENCE	1 - 7 JUL 07	3,161
P HEDLEY	SENIOR LECTURER	KUALA LUMPUR - MALAYSIA	MEDIATOR FOR INTERIOR DESIGN COURSE	3 - 8 DEC 07	1,801
S JACOB	INTERNATIONAL RECRUITMENT AND PROMOTION COORDINATOR	CHINA, INDIA	RECRUITMENT AND AGENT VISITS	1 - 21 MAR 07	8,762
S JACOB	INTERNATIONAL RECRUITMENT AND PROMOTION COORDINATOR	CHINA	INTERNATIONAL MARKETING, PROMOTIONS AND VISIT AGENTS	15 - 24 OCT 07	4,331
S JACOB	INTERNATIONAL RECRUITMENT AND PROMOTION COORDINATOR	KOREA, BAHRAIN, SAUDI ARABIA, KUWAIT	INTERNATIONAL MARKETING, PROMOTIONS AND VISIT AGENTS	31 OCT - 15 NOV 07	11,037
Y JAY	ASSOCIATE PROFESSOR	SOUTH AFRICA	CIB WORLD CONGRESS PAPER PRESENTATION	13 - 19 MAY 07	4,463
K JEROME	LECTURER	AUCKLAND - NEW ZEALAND	PRESENTATION OF TWO PAPERS	4 - 7 JUL 07	2,284
H JHAMB	CASUAL ACADEMIC STAFF	SINGAPORE	TEACHING	21 - 28 SEP 07	2,714
R JOHANNES	POST DOCTORAL RESEARCH FELLOW	AUCKLAND - NEW ZEALAND	AUST. & NEW ZEALAND ORTHOPAEDIC RESEARCH SOCIETY	16 - 19 OCT 07	845
R KENNEDY	DIRECTOR	SINGAPORE, KUALA LUMPUR	RESEARCH, CONFERENCE	1 - 9 NOV 07	4,602
T KLEIN	POST DOCTORAL RESEARCH FELLOW	AUCKLAND - NEW ZEALAND	AUST. & NEW ZEALAND ORTHOPAEDIC RESEARCH SOCIETY	16 - 20 OCT 07	1,196
B KRAAL	RESEARCH FELLOW	HONG KONG	CONFERENCE	11 - 16 NOV 07	2,836
A KUMARASURIYAR	LECTURER	SINGAPORE, INDIA	EXHIBITION & PROMOTION	21 AUG - 3 SEP 07	5,572
G LEDWICH	CHAIR IN POWER ENGINEERING	TAMPA, DENVER, LA - USA	PESC AND PES-GM CONFERENCES	17 JUN - 1 JUL 07	10,500
G LEDWICH	CHAIR IN POWER ENGINEERING	LANGKAWI - MALAYSIA	CIGRE MEETING	1 - 6 MAY 07	3,338



					Estimated Cost at Time of Approval
Name	Position	Destination(s)	Purpose of Travel	Duration	
W LEE	POST DOCTORAL RESEARCH FELLOW	HONG KONG, VANCOUVER - CANADA	ATTENDING 2 CONFERENCES OF HUMAN CONTACT INTERFACE 22- 27 JULY 07 AND INT'L SOCIETY OF PROSTHETICS & ORTHOTIS 28-3 AUG-07	19 JUL - 19 AUG 07	2,991
W LEE	POST DOCTORAL RESEARCH FELLOW	HONG KONG	ATTENDING 2 CONFERENCES OF HUMAN CONTACT INTERFACE, INVITED SPEAKER, 22-27 JULY) & INTERNATIONAL SOCIETY OF PROSTHETICS, ORTHOTICS (2 JULY -3 AUG)	19 JUL - 19 AUG 07	7,556
A LEONTAKIANAKOS	SENIOR LECTURER	HOUSTON, TEXAS - USA	CORPORATE COURSE DELIVERY	9 - 20 NOV 07	0
J LI	VISITING FELLOW	AUCKLAND - NEW ZEALAND	AUST. & NEW ZEALAND ORTHOPAEDIC RESEARCH SOCIETY	16 - 20 OCT 07	854
J LITTLE	POST DOCTORAL RESEARCH FELLOW	UNITED KINGDOM, SCOTLAND	SCOLIOSIS RESEARCH SOCIETY MEETING, BIOMED 2007 MEETING (PODIUM PRESENTATION), VISITING TO OCER AT UNIVERSITY OF OXFORD (INVITED PRESENTATION VISIT TO ENSAM)	24 AUG - 20 SEP 07	10,397
J LYALL	SENIOR LECTURER	HONG KONG, FRANCE, UNITED KINGDOM	PAPER PRESENTATION	21 JUN - 31 JUL 07	13,330
J LYALL	SENIOR LECTURER	CHENGDU - CHINA	PRESENTATION AT SCHIEDER TRADE SHOW	8 - 16 APR 07	0
L MA	ASSOCIATE PROFESSOR	MANCHESTER - UNITED KINGDOM & HELSINKI - FINLAND	WORLD CONGRESS ON ENG. ASSET MANAGEMENT, PRESENTING TWO SEMINARS AT VIT FINLAND	9 - 22 JUN 07	9,100
L MA	ASSOCIATE PROFESSOR	JAPAN, CHINA	CONFERENCE PARTICIPATION	4 - 13 AUG 07	4,907
L MA	ASSOCIATE PROFESSOR	SHANGHAI, BEIJING - CHINA	LECTURING AT SJTU & ORGANISING WCEAM08	20 OCT - 7 NOV 07	6,622
M MAHENDRAN	PROFESSOR	MALAYSIA	SEMINAR & RESEARCH WITH STEEL	25 - 31 AUG 07	2,878
M MAHENDRAN	PROFESSOR	SINGAPORE	PRESENTING PAPER & CONFERENCE	4 DEC - 2 JAN 08	6,960
X MAO	VISITING FELLOW	AUCKLAND - NEW ZEALAND	AUST. & NEW ZEALAND ORTHOPAEDIC RESEARCH SOCIETY	16 - 20 OCT 07	854
S MATHEWS	RESEARCH FELLOW	SAN FRANCISCO, LOUISVILLE - USA	INDUSTRY VISIT AND CONFERENCE	17 - 29 MAR 07	4,878
S MAYERE	LECTURER	WISCONSIN - USA	PRESENT PAPER AT ACSP CONFERENCE	13 - 21 OCT 07	3,901
M MCAULIFFE	ASSOCIATE LECTURER	SPAIN	CONFERENCE	23 - 30 OCT 07	5,417
C MECHEFSKE	PROFESSOR	CANADA TO BRISBANE	DISCUSSING FUTURE COLLABORATIVE RESEARCH PROJECTS	9 - 20 APR 07	8,369
C MECHEFSKE	PROFESSOR	AUSTRALIA - PERTH, BRISBANE	UWA & QUT RESEARCH COLLABORATIONS	25 NOV - 6 DEC 07	6,916
X MIAO	ASSOCIATE PROFESSOR	SHANGHAI - CHINA	PACRIM 7 CONFERENCE	11 - 24 NOV 07	2,400
S MISHRA	SENIOR LECTURER	AUCKLAND - NEW ZEALAND	ANZORS CONFERENCE	16 - 20 OCT 07	1,782

Name	Position	Destination(s)	Purpose of Travel	Duration	Estimated Cost at Time of Approval
S MISHRA	SENIOR LECTURER	INDIA	PRESENTATION OF A RESEARCH PAPER AT APSICON 2007 AND SHORT PDL TO COLLABORATE AT KING GEORGE MEDICAL UNIVERSITY	27 NOV - 28 JAN 08	2,370
N MOTTA	ADJUNCT PROFESSOR	ROME	SEMINAR, MEETING	10 NOV - 19 JAN 08	3,199
A NAMI	RESEARCH ASSISTANT	SINGAPORE	CONFERENCE	3 - 7 DEC 07	2,535
A NATAATMADJA	SENIOR LECTURER	CARACAS	XIII PAN AMERICAN CONFERENCE	13 - 22 JUL 07	5,259
D NIELSEN	RESEARCH ASSISTANT	HONG KONG	RESEARCH CRC-CI	10 - 15 APR 07	3,569
S ONG	PROFESSOR	SINGAPORE - BRISBANE	DISCUSS POSITION WITH HOS	21 - 25 JUL 07	2,161
B OYEGOKE	RESEARCH FELLOW	WINCHESTER - UNITED KINGDOM	IEEE CONFERENCE - PRESENTING 2 PAPERS	6 - 14 JUL 07	6,837
E PALMER	SENIOR LECTURER	HAWAII	PRESENTATION OF PAPER	11 - 21 APR 07	1,521
V PATHAK	LECTURER	INDIA	INT'L CONFERENCE & VISITS	13 DEC - 8 JAN 08	3,635
M PEARCY	PROFESSOR	TOKYO	CONFERENCE PARTICIPATION	27 OCT - 9 NOV 07	1,814
H PENG	VISITING FELLOW	AUCKLAND - NEW ZEALAND	AUST. & NEW ZEALAND ORTHOPAEDIC RESEARCH SOCIETY	16 - 20 OCT 07	854
V POPOVIC	PROFESSOR	AMERICA	CONFERENCE PARTICIPATION	27 APR - 7 MAY 07	6,680
V POPOVIC	PROFESSOR	HONG KONG	CONFERENCE	10 - 17 NOV 07	5,204
V POPOVIC	PROFESSOR	USA	CONFERENCE PARTICIPATION	15 - 26 OCT 07	7,194
V POPOVIC	PROFESSOR	SOUTH KOREA	VISIT KAIST AND ATTEND GWANGJU BIENNALE	1 - 7 OCT 07	0
P SANDERS	LECTURER	HONG KONG	LECTURING & MARKETING	4 - 13 FEB 07	3,362
P SANDERS	LECTURER	HONG KONG	LECTURING	26 MAR - 2 APR 07	2,325
P SANDERS	LECTURER	LONDON - UNITED KINGDOM	COURSE BENCHMARKING	18 - 26 JUN 07	4,741
P SANDERS	SENIOR LECTURER	HONG KONG	IASDR 2007 CONFERENCE	9 - 16 NOV 07	2,690
Y SANTO	LECTURER	HONG KONG	LECTURING & MARKETING	26 MAR - 2 APR 07	2,426
Y SANTO	LECTURER	SAN FRANCISCO, LOS ANGELES - USA	CONFERENCE & SCHOOL VISITS	14 - 22 OCT 07	4,917
B SCHMUTZ	POST DOCTORAL RESEARCH FELLOW	AUCKLAND - NEW ZEALAND	THE 6TH BIENNIAL AUSTRALASIAN BIOMECHANICS CONFERENCE (ABC6)	14 - 18 FEB 07	1,440
B SCHMUTZ	POST DOCTORAL RESEARCH FELLOW	SWITZERLAND	PROJECT MEETINGS, WORK WITH RESEARCH PARTNERS IN SWITZERLAND	22 JUN - 22 JUL 07	5,523
B SCHMUTZ	RESEARCH FELLOW	HONOLULU - HAWAII	PRESENTATION OF CONFERENCE PAPER AND CONFERENCE ATTENDANCE	21 - 26 OCT 07	4,845
B SCHMUTZ	RESEARCH FELLOW	TOKYO - JAPAN	PRESENTATION OF CONFERENCE PAPER AND CONFERENCE ATTENDANCE	5 - 8 NOV 07	4,091
M SCHWETZ	PROFESSOR	NEW ZEALAND	ROYAL AUSTRALASIAN COLLEGE OF SURGEONS 76TH ANNUAL SCIENTIFIC MEETING	6 - 8 MAY 07	900
A SCOTT	LECTURER	LOUGHBOROUGH & LONDON - UNITED KINGDOM	BENCHMARKING OF DEGREE SHOWS	16 - 25 JUN 07	5,866

Name	Position	Destination(s)	Purpose of Travel	Duration	Estimated Cost at Time of Approval
L SHUTTER	INTERNATIONAL DIRECTOR ER - SENIOR LECTURER	HONG KONG	LECTURING & MARKETING	4 - 13 FEB 07	3,552
L SHUTTER	SENIOR LECTURER	HONG KONG	CONFERENCE, TRAINING LECTURING	15 - 19 JUN 07	2,830
L SHUTTER	SENIOR LECTURER	CHINA	CONSULTANCY PROJECT	17 - 21 DEC 07	0
R SITU	SENIOR RESEARCH ASSOCIATE	CHINA - SHANGHAI	VISIT UNITED TECHNOLOGIES AND JIAO TONG & TSINGHAI UNIVERSITIES	23 JUL - 19 AUG 07	500
P SMITH	LECTURER	WELLINGTON - NEW ZEALAND	IDEA CONFERENCE	30 JUN - 7 JUL 07	0
D SMITH	SENIOR LECTURER	WELLINGTON - NEW ZEALAND & SYDNEY	IDEA CONFERENCE	30 JUN - 9 JUL 07	0
D SMITH	SENIOR LECTURER	INDONESIA	TEACHING	18 - 26 NOV 07	2,600
D SMITH	SENIOR LECTURER	HONG KONG	TEACHING AT CITY UNIVERSITY	1 - 12 DEC 07	3,632
R STECK	SENIOR RESEARCH FELLOW	SYDNEY, SAN FRANCISCO, SAN DIEGO	PRESENTATION AT PRE-ORS MEETING ON COMPUTATIONAL METHODS IN ORTHOPAEDIC BIOMECHANICS AND REPRESENTATION OF TRAUMATOLOGY RESEARCH GROUP AT THE ORS MEETING IN SAN DIEGO	07- 21 FEB 07	5,112
R STECK	SENIOR RESEARCH FELLOW	AUCKLAND - NEW ZEALAND	AUST. & NEW ZEALAND ORTHOPAEDIC RESEARCH SOCIETY	16 - 20 OCT 07	1,240
T STEINBERG	PROFESSOR	OSAKA, NAGOYA, SAPPORO - JAPAN	CONFERENCES & RESEARCH FACILITY VISITS	20 OCT - 4 NOV 07	7,785
N STEVENS	SENIOR RESEARCH ASSOCIATE	SINGAPORE	CONFERENCE	11 - 17 SEP 07	1,552
S SUGIYAMA	RESEARCH FELLOW	LOS ANGELES, SAN DIEGO - USA	TO ATTEND THE 53RD ANNUAL MEETING OF THE ORTHOPAEDIC RESEARCH SOCIETY	10 - 18 FEB 07	6,070
C SUSILAWATI	LECTURER	BANGKOK	INT'L CONFERENCE WORKSHOPS	22 - 25 JUL 07	1,825
C TAN	ASSOCIATE PROFESSOR	INDONESIA	INT'L COLLABORATION PROG IN MASTER OF MANAGEMENT TECH	14 - 20 JAN 07	4,280
C TAN	ASSOCIATE PROFESSOR	INDONESIA	QLD EXPO 2007	2 - 6 MAR 07	2,691
A TAN	ASSOCIATE LECTURER	JAKARTA, YOGYAKARTA - INDONESIA	COLLABORATIONS	4 - 9 JUN 07	2,868
A TAN	PROFESSOR	INDONESIA	CONFERENCE	24 - 29 SEP 07	2,566
T TANG	SENIOR LECTURER	MALAYSIA, SINGAPORE	QUT INTERNATIONAL MARKETING	11 - 27 JAN 07	3,877
T TANG	SENIOR LECTURER	VIETNAM, MALAYSIA	INTERNATIONAL MARKETING, PROMOTIONS AND VISIT UITM	6 - 20 JUL 07	4,395
T TANG	SENIOR LECTURER	MALAYSIA	INTERNATIONAL STUDENT RECRUITMENT EVENTS	22 - 29 OCT 07	2,691
T TANG	SENIOR LECTURER	AUCKLAND - NEW ZEALAND	FACILITATE IDC EMC SHORT COURSE	7 - 10 NOV 07	0
M TAYLOR	SENIOR LECTURER	WELLINGTON - NEW ZEALAND	EXTERNAL EXAMINER	28 - 31 MAY 07	0
M TAYLOR	SENIOR LECTURER	WELLINGTON -NEW ZEALAND	EXTERNAL EXAMINER FOR VICTORIA UNIVERSITY	30 JUL - 2 AUG 07	0

					Estimated Cost at Time of Approval
Name	Position	Destination(s)	Purpose of Travel	Duration	
M TAYLOR	SENIOR LECTURER	UNITED KINGDOM, USA, GERMANY, CANADA	EXTERNAL EXAMINER	31 AUG - 21 SEP 07	10,748
M TAYLOR	SENIOR LECTURER	WELLINGTON - NEW ZEALAND	EXTERNAL EXAMINER	24 - 27 OCT 07	440
T TESFAMICHAEL	LECTURER	ATLANTA, SEATTLE - USA	IEEE SENSORS CONFERENCE 07	27 OCT - 6 NOV 07	5,800
D THAMBIRATNAM	PROFESSOR	ISTANBUL	CONFERENCE PARTICIPATION	28 MAY - 10 JUN 07	5,692
E THOMAS	ADJUNCT PROFESSOR	RHODE ISLAND - USA	ASABE CONFERENCE	19 - 29 OCT 07	7,920
S THOMSON	COURSE COORDINATOR/ SENIOR LECTURER	HONG KONG, TOKYO	LECTURING & MARKETING	2 - 12 FEB 07	3,597
S THOMSON	LECTURER	HONG KONG	LECTURING	26 MAR - 2 APR 07	2,326
B TRIGUNARSYAH	ASSOCIATE PROFESSOR	UNITED KINGDOM	PRESENT PAPER IN CONFERENCE	14 - 20 JUL 07	5,000
A WALKER	RESEARCH FELLOW	SINGAPORE	CONFERENCE	11 - 17 SEP 07	1,552
A WALKER	RESEARCH FELLOW	NETHERLANDS	RESEARCH	8 - 16 OCT 07	5,417
B WILLIAMSON	SENIOR LECTURER	HONG KONG	TEACHING	2 - 13 NOV 07	3,350
A WILSON	LECTURER	HONG KONG, TOKYO	LECTURING & MARKETING	2 - 12 FEB 07	3,441
A WILSON	LECTURER	HONG KONG	LECTURING	26 MAR - 2 APR 07	2,426
A WILSON	LECTURER	TOKYO, JAPAN	BN32 DISCUSSIONS	5 - 15 JUL 07	0
M WRIGHT	ER COORDINATOR	INDONESIA	PRE-DEPARTURE TRAINING FOR IASTP INDONESIAN PARTICIPANTS	14 - 17 JAN 07	5,194
M WRIGHT	PROJECT MANAGER	CHINA	INTERNATIONAL RECRUITMENT	13 - 29 JUN 07	2,684
M WRIGHT	PROJECT MANAGER	JAKARTA	FURTHER BEE, INDONESIAN COLLABORATIONS	4 - 9 JUN 07	1,988
M WRIGHT	PROJECT MANAGER	VIETNAM	INTERNATIONAL RECRUITMENT	13 - 18 JUL 07	2,352
M WRIGHT	PROJECT MANAGER	INDONESIA, INDIA	AUSAID & STUDENT RECRUITMENT	13 - 30 NOV 07	10,002
C YAN	SENIOR LECTURER	SINGAPORE	LECTURING & RESEARCH COLLABORATION	10 - 15 NOV 07	980
J YANG	ASSOCIATE PROFESSOR	CHINA	INTERNATIONAL PARTNERSHIP COLLABORATION	29 JUN - 7 JUL 07	5,700
P YARLAGADDA	PROFESSOR	SINGAPORE, INDIA	TEACHING, ATTEND GLOBAL CONFERENCE	9 - 22 MAR 07	5,740
P YARLAGADDA	PROFESSOR	POLAND	WORLDWIDE CONGRESS	24 MAY - 1 JUN 07	3,220
P YARLAGADDA	PROFESSOR	SINGAPORE, THAILAND	TEACHING	20 - 28 SEP 07	3,801
P YARLAGADDA	PROFESSOR	SINGAPORE, KOREA	CONFERENCE & MEETINGS	5 - 18 OCT 07	6,665
P YARLAGADDA	PROFESSOR	BANGKOK - THAILAND	INTERNATIONAL AGRICULTURAL ENGINEERING CONFERENCE (CANCELLED)	30 NOV - 7 DEC 07	3,778
S YASUHIRO	LECTURER	HONG KONG	LECTURING & MARKETING	6 - 14 FEB 07	2,452
T YIGITCANLARY	LECTURER	MINNEAPOLIS - USA	CONFERENCE & PRESENTING PAPER	20 - 27 AUG 07	4,405
T YIGITCANLARY	LECTURER	MEXICO	CONFERENCE	15 - 24 OCT 07	4,155
S YONG	RESEARCH FELLOW	SINGAPORE	IEEE CONFERENCE (IEEM2007)	2 - 6 DEC 07	3,200
F ZARE	LECTURER	JAPAN	PRESENTING PAPERS AT PCC CONFERENCE	1- 14 APR 07	1,121

					Estimated Cost at Time of Approval
Name	Position	Destination(s)	Purpose of Travel	Duration	
F ZARE	LECTURER	DENMARK	CONFERENCE & VISITS	29 AUG - 10 OCT 07	4,187
F ZARE	LECTURER	HONOLULU	CONFERENCE PARTICIPATION	6 - 15 JUL 07	7,143
S ZHANG	RESEARCH FELLOW	HARROGATE - UNITED KINGDOM	WCEAM - CM 2007 - PRESENTING PAPERS, NETWORKING	9 - 18 JUN 07	5,880
BUSINESS					
L ANDREWS	LECTURER	NEW ZEALAND	ANZMAC CONFERENCE	30 NOV - 7 DEC 07	2,523
P BARNES	SENIOR LECTURER	JAPAN	DISCUSS DETAILS OF A SEMESTER 2 STUDENT EXCHANGE AND MEET WITH THE DEAN OF THE GRADUATE SCHOOL OF MEIJI UNIVERSITY	29 JAN - 4 FEB 07	4,213
J BARTLETT	LECTURER	AUSTRIA, UNITED KINGDOM	PRESENTING AT EGOS AND ICPR CONFERENCE	29 JUN - 13 JUL 07	9,159
A BEATSON	LECTURER	ICELAND, UNITED KINGDOM, KOREA	EMAC CONFERENCE, MEETING AND WORKING ON RESEARCH PAPERS	18 MAY - 20 JUN 07	6,864
A BEATSON	LECTURER	NEW ZEALAND	ANZMAC CONFERENCE AND DOCTORIAL COLLOQUIUM	28 NOV - 7 DEC 07	3,686
B BERNSTEIN	SENIOR LECTURER	AUSTRIA	EGOS CONFERENCE	20 JUN - 9 JUL 07	4,002
C BIANCHI	LECTURER	NEW ZEALAND	ANZMAC CONFERENCE	3 - 10 DEC 07	3,155
L BRADLEY	HEAD OF SCHOOL	SINGAPORE	ATTENDANCE AT INTERNATIONAL GRADUATIONS (ON BEHALF OF DEAN)	25 - 29 APR 07	2,466
L BRADLEY	HEAD OF SCHOOL	GERMANY	TRAVELLING TO MANNHEIM AS FACULTY OF BUSINESS REPRESENTATIVE FOR UNIVERSITY OF MANNHEIM 100TH CENTENARY CELEBRATION. THEN GOING TO FLENSBURG FOR PDL TO WORK WITH PROF SUSANNE ROYER	4 JUL - 29 SEP 07	5,444
M BRIGGS	LECTURER	NEW ZEALAND	ANZMAC CONFERENCE	2 - 7 DEC 07	2,982
K BROWN	DIRECTOR OF RESEARCH	GERMANY	PRESENTING A PAPER AT THE IRSPM XI CONFERENCE & MEETING WITH GRANT COLLABORATOR	30 MAR - 14 APR 07	6,979
K BROWN	DIRECTOR OF RESEARCH	UNITED KINGDOM	SECOND WORLD CONGRESS ON ENGINEERING ASSET MANAGEMENT	9 - 16 JUN 07	6,970
S BUCKBY	LECTURER	NEW ZEALAND	ANNUAL MEETING OF THE CAUDIT GROUP	18 - 19 OCT 07	897
G CASALI	ASSOCIATE LECTURER	MALAYSIA	6TH INT'L CONFERENCE ON CORP SOCIAL RESPONSIBILITY 11-14 JUNE	8 - 16 JUN 07	2,490
T CAVOLI	LECTURER	SINGAPORE, HONG KONG	APEA CONFERENCE AND WORKSHOP IN SINGAPORE	24 JUL - 2 AUG 07	1,428
A CHAN	SENIOR ADMINISTRATION OFFICER	CHINA, THAILAND	IDP EXHIBITIONS	14 - 26 MAR 07	7,256

Name	Position	Destination(s)	Purpose of Travel	Duration	Estimated Cost at Time of Approval
A CHAN	SENIOR ADMINISTRATION OFFICER	HONG KONG, MACAU	STUDENT RECRUITMENT TRIP TO HONG KONG & MACAU	28 JUN - 9 JUL 07	5,792
A CHAN	SENIOR ADMINISTRATION OFFICER	TAIWAN, CHINA, HONG KONG	INTERNATIONAL STUDENT RECRUITMENT	3 - 16 AUG 07	7,126
A CHAN	SENIOR ADMINISTRATION OFFICER	CHINA, KOREA, HONG KONG	STUDENT RECRUITMENT	13 OCT - 7 NOV 07	12,820
A CHAN	SENIOR ADMINISTRATION OFFICER	MALAYSIA, SINGAPORE	IDP EXHIBITIONS	10 - 15 DEC 07	3,724
A CHANG	SENIOR LECTURER	CHINA, TAIWAN	INDUSTRY EXPERIENCE AND DEVELOPMENT OF ARC LINKAGE PROPOSAL WITH INFORM & VISIT TAIWAN AND CHINA TO DEVELOP RESEARCH LINKAGES	28 APR - 30 JUN 07	12,428
T CHEESEMAN	TEAM LEADER	INDIA	MBA TOUR	27 NOV - 12 DEC 07	8,818
T CHRISTENSEN	SESSIONAL ACADEMIC	UNITED KINGDOM	TO COLLABORATE WITH PROF KENNETH LINDSAY FROM THE UNIVERSITY OF GLASGOW	27 DEC - 25 JAN 08	1,844
D CONROY	SENIOR LECTURER	USA, UNITED KINGDOM	BOOK LAUNCH, APSA CONFERENCE, INSTITUTE FOR VOLUNTEERING RESEARCH & COLLABORATIVE RESEARCH ON EMERGENCY MANAGEMENT VOLUNTEERS	23 MAR - 3 APR 07	1,500
M COX	LECTURER	THAILAND	IDP EXHIBITIONS	13 - 18 JUN 07	3,131
M COX	LECTURER	CHINA	IDP EXHIBITION	28 JUN - 8 JUL 07	6,487
M CRAWFORD	LECTURER	ITALY	ECPR CONFERENCE	1 - 17 SEP 07	5,028
C DALGLISH	SENIOR LECTURER	SOUTH AFRICA, MOZAMBIQUE	RESEARCH AND GUEST LECTURING	5 - 26 MAR 07	1,700
C DALGLISH	SENIOR LECTURER	SPAIN	BABSON CONFERENCE	5 - 12 JUN 07	5,755
P DAVIDSON	DEPUTY DIRECTOR	USA, NETHERLANDS, ESTONIA	SHELL CONSULTANCY, PRESENT PAPER AT 8TH INT'L CONFERENCE ON INT'L HR MANAGEMENT	25 MAY - 9 JUL 07	997
P DAVIDSSON	PROFESSOR	SWEDEN, SPAIN, GERMANY, USA	VISIT TO JONKOPING INT'L BUSINESS SCHOOL, BABSON CONFERENCE MADRID, MAX PLANCK SCHOLOSS RINGERG CONFERENCE GERMANY & TEACHING DOCTORAL PROGRAM USA	25 MAY - 21 JUL 07	10,409
P DAVIDSSON	PROFESSOR	USA	AOM CONFERENCE	2 - 10 AUG 07	5,516
E DOUGLAS	HEAD OF SCHOOL	NEW ZEALAND	AMBA ACCREDITATION PANEL - WAIKATO, VICTORIA, CANTERBURY UNIVERSITIES, NEW ZEALAND	14 - 24 MAR 07	1,285

					Estimated Cost at Time of Approval
Name	Position	Destination(s)	Purpose of Travel	Duration	
E DOUGLAS	HEAD OF SCHOOL	UNITED KINGDOM, USA	DMO PROJECT VISIT TO LONDON & ATTENDANCE AT AACSB INT'L CONFERENCE, TAMPA FLORIDA 22-24/4	16 - 27 APR 07	7,555
E DOUGLAS	HEAD OF SCHOOL	SPAIN	BABSON CONFERENCE	5 - 11 JUN 07	5,102
E DOUGLAS	HEAD OF SCHOOL	THAILAND	SASIN GRADUATE SCHOOL TEACHING	17 - 30 JUN 07	0
E DOUGLAS	HEAD OF SCHOOL	VIETNAM, THAILAND	MBA TOUR	20 - 24 NOV 07	2,464
J DRENNAN	SENIOR LECTURER	ICELAND, UNITED KINGDOM	EMAC CONFERENCE, PERSONAL TIME	18 - 30 MAY 07	7,160
J DRENNAN	SENIOR LECTURER	NEW ZEALAND	ANZMAC CONFERENCE	1 - 11 DEC 07	3,154
L DRENNAN	MBA DIRECTOR	GREECE, PORTUGAL, ITALY	EFMD CONFERENCE, SUSTAINABLE DEVELOPMENT CONFERENCE & INTRANSIT	15 - 30 APR 07	8,160
L DRENNAN	MBA DIRECTOR	INDIA, UNITED ARAB EMIRATES	MBA TOUR	20 NOV - 10 DEC 07	11,259
M DREW	PROFESSOR	VIETNAM	PBFEAM CONFERENCE IN VIETNAM IN JULY 2007	18 - 21 JUL 07	2,592
U DULLECK	ASSOCIATE PROFESSOR	SEVILLE - SPAIN	34TH EARIE CONFERENCE IN SPAIN & REVIEWING PAPERS IN AUSTRIA OR ITALY	4 - 24 SEP 07	6,739
A ELAM	POST DOCTORAL RESEARCH FELLOW	SPAIN	BABSON CONFERENCE	3 - 11 JUN 07	5,821
F FINN	LECTURER	PHILADELPHIA, MELBOURNE	WORKSHOP TO PREPARE AN ARC GRANT AT UNIVERSITY OF MELBOURNE ON THE 31 JULY & ACADEMY OF MANAGEMENT CONFERENCE, PHILADELPHIA, USA 3-8 AUGUST 2007	30 JUL - 12 AUG 07	6,935
J FITZSIMMONS	LECTURER	SPAIN, UNITED KINGDOM	BABSON CONFERENCE, VISIT TO LONDON BUSINESS SCHOOL & LONDON SCHOOL OF ECONOMICS	5 - 14 JUN 07	5,078
J FITZSIMMONS	SENIOR LECTURER	USA	AOM CONFERENCE	30 JUL - 11 AUG 07	5,797
J FITZSIMMONS	SENIOR LECTURER	USA	LATIN AMERICA WORLD, MBA WORLD GRAD SCHOOL TOURS	27 AUG - 7 SEP 07	11,365
E FRENCH	SENIOR LECTURER	UNITED KINGDOM	GENDER WORK & ORGANISATION CONFERENCE 27-29/6/07	24 JUN - 19 JUL 07	3,452
P FRIJTERS	PROFESSOR	BANGKOK	INVITED SPEAKER TO ATTEND TO THE HAPPINESS CONFERENCE IN BANGKOK, JULY 18-19	17 - 21 JUL 07	302
P FRIJTERS	PROFESSOR	NEW ZEALAND, MELBOURNE	LABOUR ECONOMETRICS WORKSHOP IN NZ AND MEETING & RESEARCH WORK IN MELBOURNE	8 - 16 AUG 07	2,402
C FURNEAUX	RESEARCH FELLOW	GERMANY	IRSPM CONFERENCE	31 MAR - 7 APR 07	4,032
C FURNEAUX	RESEARCH FELLOW	SOUTH AFRICA	WORLD BUILDING CONGRESS	13 - 19 MAY 07	4,000
G GALLERY	PROFESSOR	LISBON, PORTUGAL	30TH ANNUAL CONGRESS EUROPEAN ACCOUNTING ASSOCIATION	21 - 28 APR 07	6,265
N GALLERY	PROFESSOR	LISBON	30TH ANNUAL CONGRESS EUROPEAN ACCOUNTING ASSOCIATION	21 - 29 APR 07	4,285



Name	Position	Destination(s)	Purpose of Travel	Duration	Estimated Cost at Time of Approval
C GUNASEKARA	SENIOR LECTURER	NEW ZEALAND	ANZMAC CONFERENCE	3 - 9 DEC 07	1,973
C GUSTAFSON	MARKETING CO-ORDINATOR	JAPAN, SOUTH KOREA, TAIWAN, HONG KONG	WORLD MBA TOUR TO PROMOTE BGSB	26 OCT - 14 NOV 07	10,566
C HATCHER	ASSOCIATE PROFESSOR	UNITED KINGDOM	DMO MEETINGS	14 - 22 APR 07	14,424
C HATCHER	ASSOCIATE PROFESSOR	USA	DMO VISIT TO FORT WORTH, ATTEND PG WORKSHOP-WASHINGTON, VISIT LOCKHEED MARTIN CENTRE-BETHESDA (DMO REIMBURSE AIRFARE AND ACCOMMODATION)	2 - 15 JUN 07	16,328
C HATCHER	ASSOCIATE PROFESSOR	ST LOUIS - USA	DMO MEETINGS	8 - 19 SEP 07	19,585
K HMIELESKI	VISITING FELLOW	INDIA	MBA WORLD FAIR INDIA 2007	4 - 8 JUL 07	1,423
M HOCKNELL	SESSIONAL LECTURER	NEW ZEALAND	APN NEWS & MEDIA PROGRAM PRESENTATIONS	3 - 5 JUL 07	892
S HURN	PROFESSOR	USA, UNITED KINGDOM, SWEDEN	TO GIVE A PAPER AT THE BLENHEIM CENTRE FOR FINANCE RESEARCH AT PRINCETON UNIV, NEW YORK ON 12-13 OCT, PAPER AT OXFORD, UK ON 15-17 OCT AND AT THE TRUSTEES OF THE ARNE RIJDE MEMORIAL TRUST TO ATTEND THE ARNE RIJDE MEMORIAL LECTURES AT THE UNIVERSITY OF LU	10 - 24 OCT 07	16,018
T KARLSSON	VISITING FELLOW	SPAIN, SWEDEN	BABSON CONFERENCE	6 - 30 JUN 07	3,124
T KARLSSON	VISITING FELLOW	NEW ZEALAND	ATTEND SEMINARS & VISIT UNIVERSITIES FOR RESEARCH COLLABORATION	25 NOV - 3 DEC 07	1,132
N KATTER	SENIOR LECTURER	UNITED KINGDOM	COMPARATIVE STUDY OF CIVIL LIABILITY REFORMS AND THE LAW OF PROFESSIONAL NEGLIGENCE IN THE UNITED KINGDOM AND AUSTRALIA (PDL 1 JULY TO 31 AUGUST 2007)	28 JUN - 3 SEP 07	7,544
G KERR	SENIOR LECTURER	KOREA	PRESENTING AT AAA CONFERENCE	29 MAY - 4 JUN 07	3,949
B LEE	LECTURER	SINGAPORE	RESEARCH COOPERATION PROJECT	01 - 31 JAN 07	1,664
A LIU	INTERNATIONAL PROJECT OFFICER	CHINA	STUDENT RECRUITMENT	19 JUN - 22 JUL 07	5,822
A LIU	INTERNATIONAL PROJECT OFFICER	TAIWAN	STUDENT RECRUITMENT & PROMOTION	26 SEP - 6 OCT 07	6,800
E LUCK	LECTURER	NEW ZEALAND	ANZMAC CONFERENCE	1 - 6 DEC 07	0
S LYN	ASSISTANT DEAN	UNITED KINGDOM	SPEAKER AT INT'L RES NETWORK FORUM, UNITED KINGDOM 4-5/6/07, MEETINGS	31 MAY - 18 JUN 07	5,915

Name	Position	Destination(s)	Purpose of Travel	Duration	Estimated Cost at Time of Approval
S MA	LECTURER	AUSTRIA, HUNGARY, GERMANY, FRANCE, ITALY, NETHERLANDS, SWITZERLAND	14TH EDINEB CONFERENCE (AUSTRIA), THE INTERNATIONAL ASSOCIATION FOR CONFLICT MANAGEMENT 20TH ANNUAL CONFERENCE (HUNGARY) & PERSONAL (GERMANY, FRANCE, ITALY, NETHERLANDS & SWITZERLAND).	17 JUN - 8 JUL 07	7,664
S MA	LECTURER	CHINA, HONG KONG, KOREA	WORLD MBA TOUR TO PROMOTE BGSB	9 - 23 JUL 07	6,813
S MA	LECTURER	CHINA, VIETNAM & THAILAND	MBA TOUR	10 - 25 NOV 07	6,893
J MACK	LECTURER	NEW ZEALAND	TO ATTEND THE APIRA CONFERENCE IN NEW ZEALAND	7 - 10 JUL 07	887
K MADDEN	SENIOR RESEARCH FELLOW	ATLANTA - USA	TO ATTEND THE ARNOVA CONFERENCE	12 - 17 NOV 07	0
J MATTHEWS	SENIOR LECTURER	USA	AOM CONFERENCE	2 - 13 AUG 07	5,293
M MCGREGOR-LOWNDES	PROFESSOR	ATLANTA - USA	TO ATTEND NACC MEETING AND ARNOVA CONFERENCE	11 - 20 NOV 07	13,898
K MOHANNAK	LECTURER	AUSTRIA	PRESENTING AT THE 4TH ANNUAL INTERNATIONAL CONFERENCE ON KNOWLEDGE MANAGEMENT	25 AUG - 2 SEP 07	3,413
M MORRIS	LECTURER	UNITED ARAB EMIRATES	RESEARCH TRIP FUNDED BY EIC BUDGET 28/6-7/7	28 JUN - 8 JUL 07	5,861
G MURPHY	POST DOCTORAL RESEARCH FELLOW	UNITED KINGDOM	HIGHLIGHT THE CONTRIBUTION OF THE HD COMPONENT OF CIEAM TO THE INTERNATIONAL ASSET MANAGEMENT COMMUNITY, EI CONFERENCE PAPER & POTENTIAL FOR FUTURE COLLABORATION WITH INTERNATIONAL ACADEMICS/ENGINEERING FIRMS	4 - 16 JUN 07	4,714
C NEWTON	SENIOR RESEARCH FELLOW	PHILADELPHIA - USA	TO ATTEND THE AOM CONFERENCE IN AUGUST & ARC COLLABORATION IN PHOENIX	1 - 8 AUG 07	5,665
C NEWTON	SENIOR RESEARCH FELLOW	ATLANTA, ARIZONA - USA	TO ATTEND ARNOVA CONFERENCE AND MEET WITH PROF AMY HILLMAN	9 - 22 NOV 07	3,781
G NICHOLSON	SENIOR LECTURER	PHOENIX, PHILADELPHIA - USA	TO ATTEND THE AOM CONFERENCE IN AUGUST & ARC COLLABORATION IN PHOENIX	30 JUL - 8 AUG 07	7,082
J NOWLAND	LECTURER	HONG KONG, TAIWAN	PRESENTING PAPER AT ASIAN FINANCE ASSOCIATION CONFERENCE IN HONG KONG (5-7 JULY 2007) & ORGANISING INTERVIEWS FOR ANGUS YOUNG IN TAIWAN 7-8 JULY	4 - 8 JUL 07	3,461
R O'CONNOR	DIRECTOR	UNITED ARAB EMIRATES, MUSCAT, SAUDI ARABIA	EWB CONFERENCE AND MISSION TRIP	23 FEB - 7 MAR 07	15,669
R O'CONNOR	DIRECTOR	UNITED KINGDOM, SPAIN	DMO MEETINGS	14 APR - 28 MAY 07	18,649
R O'CONNOR	DIRECTOR	ST LOUIS - USA	DMO MEETINGS	8 - 19 SEP 07	18,868
C O'LEARY	SENIOR LECTURER	IRELAND	UK NATIONAL AUDIT CONFERENCE	21 - 26 MAR 07	4,105

					Estimated Cost at Time of Approval
Name	Position	Destination(s)	Purpose of Travel	Duration	
J ONG	ADMINISTRATION OFFICER	THAILAND	IDP EXHIBITIONS	8 - 13 NOV 07	2,253
A PAGAN	PROFESSOR	NEW ZEALAND	TO GO TO RBNZ FOR 2 DAYS TO WORK WITH MARTIN FUKACS ON J APPLIED ECONOMETRICS	3 - 6 DEC 07	-582
A PALTRIDGE	DIRECTOR	MALAYSIA, SINGAPORE	IDP EXHIBITIONS	4 - 15 JAN 07	4,974
A PALTRIDGE	DIRECTOR	USA	NAFSA CONFERENCE	26 MAY - 4 JUN07	6,493
A PALTRIDGE	DIRECTOR	MALAYSIA	IDP EXHIBITIONS	15 - 24 AUG 07	7,667
A PALTRIDGE	DIRECTOR	MALAYSIA	IDP EXHIBITIONS	12 - 25 OCT 07	3,735
A PALTRIDGE	DIRECTOR	USA	MEETING WITH 3 UNIVERSITIES	12 - 25 OCT 07	8,561
S PIKE	SENIOR LECTURER	USA	2007 ANNUAL CONFERENCE OF THE INTERNATIONAL SOCIETY OF TRAVEL AND TOURISM EDUCATORS	3 - 11 OCT 07	5,403
A PISARSKI	ASSOCIATE PROFESSOR	USA	DMO RESEARCH	7 - 16 DEC 07	6,731
R PRICE	LECTURER	AUSTRIA, UNITED KINGDOM	EGOS CONFERENCE, IERA CONFERENCE, COLLABORATION AT UNIVERSITY OF KENT	3 - 18 JUL 07	4,407
W PROUD	POST-GRADUATE COORDINATOR	SINGAPORE	IDP EXHIBITIONS	11 - 15 OCT 07	2,690
S RIDINGS	DIRECTOR	INDONESIA	HOPE EDUCATION EXHIBITION	3 - 8 MAR 07	2,523
S RIDINGS	DIRECTOR	GERMANY	IDP EXHIBITIONS	10 - 21 NOV 07	7,139
T ROBINSON	HEAD OF SCHOOL	UNITED KINGDOM	LEISURE STUDIES ASSOCIATION CONFERENCE 2007	30 JUN - 8 JUL 07	6,371
R RUSSELL-BENNETT	SENIOR LECTURER	ICELAND, UNITED KINGDOM, SINGAPORE, WALES	EMAC CONFERENCE, MEETING WITH PROF ROBERT BRINER, RESEARCH SEMINAR & MEET WITH CO-AUTHOR & FORMER STUDENT CHERYL GANESAN- LIM	18 MAY - 7 JUN 07	9,277
R RUSSELL-BENNETT	SENIOR LECTURER	NEW ZEALAND, MELBOURNE	ATTENDING THE ANZMAC CONFERENCE AND VISITING PROF CHARMINE HARTEL AT MONASH UNIVERSITY DUE TO A WRITING COLLABORATION	28 NOV - 10 DEC 07	3,235
R RUSSELL-BENNETT	SENIOR LECTURER	UNITED KINGDOM	21ST SERVICE WORKSHOP	13 - 20 NOV 07	965
C RYAN	HEAD OF SCHOOL	NEW ZEALAND	TO ATTEND THE APIRA CONFERENCE IN NEW ZEALAND	7 - 10 JUL 07	2,396
A SALEH	POST DOCTORAL RESEARCH FELLOW	USA, SYDNEY	PRESENTING PAPER AT AIB ANNUAL MEETING, USA (SYDNEY 5-10/4/07 TO GET VISA)	22 JUN - 1 JUL 07	6,231
A SALEH	POST DOCTORAL RESEARCH FELLOW	USA	IABE CONFERENCE	14 - 22 OCT 07	4,380
W SCAIFE	SENIOR RESEARCH FELLOW	UNITED KINGDOM	AOM CONFERENCE 3-6 JUL IN SURREY, BRITISH INSTITUTE OF FUNDRAISING CONFERENCE 9-11 JUL & LONDON INTERVIEWS	1 - 16 JUL 07	9,183

Name	Position	Destination(s)	Purpose of Travel	Duration	Estimated Cost at Time of Approval
D SEBASTIAN	ASSOCIATE LECTURER	INDIA	SUPPLY CHAIN MANAGEMENT CONFERENCE	6 - 10 JUN 07	1,010
D SEBASTIAN	ASSOCIATE LECTURER	USA	20TH INTERNATIONAL CONFERENCE ON THE FIRST-YEAR EXPERIENCE	7 - 15 JUL 07	2,858
D SEBASTIAN	ASSOCIATE LECTURER	INDIA	INTERNATIONAL STUDENT RECRUITMENT	8 - 23 AUG 07	6,788
J SENYARD	RESEARCH ASSISTANT	UNITED KINGDOM	RENT CONFERENCE & WELSH ASSEMBLY GOVERNMENT PROJECT	21 NOV - 8 DEC 07	4,410
L SIMPSON	ASSISTANT DEAN	USA	MEETING WITH 3 UNIVERSITIES	13 - 23 OCT 07	7,741
J SING	VISITING ACADEMIC	USA	DMO VISIT TO FORT WORTH (DMO REIMBURSE AIRFARE AND ACCOMMODATION)	3 - 8 JUN 07	12,345
P STEFFENS	ASSOCIATE PROFESSOR	SPAIN	BABSON CONFERENCE	4 - 11 JUN 07	6,539
P STEFFENS	ASSOCIATE PROFESSOR	SINGAPORE	ATTENDING THE MARKETING SCIENCE CONFERENCE 28-30 JUNE	27 JUN - 1 JUL 07	3,016
P STEFFENS	ASSOCIATE PROFESSOR	USA, GERMANY	AOM CONFERENCE AND PROJECT WITH PROF JILL KICKUL AT MIAMI UNI AND PROJECT WITH MARIA KAYA & PROF ALBERS	1 AUG - 21 SEP 07	8,095
S TERJESEN	SENIOR LECTURER	SPAIN, GERMANY	BABSON CONFERENCE & MAX PLANCK ENTREPRENEURSHIP CONFERENCE	5 - 16 JUN 07	5,460
S TERJESEN	SENIOR LECTURER	KOREA	ATTENDING REE ASIA 2007 CONFERENCE 20-22 JUNE	18 - 25 JUN 07	1,467
S TERJESEN	SENIOR LECTURER	USA, GERMANY, UNITED KINGDOM, INDIA	AOM CONFERENCE, MAX PLANCK INSTITUTE OF ECONOMICS SUMMER SCHOOL & RESIDENCE AT THE LONDON SCHOOL OF ECONOMICS	3 JUL - 22 AUG 07	8,522
S TERJESEN	SENIOR LECTURER	USA	PRESENTING AT PSED CONFERENCE	18 - 22 OCT 07	436
P THOMOND	VISITING FELLOW	ZURICH, MUNICH - GERMANY	MBA TOUR	19 - 27 OCT 07	4,734
B TORGLER	ASSOCIATE PROFESSOR	ATLANTA - USA	TAX COMPLIANCE & TAX EVASION CONFERENCE	29 SEP - 3 OCT 07	3,335
K TOWNSEND	RESEARCH FELLOW	UNITED KINGDOM	IERA CONFERENCE 9-13/7/07, COLLABORATIVE RESEARCH MEETINGS 1-5/7/07	28 JUN - 15 JUL 07	7,699
S TRUECK	LECTURER	NEW ZEALAND	30TH CONFERENCE OF THE IAEC	12 - 22 FEB 07	2,000
S TRUECK	LECTURER	GERMANY, NETHERLANDS	XL EWGFM CONFERENCE 10-12 MAY AND SEMINAR ON FINANCIAL MATHEMATICS ON 9 MAY	7 - 15 MAY 07	4,536
S TYWONIAK	LECTURER	HONG KONG	EIC RESEARCH	26 - 29 JUN 07	2,467
S TYWONIAK	LECTURER	USA	ACADEMY OF MANAGEMENT CONFERENCE	4 - 10 AUG 07	3,950
S TYWONIAK	LECTURER	ST LOUIS - USA	DMO MEETINGS	5 - 19 SEP 07	9,930

Name	Position	Destination(s)	Purpose of Travel	Duration	Estimated Cost at Time of Approval
J WATERHOUSE	POST DOCTORAL FELLOW	UNITED KINGDOM	ATTENDING BRITISH ACADEMY OF MANAGEMENT CONFERENCE & UNIVERSITY OF GLAMORGAN AS VISITING SCHOLAR	8 - 16 SEP 07	0
R WICKRAMASEKERA	SENIOR LECTURER	CHINA, SINGAPORE	2ND INT'L CONFERENCE ON DESTINATION BRANDING & MARKETING, MEETING IN SINGAPORE	14 - 20 DEC 07	1,420
R WOLFF	PROFESSOR	CHINA	KEYNOTE SPEAKER, 2ND INTERNATIONAL WORKSHOP ON INTELLIGENT FINANCE; INVITED SPEAKER, SOUTH-WESTERN UNIVERSITY OF FINANCE & ECONOMICS; INVITED SPEAKER, UNIVERSITY OF ELEC SCIENCE & TECHNOLOGY, CHINA	5 - 12 JUL 07	1,371
R WOLFF	PROFESSOR	USA, PORTUGAL, NETHERLANDS	PRESENTING PAPER AND INVITED SPEAKER TO INSTITUTE AND DEPARTMENT	11 AUG - 9 SEP 07	8,009
R WOLFF	PROFESSOR	HONG KONG	CARRY OUT PHASE 1C OF RESEARCH PLAN FOR ARC DISCOVERY GRANT DP0666266; GIVING SEMINAR AT HONG KONG UNIVERSITY	29 OCT - 09 NOV 07	4,060
R XAVIER	HEAD OF SCHOOL	CHINA, TAIWAN	OFFSHORE GRADUATION CEREMONIES	25 MAY - 3 JUN 07	13,156
R XAVIER	HEAD OF SCHOOL	THAILAND	IDP EXHIBITIONS	15 - 17 JUN 07	2,304
R XAVIER	HEAD OF SCHOOL	NEW ZEALAND	ANZMAC CONFERENCE	2 - 6 DEC 07	2,700
X YANG	SENIOR LECTURER	CHINA	CONDUCTING FIELD TRIP WORK IN SHANXI & LIANNING	26 JUN - 20 JUL 07	1,500
X YANG	SENIOR LECTURER	PHILADELPHIA	ACADEMY OF MANAGEMENT CONFERENCE, PHILADELPHIA, USA 3-8 AUGUST 2007	3 - 10 AUG 07	4,200
R ZOLIN	CE VISITOR	ST LOUIS - USA	DMO MEETINGS	17 - 19 SEP 07	1,884
R ZOLIN	LECTURER	USA, HOLLAND	CONFERENCE	28 OCT - 7 NOV 07	4,035
R ZOLIN	ASSOCIATE PROFESSOR	USA	DMO RESEARCH	10 - 14 DEC 07	4,708
CHANCELLERY					
P ARNISON	CHANCELLOR	HONG KONG - CHINA, LONDON - UNITED KINGDOM	GRADUATION CEREMONIES AND ALUMNI FUNCTION AND PERSONAL TRAVEL	29 MAY - 23 JUN 07	7,928
P COALDRAKE	VICE-CHANCELLOR	SAN FRANCISCO - USA	MEETINGS RE UCSF(QB3)	12 - 26 FEB 07	6,695
P COALDRAKE	VICE-CHANCELLOR	BOSTON, NEW YORK - USA	CONFERENCE PARTICIPATION AND MEETINGS	3 - 11 MAY 07	15,285
P COALDRAKE	VICE-CHANCELLOR	SHANGHAI, HONG KONG, TAIPEI, NANJING - CHINA	GRADUATION CEREMONIES AND MEETINGS	26 MAY - 4 JUN 07	17,342
P COALDRAKE	VICE-CHANCELLOR	NANJING - CHINA, HONG KONG, TAIPEI, SINGAPORE	MEETINGS WITH SENIOR CHINESE ACADEMICS	22 - 27 NOV 07	7,814

Name	Position	Destination(s)	Purpose of Travel	Duration	Estimated Cost at Time of Approval
K FEARN	EXECUTIVE ASSISTANT, VC'S OFFICE	SHANGHAI, HONG KONG, TAIPEI, NANJING - CHINA	GRADUATION CEREMONIES AND MEETINGS	26 MAY - 4 JUN 07	10,994
D GARDINER	DEPUTY VICE-CHANCELLOR (ACADEMIC)	TRONDHEIM, OSLO, STOCKHOLM, FRANKFURT, COPENHAGEN	CONFERENCE PARTICIPATION	11 - 28 SEP 07	23,987
V HART	MANAGER - OODGEROO UNIT	OAKLAHOMA - USA	CONFERENCE PARTICIPATION	2 - 8 MAY 07	4,086
J MCLAUGHLIN	LECTURER - OODGEROO UNIT	VANCOUVER - CANADA	CONFERENCE PARTICIPATION	17 - 26 JUL 07	3,475
S PATEL	DIRECTOR - ASSURANCE & RISK MGT SERVICES	CHRISTCHURCH - NEW ZEALAND	CONFERENCE PARTICIPATION	24 - 26 OCT 07	847
J PHILLIPS	LECTURER - OODGEROO UNIT	CHICAGO - USA	CONFERENCE PARTICIPATION	6 - 18 APR 07	7,562
S WHATMAN	LECTURER - OODGEROO UNIT	CHICAGO - USA	CONFERENCE PARTICIPATION	6 - 18 APR 07	7,562
CREATIVE INDUSTRIES					
K ARMSTRONG	RESEARCH FELLOW	SAN LUIS OBISPO, DAVIS, IRVINE, SANTA CRUZ, SANTA BARBARA, SAN JOSE, LOS ANGELES, BERKLEY, NEW YORK - USA; LONDON - UNITED KINGDOM	TOURING OF INTIMATE TRANSACTIONS, RESEARCH PRESENTATIONS, SEMINARS, CONFERENCES AND TEACHING	28 MAR - 19 JUL 07	0
W ARMSTRONG	LECTURER	DUNEDIN - NEW ZEALAND	ATTEND THE VODAFONE ID EMERGING DESIGNER COMP	8 -10 MAR	780
A ARTHURS	DISCIPLINE LEADER	SINGAPORE	EXTERNAL EXAMINER LA SALLE COLLEGE	3 - 9 JUN 07	1,196
A ARTHURS	DISCIPLINE LEADER	LONDON - UNITED KINGDOM	RESEARCH	24 DEC - 2 FEB 08	3,700
J BANKS	POST DOCTORAL RESEARCH FELLOW	BOSTON - USA	CONFERENCE & SEMINARS AT MIT	14 APR - 1 MAY 07	2,763
C BARKER	LECTURER	YOKOHAMA - JAPAN	PRESENTATION	21 - 30 JUL 07	4,621
E BAULCH	SENIOR RESEARCH ASSOCIATE	HYDERABAD - INDIA	WORKSHOP AND CONFERENCE	28 OCT - 3 NOV 07	1,936
L BOWMAN	SENIOR LECTURER	SINGAPORE	CONFERENCE ATTENDANCE	24 - 29 JUN 07	3,018
A BROWN	ASSOCIATE PROFESSOR	WASHINGTON - USA	AUSTRALASIAN COMPUTER MUSIC CONFERENCE 2007, CREATIVITY AND COGNITION 2007	11 - 22 JUN 07	1,200
A BROWN	ASSOCIATE PROFESSOR	COPENHAGEN - DENMARK, LINZ - AUSTRIA, LISBON - PORTUGAL	ATTEND CONFERENCE AND SEE RESEARCH COLLABORATORS	25 AUG - 19 SEP 07	13,729
A BROWN	ASSOCIATE PROFESSOR	SINGAPORE	CONFERENCE PARTICIPATION	18 - 22 JUL 07	0
A BRUNS	SENIOR LECTURER	LEEDS - UNITED KINGDOM	LONG PDL	3 FEB - 1 APR 07	2,657
A BRUNS	SENIOR LECTURER	BOSTON - USA	LONG PDL	20 APR - 22 JUN 07	2,343
A BRUNS	SENIOR LECTURER	VANCOUVER, MONTREAL - CANADA	ASSOCIATION OF INTERNET RESEARCHERS CONFERENCE 2007	15 - 26 OCT 07	1,200
C BUDAY	LECTURER	KUALA LUMPUR - MALAYSIA	DANCE FESTIVAL	19 - 30 JUL 07	1,456

Name	Position	Destination(s)	Purpose of Travel	Duration	Estimated Cost at Time of Approval
J BURGESS	POST DOCTORAL RESEARCH FELLOW	BOSTON - USA	CONFERENCE & SEMINARS AT MIT	14 APR - 1 MAY 07	2,763
J BURGESS	POST DOCTORAL RESEARCH FELLOW	LONDON - UNITED KINGDOM	CONFERENCE PARTICIPATION	17 - 24 JUL 07	3,000
A CALDWELL	RESEARCH ASSISTANT	AUCKLAND - NEW ZEALAND	TRAINING	26 AUG - 2 SEP 07	1,484
S CARSON	SENIOR LECTURER	LOS ANGELES - USA	CONFERENCE PARTICIPATION	29 OCT - 5 NOV 07	2,500
K CATTONI	LECTURER	NEW YORK - USA	NEW YORK STUDY TOUR	24 NOV - 11 DEC 07	10,191
J CLARE	LECTURER	OXFORD, KEELE - UNITED KINGDOM	UNIVERSITY GENDER UNBOUND CONFERENCE	11 JUN - 10 AUG 07	2,150
C COLLIS	LECTURER	SINGAPORE	MARKETING EVENT & AGENT VISIT	16 - 20 MAR 07	2,690
C COLLIS	LECTURER	SINGAPORE	WORKPLACE LEARNING CONFERENCE	25 - 30 JUN 07	3,000
C COLLIS	LECTURER	SINGAPORE	ATTEND RECRUITMENT FAIR	12 - 15 OCT 07	3,480
C COMANS	DISCIPLINE LEADER	HONG KONG - CHINA	PRESENTER AND DELEGATE AT CONFERENCE	14 - 22 JUL 07	2,504
S CUNNINGHAM	DIRECTOR, CENTRE OF EXCELLENCE	GENEVA - SWITZERLAND, LONDON - UNITED KINGDOM	WIPO INTERNATIONAL CONFERENCE & MEETING WITH UNIVERSITY OF LONDON	27 OCT - 8 NOV 07	2,416
R DAVIDSON	LECTURER	LONDON - UNITED KINGDOM	CONFERENCE PRESENTATION AND RESEARCH PLANNING	16 - 27 JUN 07	3,000
S DILLON	SENIOR LECTURER	EXETER - UNITED KINGDOM	CONFERENCE PARTICIPATION	9 - 18 APR 07	3,000
D FENTON	LECTURER	MONTREAL - CANADA	CONFERENCE PARTICIPATION	22 MAY - 1 JUN 07	3,000
T FLEW	HEAD, POST GRADUATE STUDIES	SEOUL - KOREA, BEIJING - CHINA, JAKARTA - INDONESIA	ICA, CUC CONFERENCE, CONSULTANCY	19 OCT - 1 NOV 07	6,645
M FOTH	SENIOR RESEARCH FELLOW	LONDON, MANCHESTER - UNITED KINGDOM; SAN FRANCISCO, DETROIT, BOSTON - USA; MEXICO CITY - MEXICO; CAPE TOWN - SOUTH AFRICA	CONFERENCE PARTICIPATION LONG PDL	21 MAY - 23 OCT 07	17,421
M FOTH	SENIOR RESEARCH FELLOW	WELLINGTON, AUCKLAND - NEW ZEALAND	MEETINGS WITH COLLEAGUES IN WELLINGTON AND AUCKLAND TO DISCUSS CREATIVE INDUSTRIES/ NEW ZEALAND STRATEGY	3 - 9 MAY 07	1,397
S GATTENHOF	SUBJECT AREA COORDINATOR	HONG KONG - CHINA	ATTEND CONFERENCE AND BE DRAMA AUSTRALIA'S VOTING DELEGATE	14 - 23 JUL 07	1,000
P GRAHAM	PROFESSOR	UNITED KINGDOM, GERMANY, SLOVENIA	CONFERENCE AND PUBLIC LECTURES	4 - 18 JUN 07	3,967
J HARTLEY	ARC FEDERATION FELLOW	TATE BRITAIN, WESTMINSTER - UNITED KINGDOM; BERLIN - GERMANY	CONFERENCE PRESENTATION	31 AUG - 24 SEP 07	22,316
J HARTLEY	ARC FEDERATION FELLOW	BEIJING - CHINA, PHILADELPHIA - USA, HONG KONG - CHINA	ANNENBERG RESEARCH FELLOWSHIP	19 OCT - 8 DEC 07	22,316
B HASEMAN	ASSISTANT DEAN - RESEARCH	HONG KONG - CHINA	ATTEND INTERNATIONAL WORLD DRAMA CONGRESS	15 - 22 JUL 07	4,002
G HEARN	ICI DIRECTOR	FRANCE, TURKEY	CONFERENCE PARTICIPATION	3 - 23 JUL 07	6,845

					Estimated Cost at Time of Approval
Name	Position	Destination(s)	Purpose of Travel	Duration	
P HIGGS	SENIOR RESEARCH FELLOW	LONDON - UNITED KINGDOM	CONFERENCE PARTICIPATION	6 - 17 NOV 07	8,573
P HIGGS	SENIOR RESEARCH FELLOW	WELLINGTON - NEW ZEALAND	CONDUCT DATA ACQUISITION AND ANALYSIS FOR NZ CREATIVE ECONOMIES PROJECT	16 - 19 DEC 07	2,426
A HUMPHREYS	RESEARCH FELLOW	VANCOUVER, MONTREAL - CANADA, BOSTON - USA	2 X CONFERENCE PARTICIPATION, SEMINAR	14 OCT - 2 NOV 07	3,000
M KEANE	ARC CENTRE FELLOW	BEIJING, SHENZHEN, SHANGHAI - CHINA; LONDON, LEEDS - UNITED KINGDOM	QUT BUSINESS, CONFERENCE AND UK PRESENTATIONS	14 MAY - 3 JUN 07	7,780
M KEANE	ARC CENTRE FELLOW	CHONGQING, BEIJING - CHINA	CONFERENCE & ONE DAY WORKSHOP	11 - 21 AUG 07	3,456
M KEANE	ARC CENTRE FELLOW	SHANGHAI, BEIJING, WUXI - CHINA	CONFERENCE PARTICIPATION	15 OCT - 20 NOV 07	9,373
M KEANE	ARC CENTRE FELLOW	HONG KONG - CHINA	CONFERENCE PARTICIPATION	16 - 20 DEC 07	269
H KLAEBE	SENIOR RESEARCH FELLOW	WALES, LONDON - UNITED KINGDOM	ATTEND FOUR CONFERENCES	19 JUN - 9 JUL 07	3,000
A KNIGHT	DISCIPLINE LEADER	SINGAPORE	2 DAY EXECUTIVE PLANNING RETREAT	17 - 21 JAN 07	0
A KNIGHT	DISCIPLINE LEADER	KAOHSIUNG, ZUOYING, TAIPEI - TAIWAN	INSTITUTIONAL VISIT	9 - 18 APR 07	4,731
S LECLERCQ	ASSOCIATE LECTURER	KUALA LUMPUR - MALAYSIA	DANCE FESTIVAL	19 - 30 JUL 07	1,456
J LENNIE	SENIOR RESEARCH ASSOCIATE	KATHMANDU - NEPAL	FIELD TRIP AND WORKSHOP FOR NEW RESEARCH PROJECT	6 - 16 APR 07	2,328
J LENNIE	SENIOR RESEARCH ASSOCIATE	KATHMANDU - NEPAL	WORKSHOPS AND FIELDWORK	24 SEP - 9 OCT 07	12,769
P MAKEHAM	PORTFOLIO DIRECTOR	SAO PAULO - BRAZIL	PRESENT PAPER AT CREATIVE ECONOMY FORUM	16 - 24 JUN 07	4,090
K MARTIN	RESEARCH ASSOCIATE	KATHMANDU - NEPAL	FIELD TRIP AND WORKSHOP FOR NEW RESEARCH PROJECT	13 APR - 4 MAY 07	3,370
K MARTIN	RESEARCH ASSOCIATE	DELHI , HYDERABAD - INDIA	FIELD VISIT, CONFERENCE PAPER AND FAV FINAL WORKSHOP	24 OCT - 5 NOV 07	3,389
H MAY	RESEARCH ASSOCIATE	TOKYO - JAPAN	RESEARCH AND INVESTIGATE POSSIBLE EXTERNAL OPPORTUNITIES	4 - 15 JUN 07	2,300
P MCCARTHY	ADJUNCT PROFESSOR	HAWAII - USA	CONFERENCE PARTICIPATION	4 - 13 JAN 07	3,628
A MCNAMARA	ASSOCIATE PROFESSOR	KASSEL, MUENSTER, BERLIN - GERMANY; VENICE - ITALY	RESEARCH - SHORT PDL	17 SEP - 5 OCT 07	925
K MCWILLIAM	POST DOCTORAL RESEARCH FELLOW	SAN FRANCISCO - USA	PRESENT PAPER AT CONFERENCE	23 - 30 MAY 07	4,605
K MCWILLIAM	POST DOCTORAL RESEARCH FELLOW	GLASGOW, LONDON - UNITED KINGDOM	CONFERENCE PARTICIPATION	1 - 15 JUL 07	3,000
L MEENACH	LECTURER	LOS ANGELES - USA	LONG PDL	13 JAN - 02 MAR 07	5,834
A MONTGOMERY	RESEARCH FELLOW	BEIJING - CHINA	PANEL SESSION PARTICIPANT	17 OCT - 9 NOV 07	3,183
S PEARCE	ASSOCIATE PROFESSOR	KYOTO - JAPAN	IRSCL CONFERENCE	22 AUG - 2 SEP 07	2,500
M PENNINGS	LECTURER	NEW YORK - USA	NEW YORK STUDY TOUR	22 NOV - 9 DEC 07	8,231



Name	Position	Destination(s)	Purpose of Travel	Duration	Estimated Cost at Time of Approval
C ROBB	ASSOCIATE LECTURER	NEW YORK - USA	EXHIBITION AND RESEARCH	6 - 19 DEC 07	0
A ROMANO	SENIOR LECTURER	OHIO - USA	INVITED SPEAKER AND PARTICIPANT A THE KETTERING FOUNDATION'S WORKSHOP	24 FEB - 5 MAR 0	0
A ROMANO	SENIOR LECTURER	JAKARTA - INDONESIA	INSTITUTIONAL VISIT	21 - 24 JUL 07	2,117
A RUSSO	SENIOR RESEARCH FELLOW	SAN FRANCISCO, NEW YORK - USA	DELIVERING WORKSHOPS AT MUSEUMS AND THE WEB AT SMITHSONIAN	9 - 24 APR 07	8,857
A RUSSO	SENIOR RESEARCH FELLOW	CHICAGO - USA, LONDON - UNITED KINGDOM	TO ATTEND AN SYMPOSIUM, INVITED TO SPEAK AT THE NEW LITERACY NEW AUDIENCE AND VISIT COLLEAGUES IN LONDON	13 - 29 MAY 07	12,849
A RUSSO	SENIOR RESEARCH FELLOW	UNITED KINGDOM, BANGKOK - THAILAND	CONFERENCE PRESENTATION	7 - 22 JUL 07	7,112
G SINGH	INTERNATIONAL & DEVELOPMENT MANAGER	DELHI, MUMBAI - INDIA	MEET WITH KEY AGENTS & INSTITUTIONS	24 DEC - 8 JAN 08	3,568
C STOCK	ASSOCIATE PROFESSOR	SINGAPORE, LONDON - UNITED KINGDOM, PARIS - FRANCE	CONFERENCE PARTICIPATION, VISIT DANCE UNIVERSITIES	5 - 27 JUN 07	3,000
S STREET	EXECUTIVE DEAN	INDONESIA - JAKARTA, HONG KONG, BEIJING - CHINA, TAIPEI - TAIWAN	VISITING UNIVERSITIES	15 - 28 NOV 07	10,286
S STREET	EXECUTIVE DEAN	SINGAPORE; KUALA LUMPUR - MALAYSIA	UITM VISIT	17 - 20 JUL 07	5,155
J TACCHI	ASSOCIATE PROFESSOR	JAKARTA - INDONESIA	REVIEW & PLANNING MEETING WITH UNDP	21 - 25 JAN 07	2,291
J TACCHI 31 MAR - 17 APR	ASSOCIATE PROFESSOR	INDIA, NEPAL	"WORKSHOP IN INDIA AS PART OF		3,958
J TACCHI	ASSOCIATE PROFESSOR	SAN FRANCISCO - USA	CONFERENCE PARTICIPATION	25 - 28 MAY 07	3,000
J TACCHI	ASSOCIATE PROFESSOR	USA	CONDUCT RESEARCH WORKSHOP WITH INTEL CORPORATION	29 JUL - 6 AUG 07	0
J TACCHI	ASSOCIATE PROFESSOR	KATHMANDU - NEPAL, DELHI - INDIA	WORKSHOPS AND MEETINGS	22 SEP - 12 OCT 07	5,284
J TACCHI	ASSOCIATE PROFESSOR	MUMBAI - INDIA	WORKSHOP AND CONFERENCE	26 OCT - 5 NOV 07	3,180
G THOMAS	SUBJECT AREA COORDINATOR	BOSTON - USA	CONFERENCE PARTICIPATION	2 - 13 APR 07	3,000
G THOMAS	SUBJECT AREA COORDINATOR	HARROGATE - UNITED KINGDOM	CONFERENCE PRESENTATION	2 - 16 JUL 07	3,385
S TOWERS	ASSISTANT DEAN - TEACHING & LEARNING	AUCKLAND - NEW ZEALAND	CONSULTANCY	6 - 12 SEP 07	1,511
S VAUGHAN	PORTFOLIO DIRECTOR	CAMBRIDGE - UNITED KINGDOM	ATTEND THE GLAD 7 CONFERENCE	15 - 20 APR 07	2,398
J WATKINS	SENIOR RESEARCH ASSOCIATE	JAKARTA - INDONESIA	REVIEW & PLANNING MEETING WITH UNDP	21 - 25 JAN 07	2,076

					Estimated Cost at Time of Approval
Name	Position	Destination(s)	Purpose of Travel	Duration	
J WATKINS	SENIOR RESEARCH ASSOCIATE	DELHI - INDIA, SAN FRANCISCO, NEW YORK - USA	"CONTENT CREATION WORKSHOP DELHI WORKSHOPS SAN FRANCISCO, NEW YORK"	1 - 28 APR 07	8,659
J WATKINS	SENIOR RESEARCH ASSOCIATE	BEIJING - CHINA, BANGKOK - THAILAND, PORTLAND - USA	CONFERENCE PARTICIPATION, CONDUCT RESEARCH WORKSHOP WITH INTEL CORPORATION	15 JUL - 6 AUG 07	3,000
J WATKINS	SENIOR RESEARCH ASSOCIATE	BANGKOK - THAILAND, HYDERABAD - INDIA	RESEARCH MEETING	22 OCT - 4 NOV 07	3,858
H YEATES	LECTURER	PARIS - FRANCE, LONDON - UK	CONFERENCE PARTICIPATION	24 JUN - 26 JUL 07	9,231
W ZHANG	RESEARCH FELLOW	BEIJING - CHINA	2ND CHINA BEIJING INTERNATIONAL CULTURAL & CREATIVE INDUSTRY EXPO	5 - 19 NOV 07	200
EDUCATION					
L ADIE	RESEARCH ASSISTANT	SWEDEN	AEA EUROPE CONFERENCE - EDUCATION REFORM WITH A FOCUS ON ASSESSMENT	6 - 14 NOV 07	4,912
J AILWOOD	LECTURER	HONG KONG	PACIFIC EARLY CHILDHOOD RESEARCH ASSOCIATION. CO-PRESENTING THREE PAPERS, ONE IS 'I THINK IT'S ABSURD! PRE-SERVICE EARLY CHILDHOOD EDUCATION STUDENTS TALKING ABOUT CHILD CARE, FAMILIES AND CHILDREN'	30 JUN - 10 JUL 07	800
J ALFORD	INTERNATIONAL SHORT COURSE COORDINATOR TESOL	HONG KONG	PRESENTING SEMINAR AT CITY UNIVERSITY OF HK TO GRADUATES OF TESOL OIPPELT SHORT COURSES AND POTENTIAL OIPPELT RECRUITS AND THEIR PRINCIPALS. PRESENTING SEMINAR ON MASTERS LEVEL STUDY OPTIONS AT QUT FOR PRIMARY SCHOOL TEACHING IN HK.	30 MAR - 06 APR 07	2,226
A BATURO	SENIOR LECTURER	TAIWAN - TAIPEI, KOREA - SEOUL	GUEST ACADEMIC TAIPEI UNIVERSITY AND PME CONFERENCE SEOUL	2 - 15 JUL 07	6,267
D BERTHELSEN	SENIOR LECTURER	BOSTON - USA, GOTHENBURG - NORWAY	PDL LONG	26 MAR - 24 APR 07	4,984
P BOMAN	LECTURER	MALAYSIA	TEACHING IN MALAYSIA	24 NOV - 2 DEC 07	2,977
W BOYD	ASSOCIATE LECTURER	BOSTON - USA	PRESENTATION OF PAPERS - SOCIETY FOR RESEARCH IN CHILD DEVELOPMENT	28 MAR - 06 APR 07	5,504
J BROWNLEE	SENIOR LECTURER	PRAGUE - BUDAPEST	EARLI (BUDAPEST) EPISTEMOLOGICAL BELIEFS IN CHILD CARE: IMPLICATIONS FOR VOCATIONAL TRAINING AND COURSE DESIGN	17 AUG - 3 SEP 07	5,209
J BROWNLEE	SENIOR LECTURER	PAPUA NEW GUINEA, PORT MORESBY	EDUCATION CAPACITY BUILDING PROGRAM - DELIVERY OF BED FOR CHILDHOOD DEVELOPMENT	25 - 29 NOV 07	2,797

					Estimated Cost at Time of Approval
Name	Position	Destination(s)	Purpose of Travel	Duration	
B BURNETT	SENIOR LECTURER	TOKYO, ENGLAND	ASIA PACIFIC UNESCO REGIONAL SEMINAR - TECHNOLOGY IN EDUCATION	23 OCT - 2 NOV 07	1,500
M CAMBELL	SENIOR LECTURER	PARIS - FRANCE	INVITED TO UNESCO MEETING ON COMBATING VIOLENCE IN SCHOOLS	22 JUN - 4 JUL 07	0
J CARR	SENIOR LECTURER	KUALA LUMPUR - MALAYSIA	MANAGEMENT MEETINGS FOR BED STUDIES (TEFL) COURSE: ED47	24 MAY - 2 JUN 07	3,145
J CARR	TESOL CO-ORDINATOR	MALAYSIA	MANAGEMENT AND EXAM BOARD MEETINGS FOR ED47	15 - 28 NOV 07	4,111
S CARRINGTON	ACTING HEAD OF SCHOOL	CHICAGO	AERA (AND NCME) ANNUAL MEETING AND EXHIBITION	6 - 15 APR 07	6,404
S CARRINGTON	ACTING HEAD OF SCHOOL	AMSTERDAM	PRESENTING A PAPER AS PART OF A SYMPOSIUM WITH 5 PEOPLE ON "ADDRESSING MARGINALISATION IN EDUCATION: INCLUSIVE EDUCATION REFORM"	30 JUN - 15 JUL 07	7,039
T COOPER	PROFESSOR	ATLANTA, GEORGIA - USA	NCTM ATLANTA GEORGIA	17 - 24 MAR 07	5,231
T COOPER	PROFESSOR	TAIWAN - TAIPEI, KOREA - SEOUL	GUEST ACADEMIC TAIPEI UNIVERSITY AND PME CONFERENCE SEOUL	2 - 15 JUL 07	6,267
C DALY	LECTURER	MALAYSIA	MOEM 2	9 JUN - 4 JUL 07	2,100
S DANBY	ASSOCIATE PROFESSOR	WELLINGTON - NEW ZEALAND	TO EXAMINE PHD STUDENT AT VICTORIA UNIVERSITY OF WELLINGTON	29 - 30 MAR 07	0
J DAVIS	LECTURER	SWEDEN	THE ROLE OF EARLY CHILDHOOD EDUCATION IN A SUSTAINABLE WORLD	28 APR - 9 MAY 07	3,482
S DAWSON	RESEARCH FELLOW	CANADA	TO WORK ON TWO CARRICK INSTITUTE PROJECTS	20 NOV - 12 DEC 07	5,064
C DIEZMANN	ACTING ASSISTANT DEAN (RESEARCH)	CHICAGO, BOSTON - USA	ATTENDANCE AT AERA CONFERENCE AND MEETING WITH ERLBAUM RE: A MONOGRAPH 2. VISIT TO HARVARD UNIVERSITY	3 - 17 APR 07	7,875
C DIEZMANN	ACTING ASSISTANT DEAN (RESEARCH)	CHINA	FOE STUDENT VISIT TO BEIJING NORMAL UNIVERSITY - CHINA	30 NOV - 11 DEC 07	4,973
C DOHERTY	LECTURER	LONDON - UNITED KINGDOM	BRITISH EDUCATIONAL RESEARCH ASSOCIATION ANNUAL CONFERENCE	1 - 11 SEP 07	3,349
K DOOLEY	LECTURER	KUALA LUMPUR - MALAYSIA	MTEP II	07 - 21 JAN 07	4,635
K DOOLEY	LECTURER	KUALA LUMPUR - MALAYSIA	PROFESSIONAL DEVELOPMENT FOR STAFF AT IPT AND IPRM INSTITUTIONS FOR THE MINISTRY OF EDUCATION - MALAYSIA	26 MAY - 2 JUN 07	2,710
K DOOLEY	SENIOR LECTURER	BEIJING - CHINA	FACULTY OF EDUCATION STUDENT VISIT TO BEIJING NORMAL UNIVERSITY	30 NOV - 15 JAN 08	3,635
J DUNCAN-HOWELL	SENIOR RESEARCH ASSISTANT	MANILA - PHILIPPINES	PSLP BUILDING CAPACITY FOR ICT STRATEGIC IMPLEMENTATION FOR BASIC EDUCATION. TRAINING WORKSHOP	8 - 15 SEP 07	2,585

Name	Position	Destination(s)	Purpose of Travel	Duration	Estimated Cost at Time of Approval
J DUNCAN-HOWELL	SENIOR RESEARCH ASSISTANT	SINGAPORE	ASCILITE 2007, TITLE OF PAPER: M-LEARNING: INNOVATIONS AND INITIATIVES: FINDING A PLACE FOR MOBILE TECHNOLOGIES WITHIN TERTIARY EDUCATIONAL SETTINGS	2 - 5 DEC 07	2,370
L EHRICH	SENIOR LECTURER	BEIJING - CHINA, LONDON - UNITED KINGDOM	CONFERENCE SUBMISSION - MENTORING AND WOMEN MANAGERS (BRITISH ACADEMY OF MANAGEMENT), RESEARCH COLLABORATION WITH PROFESSOR WU (BEIJING NORMAL UNIVERSITY)	31 AUG - 21 SEP 07	7,825
R ELLIOTT	DIRECTOR - INTERNATIONAL DEVELOPMENT	HANOI - VIETNAM	CONSULTANCY	06 JAN - 18 FEB 07	6,340
R ELLIOTT	DIRECTOR - INTERNATIONAL DEVELOPMENT	MALAYSIA	MOEM - 3RD CYCLE	8 - 18 APR 07	3,624
R ELLIOTT	DIRECTOR - INTERNATIONAL DEVELOPMENT	OMAN, UAE, QATAR, SAUDI ARABIA	MIDDLE EAST UNIVERSITY VISITS	22 APR - 11 MAY 07	12,941
R ELLIOTT	DIRECTOR - INTERNATIONAL DEVELOPMENT	MALAYSIA	MOEM 3	24 MAY - 5 JUN 07	4,285
R ELLIOTT	DIRECTOR - INTERNATIONAL DEVELOPMENT	TAIWAN, KOREA, JAPAN	MARKETING, MLI AND GRAD DIP	30 JUN - 10 JUL 07	6,471
R ELLIOTT	DIRECTOR - INTERNATIONAL DEVELOPMENT	PAPUA NEW GUINEA	SELECTING ALA SCHOLARSHIPS FOR AUSAID	19 AUG - 4 SEP 07	7,351
R ELLIOTT	DIRECTOR - INTERNATIONAL DEVELOPMENT	CHINA	MEETINGS WITH JED AND BNU DISCUSSIONS	1 - 13 DEC 07	7,031
R ELLIOTT	DIRECTOR - INTERNATIONAL DEVELOPMENT	MALAYSIA	MOEM 1	15 - 26 NOV 07	4,008
L ENGLISH	PROFESSOR	ODENSE - DENMARK	SECOND INTERNATIONAL SYMPOSIUM OF MATHEMATICS AND ITS CONNECTIONS TO THE ARTS AND SCIENCES. PLENARY ADDRESS. MATHEMATICAL MODELLING LINKING MATHEMATICS, SCIENCE AND THE ARTS IN THE ELEMENTARY CURRICULUM	27 MAY - 3 JUN 07	4,469

Name	Position	Destination(s)	Purpose of Travel	Duration	Estimated Cost at Time of Approval
L ENGLISH	PROFESSOR	SINGAPORE	INVITED PARTICIPATION IN SECOND INTERNATIONAL SYMPOSIUM ON LEARNING ENVIRONMENTS OF THE FUTURE: A COLLABORATION WITH THE LEARNING SCIENCES LABORATORY OF SINGAPORE	10 - 15 JUN 07	2,649
L ENGLISH	PROFESSOR	BLOOMINGTON, MISSOULA - USA	INTERNATIONAL CONFERENCE ON TEACHING MODELLING AND APPLICATIONS, MAJOR THEME LEADER ICTMA-13 (MODELLING IN THE PRIMARY SCHOOL); PAPER PRESENTATION; STUDENTS MODELLING WITH COMPLEX SYSTEMS, THEN ONTO UNIVERSITY OF MONTANA, MISSOULA AS INVITED VISITING PROFESSOR	20 JUL - 4 AUG 07	5,265
B EWING	LECTURER	NORTH CAROLINA - USA	9TH ANNUAL CONFERENCE "MATHEMATICS EDUCATION IN A GLOBAL COMMUNITY"	5 - 17 SEP 07	4,105
B EXLEY	LECTURER	AUCKLAND - NEW ZEALAND	ATTENDANCE AT THE INTERNATIONAL DEVELOPMENT OCEANICA COMMITTEE	20 - 22 APR 07	0
B EXLEY	LECTURER	HAMILTON - NEW ZEALAND	LANGUAGE, EDUCATION, DIVERSITY 2007	20 - 25 NOV 07	1,840
A FARRELL	HEAD OF SCHOOL	SINGAPORE, INDONESIA	MEET WITH PELITA HAPAN UNIVERSITY IN JAKARTA, ATTEND SINGAPORE GRADUATION AND POSSIBLE MEETING WITH KLC SCHOOL OF EDUCATION IN SINGAPORE	23 - 28 APR 07	2,805
A FARRELL	HEAD OF SCHOOL	HONG KONG, GRANADA, UNITED KINGDOM	PECERA (PACIFIC EARLY CHILDHOOD RESEARCH ASSOCIATION) CONFERENCE, HONG KONG THREE PAPERS; INTERNATIONAL INTERDISCIPLINARY SOCIAL SCIENCE CONGRESS, GRANADA 1 PAPER; RESEARCH MEETINGS NATIONAL CHILDREN'S BUREAU LONDON	4 - 20 JUL 07	6,615
A FARRELL	HEAD OF SCHOOL	PAPUA NEW GUINEA, PORT MORESBY	EDUCATION CAPACITY BUILDING PROGRAM - DELIVERY OF BED FOR CHILDHOOD DEVELOPMENT	25 - 29 NOV 07	2,797
L GILMORE	SENIOR LECTURER	BOSTON - USA, LONDON - UNITED KINGDOM	PRESENTATION OF PAPER AS PART OF SYMPOSIUM WITH US RESEARCHERS	27 MAR - 18 APR 07	3,367
L GILMORE	SENIOR LECTURER	LONDON	MEETINGS WITH STAFF AT UNIQUE (IN LIEU OF PREVIOUSLY APPROVED VISIT THAT WAS CANCELLED)	10 NOV - 4 DEC 07	0
S GRIESHABER	PROFESSOR	CHICAGO	AMERICAN EDUCATIONAL RESEARCH ASSOCIATION ANNUAL MEETING	8 - 16 APR 07	2,959

Name	Position	Destination(s)	Purpose of Travel	Duration	Estimated Cost at Time of Approval
S GRIESHABER	PROFESSOR	MANCHESTER - UNITED KINGDOM	3RS CONFERENCE: REVIEWING, RENEGOTIATING AND REFRAMING EARLY CHILDHOOD. PAPER TO BE PRESENTED: REFRAMING, RISKS AND REALITY	17 - 24 JUN 07	0
S GRIESHABER	PROFESSOR	TAIWAN	INVITED PRESENTATIONS AND WORKSHOPS BEING PRESENTED AT 2 UNIVERSITIES IN TAIWAN	3 - 12 NOV 07	0
S GRIESHABER	PROFESSOR	HONG KONG, TAIPEI	1. HONG KONG INSTITUTE OR EDUCATION, INVITED PUBLIC SPEECH, 12 DECEMBER 2. RECONCEPTUALISING THE EARLY CHILDHOOD CURRICULUM: INVITED PLENARY. "CHILD CENTREDNESS IN CROSS CULTURAL SETTINGS". 13-17 DECEMBER 3. WORKING WITH PHD STUDENT (STELLA LAM) 4. INVITED KEYNOTE	11 - 23 DEC 07	3,183
A HEIRDSFIELD	LECTURER	HONG KONG	PACIFIC EARLY CHILDHOOD EDUCATION RESEARCH ASSOCIATION. PAPER 1: GETTING CONNECTED. PAPER 2: ONLINE LEARNING ENVIRONMENTS. PAPER 3: LIVING WITH UNCERTAINTY	1 - 10 JUL 07	3,067
E HEPPLER	LECTURER	AUSTRIA, SCOTLAND	CHALLENGING TEFL TRAINEES PROFESSIONAL BELIEFS: UNEXPECTED ENCOUNTERS IN INTERNATIONAL PRACTICUM	5 - 24 APR 07	800
D HOVEN	LECTURER	CANADA	EDUCATION MEDIA, PRESENTATION OF PAPER "NETWORKING TO LEARN: LOGGING FOR SOCIAL AND COLLABORATIVE PURPOSES"	23 JUN - 4 JUL 07	3,560
D HOWARTH	ASSOCIATE LECTURER	LONDON - UNITED KINGDOM	TWO PRESENTATIONS AT HIGHER EDUCATION: INTERNATIONAL MARKETS, INTERNAL DYNAMICS	28 MAR - 07 APR 07	2,454
D HOWARTH	ASSOCIATE LECTURER	AUCKLAND, HAMILTON, PALMERSTON, WELLINGTON, DUNEDIN, CHRISTCHURCH - NEW ZEALAND	WORKSHOP PRESENTATIONS TO INTERNATIONAL ADMISSIONS STAFF IN UNIVERSITIES. POLYTECHNICS AND PRIVATE COLLEGES (3 DAYS). PART OF A CONSULTANCY ACTIVITY FOR THE KNOWLEDGE PARTNERSHIP PTY LTD (U.K. BRISBANE AND NEW ZEALAND). AUCKLAND - MEET WITH DR STUART MIDDLETON	30 APR - 10 MAY 07	0
A HUDSON	SENIOR LECTURER	PORT MORESBY - PAPUA NEW GUINEA	PRESENTING SEMINARS TO PARTICIPANTS IN HIV/AIDS EDUCATION RESEARCH PROJECT	1- 6 APR 07	0
A HUDSON	ASSOCIATE PROFESSOR	SARAJEVO, OXFORD - UNITED KINGDOM	2 CONFERENCES: UKFIET, WCCES	30 AUG - 16 SEP 07	800

					Estimated Cost at Time of Approval
Name	Position	Destination(s)	Purpose of Travel	Duration	
A HUDSON	ASSOCIATE PROFESSOR	AUCKLAND - NEW ZEALAND	AUSTRALIA AND NEW ZEALAND COMPARATIVE AND INTERNATIONAL EDUCATION CONFERENCE. PRESENTATION OF PAPER ON EDUCATIONAL AID	24 NOV - 5 DEC 07	1,624
P HUDSON	LECTURER	KUALA LUMPUR - MALAYSIA	MTEP II TEACHING	07 - 21 JAN 07	4,497
P HUDSON	LECTURER	KUALA LUMPUR - MALAYSIA	PROFESSIONAL DEVELOPMENT FOR STAFF AT IPT AND IPRM INSTITUTIONS FOR THE MINISTRY OF EDUCATION, MALAYSIA	26 MAY - 3 JUN 07	2,900
P HUDSON	LECTURER	LONDON	BERA CONFERENCE (PAPER TITLES EVALUATING A PRIMARY SCIENCE MENTORING PROGRAM FOR PRESERVICE TEACHERS; ASSESSING PRIMARY STUDENTS' LEARNING IN SCIENCE EDUCATION	30 AUG - 10 SEP 07	6,569
P HUDSON	LECTURER	TOKYO, ENGLAND	JALT CONFERENCE (PAPER TITLE: MENTORING PRESERVICE EFL PRIMARY TEACHERS); MEETING WITH STAFF FROM AOYAMA GAKUIN UNIVERSITY FOR A POSSIBLE QUT PROGRAM; PRESENTING AT UNIVERSITY OF HEREFORDSHIRE IN ENGLAND	18 NOV - 9 JAN 08	3,777
S HUDSON	LECTURER	TOKYO, LONDON	TO PRESENT PAPER AT THE JALT CONFERENCE: MENTORING EFL PRESERVICE PRIMARY TEACHERS TO MEET WITH STAFF AT AOYAMA GAKUIN UNIVERSITY REGARDING THE POSSIBILITY OF LINKS WITH QUT: PRESENTATION AT THE UNIVERSITY OF HERTFORDSHIRE	18 NOV - 1 JAN 08	2,526
M HURWOOD	DEVELOPMENT PROJECT MANAGER	MALAYSIA	MOEM - 3RD CYCLE	8 - 18 APR 07	3,391
M HURWOOD	DEVELOPMENT PROJECT MANAGER	MALAYSIA	MOEM 3	30 MAY - 4 JUN 07	2,389
M HURWOOD	DEVELOPMENT PROJECT MANAGER	PHILIPPINES	PLSP (AUSAID) TRAINING	8 - 16 SEP 07	2,105
C IRONS	SENIOR LECTURER	HOUSTON, TEXAS - USA	PAPER 1 AT NATIONAL COUNCIL OF TEACHERS OF MATHEMATICS CONFERENCE: FANTASTIC FOLDING FEETS - ACTIVITIES THAT PROMOTE VISUAL THINKING	25 NOV - 7 DEC 07	0
C IRONS	SENIOR LECTURER	ATLANTA, GEORGIA - USA	NATIONAL COUNCIL OF SUPERVISORS OF MATHEMATICS CONFERENCE & NATIONAL COUNCIL OF TEACHERS OF MATHEMATICS CONFERENCE	15 - 24 MAR 07	0

					Estimated Cost at Time of Approval
Name	Position	Destination(s)	Purpose of Travel	Duration	
R IRONS	LECTURER	ATLANTA, GEORGIA - USA	CONFERENCE SEMINAR - I LIKE WORKING WITH NUMBERS, CONFERENCE PRESENTATION FOR NATIONAL COUNCIL OF TEACHERS OF MATHEMATICS, SPECIFICALLY FOR EARLY CHILDHOOD AND PRIMARY TEACHERS	16 - 24 MAR 07	0
R IRONS	LECTURER	MALACCA - MALAYSIA	MOEM 2	24 NOV - 1 DEC 07	2,921
R IYER	SENIOR LECTURER	AUCKLAND - NEW ZEALAND	PRESENTING PAPER	20 - 25 NOV 07	958
C KAPITZKE	ASSOCIATE PROFESSOR	BEIJING - CHINA	SECOND CHINA, BEIJING, INTERNATIONAL CULTURE AND CREATIVE INDUSTRIES EXPO	5 - 12 NOV 07	600
C KAPITZKE	ASSOCIATE PROFESSOR	WELLINGTON - NEW ZEALAND	CONFERENCE: CREATIVITY, ENTERPRISE, POLICY: NEW DIRECTIONS IN EDUCATION. PAPER TITLE: CORPORATIZING THE SCHOOLED IMAGINARY: CREATIVITY AS GOVERNING RATIONALITY	5 - 10 DEC 07	2,195
D KING	ASSOCIATE LECTURER	CHICAGO & NEW ORLEANS	AERA AND NARST - PRESENTATION OF PAPER	8 - 21 APR 07	1,000
V KLENOWSKI	PROFESSOR	MALAYSIA	DELIVERY OF ASSESSMENT COURSE TO MALAYSIAN TEACHERS	2 - 7 SEP 07	2,669
J LAMPERT	LECTURER	CANADA	RECRUITMENT FOR INTERNATIONAL STUDENTS	14 SEP - 4 OCT 07	4,600
K LEE	HEAD OF SCHOOL	KUALA LUMPUR - MALAYSIA	KEYNOTE SPEAKER AT SMART SCHOOL INTERNATIONAL CONFERENCE MALAYSIA 2007	12 - 22 APR 07	405
K LEE	HEAD OF SCHOOL	HONG KONG	KEYNOTE SPEAKER AT OLTA ANNUAL CONFERENCE AND MEETING WITH HONG KONG INSTITUTE OF EDUCATION	13 - 19 JUN 07	1,795
K LEE	HEAD OF SCHOOL	MANILA - PHILIPPINES	PROJECT: AUSAID PSLP PROJECT - BUILDING THE CAPACITY OF THE DEPARTMENT OF EDUCATION TO FORMULATE AND IMPLEMENT AN ICT STRATEGY FOR BASIC EDUCATION (AUG 1 - 30 JUNE 2008)	8 - 16 SEP 07	0
K LEE	HEAD OF SCHOOL	MALAYSIA, SINGAPORE	ASCILITE 2007, TITLE OF PAPER: M-LEARNING: INNOVATIONS AND INITIATIVES: FINDING A PLACE FOR MOBILE TECHNOLOGIES WITHIN TERTIARY EDUCATIONAL SETTINGS AND LEARNING OBJECTS AND TERTIARY EDUCATION? WHAT VALUE DO THEY OFFER? OTHER BUSINESS: ASCILITE EXECUTIVE COMMITTEE MEETINGS (1 & 6 DEC)	22 NOV - 7 DEC 07	3,856



Name	Position	Destination(s)	Purpose of Travel	Duration	Estimated Cost at Time of Approval
J LIDSTONE	ASSOCIATE PROFESSOR	HONG KONG	INVITATION TO REVIEW UNDERGRADUATE DEGREE COURSES	04 - 09 MAR 07	0
J LIDSTONE	ASSOCIATE PROFESSOR	CANADA	THINKING ABOUT THINKING: SOCIAL SCIENCE EDUCATION CONSORTIUM ANNUAL CONFERENCE, UBC	9 JUN - 8 JUL 07	4,000
J LIDSTONE	ASSOCIATE PROFESSOR	KAOHSIUNG - TAIPEI	MEIHO INSTITUTE OF TECHNOLOGY CONFERENCE ON GLOBALISATION AND INTERCULTURAL MARRIAGE & GUEST TEACHING AT NATIONAL TAIWAN UNIVERSITY	28 OCT - 9 NOV 07	1,633
A LUKE	PROFESSOR	ONTARIO - CANADA, CHICAGO, PORTLAND, LOS ANGELES - USA	SEMINAR/POLICY MEETINGS: ONTARIO MINISTRY OF EDUCATION, PAPER/ EDITORIAL MEETINGS: AMERICAN EDUCATIONAL RESEARCH ASSOCIATION (CHICAGO), SEMINARS LEWIS & CLARK UNIVERSITY (PORTLAND), EDITORIAL MEETINGS UNIVERSITY OF CALIFORNIA & BERKELEY (LOS ANGELES)	2 APR - 2 MAY 07	5,944
A LUKE	PROFESSOR	LONDON, BERLIN	LEARNING TOGETHER (IOE LONDON), 22-24/7/07 & 15TH EUROPEAN READING CONFERENCE (HUMBOLDT, BERLIN) 5-8/7/07	19 JUL - 13 AUG 07	3,000
K MALLAN	PROFESSOR	DUBLIN - IRELAND	RE-EVALUATING GENDER IN CHILDREN'S LITERATURE	21 FEB - 01 MAR 07	3,117
K MALLAN	PROFESSOR	CHINA - NINGBO	SYMPOSIUM ON ADOLESCENT LITERATURE: INVITATION TO PRESENT A PAPER	15 - 23 MAY 07	2,815
K MALLAN	PROFESSOR	KYOTO - JAPAN, LONDON - ENGLAND	THE 18TH BIENNIAL CONFERENCE OF THE IRSCC	22 - 31 AUG 07	4,512
K MALLAN	PROFESSOR	LONDON - UNITED KINGDOM	CHILDREN'S LITERATURE INTERNATIONAL SUMMER SCHOOL, PDL LONG	9 - 24 JUL 07	4,748
F MCARDLE	SENIOR LECTURER	CHICAGO - USA	AMERICAN EDUCATION RESEARCH ASSOCIATION CONFERENCE	8 - 16 APR 07	4,914
F MCARDLE	SENIOR LECTURER	HONG KONG	RECEPTUALISING EC EDUCATION INTERNATIONAL CONFERENCE. REGGIO EMILLIA AND GLOBALISATION	7 - 18 DEC 07	1,660
J MCLAUGHLIN	LECTURER	PORT MORESBY - PAPUA NEW GUINEA	LAUNCH RESEARCH PROJECT - HIV/ AIDS EDUCATION RESEARCH PROJECT	1- 6 APR 07	0
E MCWILLIAM	ASSISTANT DEAN (RESEARCH)	WALES, CARDIFF - UNITED KINGDOM	CREATIVITY OR CONFORMITY? BUILDING CULTURES OF CREATIVITY IN HIGHER EDUCATION	05 - 14 JAN 07	6,633
E MCWILLIAM	ASSISTANT DEAN (RESEARCH)	LONDON	5TH INTERNATIONAL CONFERENCE FOR RESEARCH IN MUSIC EDUCATION	8 - 16 APR 07	7,519
E MCWILLIAM	ASSISTANT DEAN (RESEARCH)	SWEDEN - NORRKOPING	13TH INTERNATIONAL CONFERENCE OF THINKING - PRESENTATION OF PAPERS	10 - 23 JUN 07	8,561

Name	Position	Destination(s)	Purpose of Travel	Duration	Estimated Cost at Time of Approval
E MCWILLIAM	ASSISTANT DEAN RESEARCH	CHINA - BEIJING	INVITED KEYNOTE SPEAKER AT THE 10TH CHINA BEIJING INTERNATIONAL HIGH - TECH EXPO	22 - 27 MAY 07	2,010
A MORETON-ROBINSON	PROFESSOR	OKLAHOMA, CALIFORNIA - USA	PRESENTATION OF PAPER AT WHAT'S NEXT FOR NATIVE AMERICAN AND INDIGENOUS STUDIES CONFERENCE	2 - 11 MAY 07	3,496
R NASON	ASSOCIATE PROFESSOR	SINGAPORE, KUALA LUMPUR	1. CONFERENCE NAME: IDM AND MODELING CONFERENCE 2. TITLE OF PAPER: MODELLING WITHIN MATHEMATICAL ONLINE KNOWLEDGE BUILDING COMMUNITIES 3. MEETING WITH PHD STUDENT ROS YAHAYA TO WORK ON REVISIONS TO THESIS REQUIRED BY EXTERNAL ASSESSORS	10 - 20 JUN 07	1,346
R NASON	ASSOCIATE PROFESSOR	HIROSHIMA	ICCE2007	5 - 13 NOV 07	2,236
S NYKVIST	LECTURER	KUALA LUMPUR - MALAYSIA	MTEP II	31 MAR - 08 APR 07	3,072
S NYKVIST	LECTURER	MALAYSIA	MOEM 2	9 JUN - 5 JUL 07	4,997
S NYKVIST	LECTURER	JAPAN, MALAYSIA	OZ-TEACHER NET 2.0: REDEFINING THE EDUCATION ONLINE COMMUNITY & MODERATION / CURRICULUM / MANAGEMENT MEETING MALAYSIA - MOEM2	5 NOV - 6 DEC 07	9,174
B ORTH	ADMINISTRATION ASSISTANT	MALAYSIA	QUALITY ASSURANCE FOR MOEM PROJECTS	9 - 24 JUN 07	3,286
N PATERSON	LECTURER	KUALA LUMPUR - MALAYSIA	DELIVERY OF BACHELOR OF EDUCATION STUDY DEGREE PROGRAM	26 MAY - 3 JUN 07	2,794
N PATTERSON	LECTURER	KUALA LUMPUR - MALAYSIA	MALAYSIAN BACHELOR OF EDUCATION DEGREE PROGRAM	1 - 18 JAN 07	1,990
W PATTON	ACTING EXECUTIVE DEAN	NEW YORK, CHARLOTTE - USA	RESEARCH ACTIVITIES	15 JUN - 9 JUL 07	7,620
W PATTON	EXECUTIVE DEAN	ITALY	JAIEVG INTERNATIONAL CONFERENCE GENERAL ASSEMBLY 2007 AND INTERNATIONAL SYMPOSIUM	24 AUG - 8 SEP 07	5,278
W PATTON	EXECUTIVE DEAN	PAPUA NEW GUINEA	ATTEND AND PRESENT AT A MLI GRADUATION CEREMONY IN PAPUA NEW GUINEA	26 JUL - 28 JUL 07	2,286
W PATTON	EXECUTIVE DEAN	CHINA	MEET WITH BNU DOCTORAL STUDENTS AND QUT DOCTORAL STUDENTS AT BNU AS PART OF STRENGTHENING THAT RELATIONSHIP	1 - 8 DEC 07	5,282
R PEARD	LECTURER	WELLINGTON - NEW ZEALAND	CONFERENCE: CREATIVITY, ENTERPRISE AND POLICY - NEW DIRECTIONS IN EDUCATION, PAPER: WHAT CONSTITUTES QUANTITATIVE KNOWLEDGE FOR PRE-SERVICE PRIMARY TEACHERS?	5 - 10 DEC 07	1,595

					Estimated Cost at Time of Approval
Name	Position	Destination(s)	Purpose of Travel	Duration	
R PEARD	LECTURER	PENANG, MALAYSIA	PRESENTATION OF COLLABORATIVE RESEARCH WITH MOEM 2 PARTICIPANTS AND FOLLOW-UP ON UNIT OUTCOMES - COSMED 2007	9 - 16 NOV 07	2,472
H PILLAY	PROFESSOR	SAMOA	SITE VISIT TO DEVELOP A PROPOSAL TO EXPAND THE SCHOOL NET PROJECT	1 - 10 MAY 07	2,921
H PILLAY	PROFESSOR	SAMOA	SITE VISIT TO DEVELOP A PROPOSAL TO EXPAND THE SCHOOL NET PROJECT	5 - 13 JUN 07	3,748
H PILLAY	PROFESSOR	HANOI - VIETNAM	DISCUSS THE EVIDENCE BASED EDUCATION REFORM CONCEPT WITH THE PEDC TEAM (INCLUDING UNIVERSITY AND TEACHER TRAINING INSTITUTES INVOLVED IN THE PROJECT) AND MOET TO EXPLORE INTEREST IN SETTING UP A RESEARCH ACTIVITY WITHIN THE PEDC PROJECT	20 DEC - 2 JAN 08	8,731
H PILLAY	PROFESSOR	PHILIPPINES	ICT IN EDUCATION IN DEVELOPING COUNTRIES	13 - 20 OCT 07	0
S RITCHIE	ASSOCIATE PROFESSOR	CHRISTCHURCH, AUCKLAND - NEW ZEALAND	PRESENT RESEARCH AT AN INTERNATIONAL FORUM - ENHANCING SCIENCE UNDERSTANDING WITH LITERACY PRACTICES	10 - 21 APR 07	0
A ROBERTS	LECTURER	NEW ZEALAND	DISCUSSIONS WITH PRINCIPALS AND STAFF FOR THE WAINUIOMATA MASTER OF LEARNING INNOVATION (MLI) COHORT	29 OCT - 3 NOV 07	1,499
A ROBERTS	LECTURER	SINGAPORE	ASCILITE CONFERENCE, PAPER BEING PRESENTED: BEYOND A PARTICIPATION FOCUS	1 - 6 DEC 07	2,684
M RYAN	LECTURER	VANCOUVER - CANADA	INVITATION AS VISITING SCHOLAR TO PRESENT WORK AND LIAISE WITH COLLEAGUES	22 JAN - 15 FEB 07	0
T SEDGLEY	LECTURER	MALAYSIA	MOEM 2	9 JUN - 6 JUL 07	5,702
T SEDGLEY	LECTURER	KUALA LUMPUR	MODERATION FOR MOEM 2	13 - 25 NOV 07	2,771
R SPOONER-LANE	LECTURER	KUALA LUMPUR - MALAYSIA	MTEP II - UNIT COORDINATION	07 - 21 JAN 07	4,890
R SPOONER-LANE	LECTURER	KUALA LUMPUR - MALAYSIA	PROFESSIONAL DEVELOPMENT FOR STAFF AT IPT AND IPRM INSTITUTIONS FOR THE MINISTRY OF EDUCATION, MALAYSIA	26 MAY - 3 JUN 07	2,900
G TAIT	SENIOR LECTURER	LEEDS - UNITED KINGDOM	RESEARCH INTO EDUCATION AND TORT LAW	25 JUL 07 - 1 JUL 08	2,984
J TAN	RESEARCH FELLOW	CHINA - BEIJING	FELLOW PRESENTER TO KEYNOTE SPEAKER, PROFESSOR ERICS MCWILLIAM AT THE 10TH CHINA BEIJING INTERNATIONAL HIGH-TECH EXPO	23 - 28 MAY 07	1,901

Name	Position	Destination(s)	Purpose of Travel	Duration	Estimated Cost at Time of Approval
J TAN	RESEARCH FELLOW	BEIJING - CHINA	FACULTY OF EDUCATION STUDY VISIT TO BEIJING NORMAL UNIVERSITY (DOCTORAL STUDENT REPRESENTATIVE)	30 NOV - 15 DEC 07	2,003
C TAYLER	PROFESSOR	HONG KONG	ECEC ON THE KOREAN PENINSULA/ PECERA STEERING COMMITTEE MEMBER - ESTABLISHMENT OF THE NEW CONSTITUTION, PARTICIPATION IN OECD STARTING STRONG II DISCUSSION POST-J BENNETT'S KEYNOTE, VISIT TO HKPU IN HON. PROF ROLE TO MEET STAFF AND UPDATE RESEARCH	3 - 8 JUL 07	2,385
P TAYLOR	ASSISTANT DEAN (LEARNING)	NORRKOPING - SWEDEN	THE 13TH INTERNATIONAL CONFERENCE ON THINKING	10 - 23 JUN 07	10,473
K THORPE	PROFESSOR	OSLO, BELGIUM, LONDON, OXFORD, BRISTOL	A. PDL WORK WITH NORWEGIAN TEAM ON YOUNG CHILDREN'S FRIENDSHIPS! B. ATTENDANCE AT INTERNATIONAL CONGRESS ON TWIN STUDIES, GHENT, BELGIUM : 3 PAPERS 1. TWIN RELATIONSHIP, PEER RELATIONSHIP: A CASE STUDY OF A FEMALE MZ TWIN PAIR IN A PRESCHOOL SETTING. 2. COMPRISED OR COMPETENT: TWIN CHILDREN'S SOCIAL DEVELOPMENT 3. BEHAVIOURAL DIFFICULTIES IN EARLY CHILDHOOD: TWIN SINGLETON AND TWIN TYPE COMPARISONS, ATTENDANCE AS BOARD MEMBER ICTS	30 MAY - 8 JUL 07	6,954
V VONCINA	VISITING ACADEMIC	LOS ANGELES, CHICAGO - USA	AERA ANNUAL GENERAL MEETING AND EXHIBITION	8 - 22 APR 07	2,595
S WALKER	LECTURER	BOSTON, MASSACHUSETTS - USA	SOCIETY FOR RESEARCH IN CHILD DEVELOPMENT 2007 BIENNIAL MEETING	27 MAR - 06 APR 07	3,506
S WALKER	LECTURER	GERMANY - JENA, CZECH REPUBLIC - PRAGUE	"THE SOCIAL PARTICIPATION OF YOUNG CHILDREN WITH AUTISTIC SPECTRUM DISORDER IN INCLUSIVE EARLY CHILDHOOD PROGRAMS" POSTER TO BE PRESENTED AT ECDP AND PAPER TO BE PRESENTED BY AT EECERA	30 AUG - 3 SEP 07	4,798
J WATTERS	ASSOCIATE PROFESSOR	CHICAGO	AMERICAN EDUCATIONAL RESEARCH ASSOCIATION ANNUAL MEETING	3 - 17 APR 07	5,836
J WATTERS	ASSOCIATE PROFESSOR	MALAYSIA	MOEM PROJECT TEACHING	8 JUN - 4 JUL 07	5,869
J WATTERS	ASSOCIATE PROFESSOR	HAWAII - USA	ATTENDANCE AT THE "20TH INTERNATIONAL CONFERENCE ON THE FIRST-YEAR EXPERIENCE"	6 - 15 JUL 07	3,300
J WATTERS	LECTURER	KUALA LUMPUR	MODERATION FOR MOEM 2	13 - 25 NOV 07	2,946

					Estimated Cost at Time of Approval
Name	Position	Destination(s)	Purpose of Travel	Duration	
C WEIR	LECTURER	CHICAGO	2007 AERA ANNUAL MEETING, PAPER PRESENTATION	5 - 19 APR 07	6,759
C WEIR	LECTURER	TORONTO - CANADA	MEETING WITH ONTARIO MINISTRY OF EDUCATION RE SYLLABUS DESIGN AND DEVELOPMENT IN ACCORDANCE WITH QSA-FUNDED RESEARCH PROJECT WITH PROF LUKE INTO THE PRINCIPLES AND PROCESSES THAT UNDERLIE THE SCHOOL SYLLABUS	26 OCT - 6 NOV 07	8,160
J WHITTA	SENIOR LECTURER	ONTARIO, OTTAWA, TORONTO - CANADA	CANTEACH TEACHER EDUCATION FAIR TOUR	10 - 25 MAR 07	3,557
M WHITTAKER	INTERNATIONAL SHORT COURSE CO-ORDINATOR	SHANGHAI, NANJING, BEIJING	VISIT SCHOOLS IN NANJING, MEET JED OFFICIALS, MEET AGENTS IN SHANGHAI TO DISCUSS FUTURE PROGRAMS, CONDUCT ORIENTATION FOR MED TESOL STUDENTS IN NANJING	1 - 14 DEC 07	5,499
HEALTH					
J ABBEY	PROFESSOR	PORTUGAL, UNITED KINGDOM, SCOTLAND	CONFERENCE	28 APR - 2 JUN 07	11,961
J ABBEY	PROFESSOR	PALMERSTON NORTH - NEW ZEALAND	CONFERENCE	16 - 30 AUG 07	335
R AIRD	LECTURER	HANOI - VIETNAM	EDUCATION PROGRAM	2 - 12 DEC 07	3,839
D ANDERSON	ASSOCIATE PROFESSOR	KYOTO - JAPAN	RESEARCH CONFERENCE	12 - 19 MAY 07	4,847
P ANDERSON	LECTURER	HANOI - VIETNAM	EDUCATION PROGRAM	2 - 10 DEC 07	3,574
D ATCHISON	PROFESSOR	HERAKLION - CRETE	CONFERENCE	24 JUN - 4 JUL 07	500
A BARNARD	SENIOR LECTURER	CHINA	CONFERENCE	12 - 20 MAY 07	2,478
A BARNARD	SENIOR LECTURER	BEIJING - CHINA	CONFERENCE	27 AUG - 2 SEP 07	4,183
P BENNETT	SENIOR LECTURER	AUCKLAND - NEW ZEALAND	MEETING	19 - 24 NOV 07	1,820
K BOWMAN	EXECUTIVE DEAN	OMAN	MIDDLE EAST MISSION	2 - 11 MAY 07	7,298
K BOWMAN	EXECUTIVE DEAN	VIETNAM	INDUSTRY VISIT	4 - 11 JUN 07	6,988
K BOWMAN	EXECUTIVE DEAN	MALAYSIA	COLLABORATIONS	16 - 20 JUL 07	5,815
N BYRNE	SENIOR LECTURER	LAUSANNE - SWITZERLAND	RESEARCH	11 - 27 AUG 07	4,931
L CARNEY	HEAD OF SCHOOL, SCHOOL OF OPTOMETRY	WHISTLER - CANADA	RESEARCH	11 - 20 AUG 07	5,548
M COLLINS	PROFESSOR	HONG KONG	RESEARCH AND DEVELOPMENT MEETINGS	5 - 7 MAR 07	8,662
M COLLINS	PROFESSOR	FLORIDA, JACKSONVILLE - USA	VISTAKON MARCH 2007	11 - 18 MAR 07	400
M COLLINS	PROFESSOR	HONG KONG	SEMINAR	11 - 15 MAY 07	0
M COLLINS	PROFESSOR	JACKSONVILLE - USA	INDUSTRY VISIT	11 - 18 NOV 07	400
M COURTNEY	PROFESSOR OF NURSING & DOMAIN LEADER HHWB, IHBI	YOKOHAMA - JAPAN	CONFERENCE	26 MAY - 3 JUN 07	6,957

Name	Position	Destination(s)	Purpose of Travel	Duration	Estimated Cost at Time of Approval
M COURTNEY	PROFESSOR OF NURSING & DOMAIN LEADER HHWB, IHBI	BEIJING - CHINA	CONFERENCE	20 - 27 OCT 07	4,827
P COWBURN	RESEARCH ASSISTANT	INDONESIA - JAKARTA	YCAB PROJECT	27 FEB - 5 MAR 07	1,958
F COYER	SENIOR LECTURER	ROTORUA - NEW ZEALAND	CONFERENCE	24 - 31 OCT 07	3,325
C DALY	LECTURER	MALAYSIA	MOEM	9 JUN - 5 JUL 07	5,717
C DALY	LECTURER	KUALA LUMPUR - MALAYSIA	MEETING	11 - 26 NOV 07	4,731
L DANIELS	PROFESSOR	BUDAPEST	CONFERENCE	18 APR - 1 MAY 07	5,823
J DAVEY	DEPUTY DIRECTOR - CARRSQ	SEATTLE - USA, BANGKOK	CONFERENCE	23 AUG - 1 SEP 07	9,782
J DAVEY	DEPUTY DIRECTOR - CARRS-Q	BANGKOK - THAILAND	CONFERENCE	13 - 17 NOV 07	5,037
K DAVIDS	HEAD OF SCHOOL - HUMAN MOVEMENT STUDIES	DUNEDIN - NEW ZEALAND	RESEARCH VISIT	7 - 20 JAN 07	4,368
K DAVIDS	HEAD OF SCHOOL - HUMAN MOVEMENT STUDIES	SINGAPORE	ACADEMIC COLLABORATIONS	17 - 20 JUL 07	2,229
K DAVIDS	HEAD OF SCHOOL - HUMAN MOVEMENT STUDIES	MANCHESTER, SHEFFIELD, CARDIFF - UNITED KINGDOM	ACADEMIC COLLABORATIONS	28 NOV - 1 JAN 08	11,408
B DAVIS	SENIOR RESEARCH ASSOCIATE	FLORIDA - JACKSONVILLE	VISTAKON MARCH 2007	11 - 18 MAR 07	400
B DAVIS	SENIOR RESEARCH ASSOCIATE	FLORIDA - USA	INDUSTRY VISIT	20 - 27 MAY 07	400
B DAVIS	SENIOR RESEARCH FELLOW	JACKSONVILLE - USA	INDUSTRY VISIT	11 - 18 NOV 07	400
S DAWSON	RESEARCH ASSISTANT	COLOGNE, GERMANY	CONFERENCE & RESEARCH	27 APR - 28 JUN 07	3,167
M DUNNE	PROFESSOR	HO CHI MINH CITY, CAN THO - VIETNAM	IMPROVE PUBLIC HEALTH TRAINING CENTRES	19 JAN - 11 FEB 07	5,600
M DUNNE	PROFESSOR	VIETNAM	RESEARCH	14 - 30 APR 07	5,073
M DUNNE	PROFESSOR	VIETNAM	PROJECT MANAGEMENT	10 JUN - 1 JUL 07	6,052
M DUNNE	PROFESSOR	HO CHI MINH CITY, HANOI - VIETNAM	PROGRAM MANAGEMENT	4 - 16 SEP 07	4,193
M DUNNE	PROFESSOR	HO CHI MINH CITY, VUNG TAU - VIETNAM	PROGRAM MANAGEMENT	4 - 17 OCT 07	3,970
M DUNNE	PROFESSOR	HANOI - VIETNAM	EDUCATION PROGRAM	1 - 12 DEC 07	4,437
H EDWARDS	HEAD OF SCHOOL - NURSING	VIETNAM	VIETNAM VISIT	27 MAY - 2 JUN 07	6,193
H EDWARDS	HEAD OF SCHOOL - NURSING	HANOI, HUE, CAN THO, HO CHI MINH CITY - VIETNAM	INDUSTRY VISIT	31 AUG - 8 SEP 07	4,817
H EDWARDS	HEAD OF SCHOOL - NURSING	NANJING, SHANGHAI, BEIJING, CHINA, HANOI - VIETNAM	CONFERENCE	9 - 31 OCT 07	9,812

					Estimated Cost at Time of Approval
Name	Position	Destination(s)	Purpose of Travel	Duration	
H EDWARDS	HEAD OF SCHOOL - NURSING	HANOI - VIETNAM	INDUSTRY VISIT	1 - 16 DEC 07	3,625
N EFRON	RESEARCH PROFESSOR	ANKARA, ISTANBUL -TURKEY	CONFERENCE	4 - 12 APR 07	0
N EFRON	RESEARCH PROFESSOR	WHISTLER - CANADA	CONFERENCE	12 - 20 AUG 07	3,134
N EFRON	RESEARCH PROFESSOR	HONG KONG, TAIWAN, KOREA	ASIAN LECTURE TOUR	25 NOV - 5 DEC 07	0
S FIRTH	SENIOR RESEARCH ASSISTANT	HO CHI MINH CITY, CAN THO - VIETNAM	IMPROVE PUBLIC HEALTH TRAINING CENTRES	26 JAN - 3 FEB 07	2,553
S FIRTH	SENIOR RESEARCH ASSISTANT	VIETNAM	PROJECT MANAGEMENT	11 - 20 JUN 07	2,881
S FIRTH	SENIOR RESEARCH ASSISTANT - VIETNAM PUBLIC HEALTH PROGRAM	SAITAMA - JAPAN	CONFERENCE	20 - 26 NOV 07	3,666
G FITZGERALD	PROFESSOR	SHANGHAI, SHENYANG, BEIJING	SEMINAR	26 MAY - 3 JUN 07	4,357
G FITZGERALD	PROFESSOR	MALE - MALDIVES	INDUSTRY VISIT	15 - 22 JUN 07	0
G FITZGERALD	PROFESSOR	MALE - MALDIVES	CONFERENCE	26 - 31 OCT 07	3,326
M FLEMING	HEAD OF SCHOOL - PUBLIC HEALTH	VIETNAM	INDUSTRY VISIT	26 JAN - 2 FEB 07	3,166
M FLEMING	HEAD OF SCHOOL - PUBLIC HEALTH	VIETNAM	PROJECT MANAGEMENT	12 - 19 JUN 07	1,633
M FLEMING	HEAD OF SCHOOL - PUBLIC HEALTH	SINGAPORE	INDUSTRY VISIT	17 - 20 JUL 07	2,189
J FREEMAN	ACADEMIC OUTPUT RESEARCH MANAGER	SEATTLE - USA, BANGKOK	CONFERENCE	23 AUG - 3 SEP 07	6,532
G GARDNER	PROFESSOR	CAIRD HALL, DUNDEE - SCOTLAND	CONFERENCE	26 APR - 18 MAY 07	6,935
N GRAVES	SENIOR RESEARCH FELLOW	UNITED KINGDOM	RESEARCH	16 MAY - 6 JUN 07	4,680
G GRAY	PROFESSOR (ADJUNCT), SCHOLAR IN RESIDENCE	HANOI, HUE, CAN THO, HO CHI MINH CITY - VIETNAM	INDUSTRY VISIT	31 AUG - 2 OCT 07	3,507
G GRAY	ADJUNCT PROFESSOR	HANOI - VIETNAM	CONFERENCE	22 - 31 OCT 07	5,143
G GRAY	ADJUNCT PROFESSOR	HANOI - VIETNAM	INDUSTRY VISIT	1 - 17 DEC 07	5,303
J HANSEN	SENIOR LECTURER	PRAGUE - CZECH REPUBLIC	CONFERENCE	10 - 22 JUL 07	4,000
N HAWORTH	PROFESSOR	WASHINGTON - USA	RESEARCH BOARD MEETING	20 - 27 JAN 07	6,771
N HAWORTH	PROFESSOR	SEATTLE - USA, VANCOUVER, ALBERTA - CANADA	CONFERENCES	24 AUG - 12 SEP 07	9,230
P HENDICOTT	SENIOR LECTURER	BANGKOK	CONVENTION	12 - 18 MAY 07	460
A HILLS	PROFESSOR	BEIJING - CHINA	RESEARCH MEETING	15 - 22 APR 07	0
A HILLS	PROFESSOR	FINLAND	RESEARCH & INDUSTRY MEETINGS	23 JUN - 1 JUL 07	3,500
A HILLS	PROFESSOR	LAUSANNE - SWITZERLAND	RESEARCH COLLABORATION	11 - 27 AUG 07	6,931
A HILLS	PROFESSOR	ESTONIA	CONFERENCE	3 - 11 SEP 07	0
A HILLS	PROFESSOR	TOKYO - JAPAN	CONFERENCE	30 SEP - 07 OCT 07	0

					Estimated Cost at Time of Approval
Name	Position	Destination(s)	Purpose of Travel	Duration	
X HOU	LECTURER	SHANGHAI - CHINA	INDUSTRY VISIT	14 - 19 JUN 07	4,200
J HOU	LECTURER	GUANGZHOU - CHINA	INDUSTRY VISIT	19 - 26 SEP 07	0
R ISKANDER	RESEARCH FELLOW	JACKSONVILLE - USA	INDUSTRY VISIT	11 - 18 NOV 07	400
M KAGAWA	POST DOCTORAL RESEARCH FELLOW	TOKYO - JAPAN	RESEARCH	27 SEP - 9 OCT 07	0
M KEDDA	SENIOR LECTURER	LONDON, CAMBRIDGE - UNITED KINGDOM	CONFERENCE & FIELD VISIT	4 - 13 SEP 07	4,644
M KEDDA	SENIOR LECTURER	HO CHI MINH CITY - VIETNAM	CONFERENCE	2 - 13 OCT 07	3,342
M KEMP	PROJECT OFFICER	CHICAGO	WORKING GROUP MEETINGS	20 MAY - 25 JUN 07	1,478
M KIMLIN	SENIOR RESEARCH FELLOW	SINGAPORE	CONFERENCE	17 - 21 APR 07	780
M KIMLIN	SENIOR RESEARCH FELLOW	BETHESDA, WASHINGTON DC - USA	CONFERENCE	6 - 11 MAY 07	5,482
M KIMLIN	SENIOR RESEARCH FELLOW	SHANGHAI, BEIJING - CHINA	TRADE MISSION	5 - 11 AUG 07	4,189
M KING	LECTURER	BANGKOK - THAILAND	CONFERENCE	12 - 18 NOV 07	3,561
N KING	SENIOR LECTURER	LEEDS, LONDON - UNITED KINGDOM	RESEARCH COLLABORATION	19 NOV - 1 DEC 07	1,699
C LANG	SENIOR RESEARCH ASSISTANT	HONOLULU, HAWAII, ATHENS, GEORGIA - USA	CONFERENCE & STUDY TOUR	16 SEP - 3 OCT 07	500
R LOWE	SENIOR LECTURER	BRUGES - BELGIUM, GLASGOW - SCOTLAND	CONFERENCE	21 SEP - 14 OCT 07	5,304
P LYONS-WALL	SENIOR LECTURER	AUCKLAND - NEW ZEALAND	CONFERENCE	4 - 10 DEC 07	1,573
B MACFARLANE	LECTURER	HO CHI MINH CITY - VIETNAM	CONFERENCE	3 - 16 OCT 07	2,968
K MCKENZIE	RESEARCH FELLOW	WELLINGTON - NEW ZEALAND	MEETING	28 NOV - 1 DEC 07	1,600
B MEIKLEJOHN	LECTURER	AUCKLAND, CHRISTCHURCH, ROTORUA - NEW ZEALAND	CONFERENCE & INDUSTRY VISIT	11 - 26 OCT 07	5,691
R MEUTER	SENIOR LECTURER	MONTREAL	CONFERENCE	27 MAY - 17 JUN 07	4,013
R MEUTER	SENIOR LECTURER & COURSE COORDINATOR	PARIS - FRANCE	CONFERENCE	23 AUG - 7 SEP 07	0
R MEUTER	SENIOR LECTURER & COURSE COORDINATOR	TEXAS - USA	CONFERENCE	28 NOV - 11 DEC 07	4,627
C MICHAEL	PROFESSOR	HONG KONG	SEMINAR	19 - 23 JUN 07	0
J NALDER	ADMINISTRATIVE OFFICER	HO CHI MINH CITY, CAN THO - VIETNAM	IMPROVE PUBLIC HEALTH TRAINING CENTRES	26 JAN - 3 FEB 07	2,553
R NASH	ASSISTANT DEAN - TEACHING & LEARNING	CHINA	CONFERENCE	12 - 20 MAY 07	2,478
R NASH	ASSISTANT DEAN - TEACHING & LEARNING	SINGAPORE	CONFERENCE	25 - 29 JUN 07	3,034
R NASH	ASSISTANT DEAN - TEACHING & LEARNING	HONG KONG	INDUSTRY VISIT	21 - 25 NOV 07	2,935
Y OSBORNE	LECTURER	HANOI - VIETNAM	INDUSTRY VISIT	1 - 19 DEC 07	4,057



					Estimated Cost at Time of Approval
Name	Position	Destination(s)	Purpose of Travel	Duration	
G PALK	LECTURER	SEATTLE - USA	CONFERENCE	24 AUG - 1 SEP 07	5,803
E PARKER	DIRECTOR OF ACADEMIC PROGRAMS/SENIOR LECTURER	VANCOUVER - CANADA	CONFERENCE	6 - 22 JUN 07	5,550
E PARKER	ASSOCIATE PROFESSOR	SAITAMA - JAPAN	CONFERENCE & MEETINGS	21 - 27 NOV 07	3,916
T PARKER	DOMAIN LEADER, IPR	GUANGZHOU - CHINA	CONVENTION	27 APR - 1 MAY 07	1,724
T PARKER	DOMAIN LEADER, IPR	HONG KONG	CONVENTION	7 - 11 JUN 07	1,167
T PARKER	DOMAIN LEADER, IPR	GUANGZHOU, NANJING, HONG KONG - CHINA	INDUSTRY VISIT	19 - 30 SEP 07	0
T PARKER	DOMAIN LEADER, IPR	WARSAW - POLAND	MEETINGS	6 - 12 OCT 07	4,363
N PATERSON	CURRICULUM CONSULTANT	KUALA LUMPUR - MALAYSIA	STUDIES DEGREE	1 - 18 JAN 07	1,990
N PATERSON	CONSULTANT	MALAYSIA	CONSULTANCY	26 MAY - 2 JUN 07	2,792
J PAYNE	LECTURER	SAKADO - JAPAN	CONFERENCE	22 NOV - 03 DEC 07	2,395
G PEMBERTON	PROJECT OFFICER	HANOI - VIETNAM	INDUSTRY VISIT	1 - 19 DEC 07	3,992
S READ	POST DOCTORAL FELLOW	JACKSONVILLE - USA	INDUSTRY VISIT	11 - 18 NOV 07	400
R SCHWEITZER	ASSOCIATE PROFESSOR	CAPE TOWN - SOUTH AFRICA	CONFERENCE	10 - 25 AUG 07	4,000
R SCHWEITZER	ASSOCIATE PROFESSOR	BOURNEMOUTH - UNITED KINGDOM	CONFERENCE	15 SEP - 10 OCT 07	0
M SHEEHAN	DIRECTOR - CARRS-Q	WASHINGTON - USA	RESEARCH BOARD MEETING	20 - 27 JAN 07	6,608
M SHEEHAN	DIRECTOR - CARRSQ	SEATTLE - USA	CONFERENCE	21 AUG - 2 SEP 07	8,005
I SHOCHET	HEAD OF SCHOOL	FLORENCE, GENEVA, BATH, JOHANNESBURG	CONFERENCE	18 AUG - 10 SEP 07	10,599
E STRODL	CLINIC DIRECTOR - PSYCHOLOGY CLINIC	MADISON, WISCONSIN - USA	CONFERENCE	14 - 27 JUN 07	4,000
D SURJAATMADJA	PROJECT OFFICER	MALE - MALDIVES	INDUSTRY VISIT	15 - 21 JUN 07	3,407
D SURJAATMADJA	PROJECT OFFICER	MALE - MALDIVES	CONFERENCE	27 OCT - 1 NOV 07	2,997
T TENKATE	LECTURER	BEIJING	SEMINAR	28 MAY - 3 JUN 07	3,061
S TONG	NHMRC SENIOR RESEARCH FELLOW	SHANGHAI, HEFEI - CHINA	RESEARCH	2 DEC - 4 JAN 08	0
S TONG	ASSOCIATE PROFESSOR PUBLIC HEALTH	MEXICO	CONFERENCE	3 - 14 SEP 07	6,650
S TONG	NHMRC SENIOR RESEARCH FELLOW	BEIJING, SHANGHAI, HANGZHOU - CHINA	RESEARCH	26 SEP - 30 OCT 07	4,305
S URRY	LECTURER	NEW ZEALAND - AUCKLAND	CONFERENCE PARTICIPATION	10 -17 FEB 07	1,475
S WALKER	ASSOCIATE DIRECTOR - NCCH	GEORGETOWN - WASHINGTON - USA	CONFERENCE	1 - 13 MAY 07	2,984
S WALKER	ASSOCIATE DIRECTOR - NCCH	SEOUL - KOREA	CONFERENCE	25 MAY - 2 JUN 07	5,289
S WALKER	ASSOCIATE DIRECTOR - NCCH	POHNPEI - MICRONESIA	TRAINING COURSE	29 JUL - 13 AUG 07	4,975

					Estimated Cost at Time of Approval
Name	Position	Destination(s)	Purpose of Travel	Duration	
S WALKER	ASSOCIATE DIRECTOR - NCCH	KYOTO - JAPAN	MEETINGS	9 - 15 SEP 07	1,875
S WALKER	ASSOCIATE DIRECTOR - NCCH	TRIESTE - ITALY	CONFERENCE	23 OCT - 12 NOV 07	7,098
G WALLER	SENIOR CLASSIFICATION OFFICER	REPUBLIC OF PALAU - KOROR	CODER TRAINING	3 - 18 MAR 07	5,869
G WALLER	SENIOR CLASSIFICATION OFFICER	WELLINGTON - NEW ZEALAND	MEETING	28 NOV - 1 DEC 07	1,600
D WARD	LECTURER	HONG KONG	EDUCATION PROGRAM	18 - 25 NOV 07	3,622
G WARREN	LECTURER	INDONESIA - JAKARTA	YCAB PROJECT	27 FEB - 4 MAR 07	2,454
G WARREN	LECTURER	KUWAIT	SEMINAR	23 APR - 4 MAY 07	5,823
G WARREN	LECTURER	MALAYSIA, SHANGHAI	MOEM & CONFERENCE	9 - 21 JUN 07	3,008
B WATSON	ASSOCIATE PROFESSOR	WASHINGTON - USA	RESEARCH BOARD MEETING	20 - 27 JAN 07	6,809
B WATSON	ASSOCIATE PROFESSOR	SEATTLE - USA	CONFERENCE	24 AUG - 1 SEP 07	6,319
S WEARING	POST DOCTORAL FELLOW	SINGAPORE, BOSTON - USA, UNITED KINGDOM	CONFERENCES & RESEARCH	19 SEP - 17 OCT 07	14,060
A WELCH	SENIOR LECTURER	PITTSBURGH - USA	CONFERENCE	4 - 17 JUN 07	2,001
H WILLIAMS	EXECUTIVE OFFICER STRATEGIC PROJECTS	VIETNAM	INDUSTRY VISIT	3 - 9 JUN 07	5,978
H WILLIAMS	EXECUTIVE OFFICER STRATEGIC PROJECTS	HANOI, HO CHI MINH CITY, HUE CAN THO - VIETNAM	INDUSTRY VISIT	31 AUG - 8 SEP 07	4,717
H WILLIAMS	EXECUTIVE OFFICER STRATEGIC PROJECTS	HANOI - VIETNAM	INDUSTRY VISIT	23 - 28 OCT 07	0
H WILLIAMS	EXECUTIVE OFFICER STRATEGIC PROJECTS	HANOI - VIETNAM	INDUSTRY VISIT	1 - 16 DEC 07	5,138
D WISHART	FLEET PROGRAM MANAGER	DUBLIN - IRELAND	CONFERENCE	9 - 16 NOV 07	5,584
C WU	LECTURER	JAPAN	CONFERENCE	28 MAY - 3 JUN 07	2,000
A WURFL	RAP INTERNATIONAL COORDINATOR	FLORENCE, GENEVA	CONFERENCE	18 AUG - 3 SEP 07	6,577
P YATES	PROFESSOR	LAS VEGAS -USA	CONFERENCE	21- 30 APR 07	5,387
P YATES	PROFESSOR	TAIPEI - TAIWAN	CONFERENCE	8 - 13 DEC 07	1,570
A ZELE	SENIOR RESEARCH FELLOW	CHICAGO, ILLINOIS - USA	CONFERENCE AND FIELD WORK	4 - 13 SEP 07	5,660
Y ZHOU	RESEARCH ASSISTANT	GUANGZHOU - CHINA	INDUSTRY VISIT	19 - 26 SEP 07	0
INFORMATION TECHNOLOGY					
M ADAMS	LECTURER	PORTUGAL	COOPIS 2007	16 NOV - 3 DEC 07	5,830
N ANDREW	ADMINISTRATION OFFICER	DENMARK	SITE VISIT FOR JA00 CONFERENCE, TO INSPECT CONFERENCE SETUP	22 SEP - 5 OCT 07	3,917
E ARMSTRONG	MANAGER, BUSINESS DEVELOPMENT	VIETNAM	QUEENSLAND PARTNERSHIP DEVELOPMENT FORUM	25 - 31 MAR 07	2,913
W BANDARA	LECTURER	SWITZERLAND	ECIS'07	4 - 11 JUN 07	5,750

Name	Position	Destination(s)	Purpose of Travel	Duration	Estimated Cost at Time of Approval
C BOYD	PROFESSOR	AUSTRIA UK	AAA73 CONFERENCE - INVITED SPEAKER ROYAL HOLLOWAY UNIVERSITY	31 JAN - 9 FEB 07	3,294
C BOYD	PROFESSOR	MALAYSIA, SINGAPORE, UNITED KINGDOM, CZECH REPUBLIC	ASIA CRYPT 2007CANS 2007IMA CRYPTO & CODING VISIT UNIVERSITY OF LONDON VISIT HP LABS VISIT & GUEST LECTURES	28 NOV - 22 JAN 08	9,785
P BRUZA	PROFESSOR	USA	AAAI 2007 SPRING SYMPOSIUM ON QUANTUM INTERACTION	25 - 31 MAR 07	4,476
P BRUZA	PROFESSOR	LINZ, BRUSSELS, AMSTERDAM, TAMPA	SIGIR AND VARIOUS MEETINGS	18 JUL - 4 AUG 07	9,285
P BRUZA	PROFESSOR	AUSTRIA, USA	INFORMATION RETRIEVAL FACILITY SYMPOSIUM	6 - 17 NOV 07	1,500
M BURDON	RESEARCH ASSISTANT	UNITED KINGDOM, GERMANY	RGS-IBGE GOV 2007	27 AUG - 7 SEP 07	4,506
L BURNETT	LECTURER	EUROPE	EUROPEAN UNION MOBILE & WIRELESS COMMUNICATION SUMMIT	28 JUN - 19 JUL 07	0
B CAELLI	ASSISTANT DEAN - EXTERNAL RELATIONS	NEW ZEALAND	PRESENT SEMINAR KEYNOTE PAPER TO IT SECURITY SUMMIT (CONFERENCE) PANEL PRESENTATION TO IT SECURITY SUMMIT	10 - 18 APR 07	2,335
B CAELLI	ASSISTANT DEAN - EXTERNAL RELATIONS	USA	CISSE COLLOQUIUM BOARD MEETING & CONFERENCE	1 - 11 JUN 07	1,150
B CAELLI	EMERITUS PROFESSOR	CHINA	INFO SECURITY SUMMIT	2 - 7 DEC 07	2,013
T CHAN	SENIOR LECTURER	INDIA	INFOSYS	18 - 24 JUN 07	2,500
T CHAN	SENIOR LECTURER	USA	INFOSYS	30 OCT - 8 NOV 07	3,721
A CLARK	RESEARCH FELLOW	FRANCE	WOMBAT PROJECT COLLABORATION	7 - 17 JUN 07	5,779
A CLARK	RESEARCH FELLOW	USA	INFOSYS TRAINING FOR FACULTY VISIT TO INL & SRI (NSST PROJECT)	3 - 26 NOV 07	4,023
S CORONES	PROFESSOR	USA	IASTED 2007 - PRESENT PAPER TPRC CONFERENCE VISIT FEDERAL TRADE COMMISSION VISITING SCHOLAR AT BOSTON UNIVERSITY OF LAW	21 SEP - 10 OCT 07	11,847
P CROLL	PROFESSOR	SOUTH KOREA	UBIQUITOUS HEALTHCARE CENTRE, INT'L CONFERENCE ON U-HEALTHCARE	28 JAN - 3 FEB 07	2,175
P CROLL	PROFESSOR	NAPLES	VISITS TO RESEARCH COLLABORATORS	4 APR - 5 MAY 07	2,000
E DAWSON	DIRECTOR	CHINA, AUSTRIA, CZECH REPUBLIC, SPAIN	IPSEC 2007 UNIVERSITY OF KLAGENFURT CZECH CRYPTO CONFERENCE EUROCRYPT 2007	6 MAY - 1 JUN 07	5,564
E DAWSON	DIRECTOR	MALAYSIA, INDIA	ASIA CRYPT 2007 INDOCRYPT	30 NOV - 14 DEC 07	7,309
M DUMAS	ASSOCIATE PROFESSOR	INDIA	INFOSYS	16 - 20 JUN 07	2,500
M DUMAS	ASSOCIATE PROFESSOR	USA	INFOSYS	28 OCT - 3 NOV 07	3,171
Y FENG	ASSOCIATE PROFESSOR	ITALY, CHINA	IUGG2007/VISIT TO WUHAN UNIVERSITY	1 - 14 JUL 07	7,688
Y FENG	ASSOCIATE PROFESSOR	USA	ICN GNSS 2007	23 SEP - 1 OCT 07	6,238

Name	Position	Destination(s)	Purpose of Travel	Duration	Estimated Cost at Time of Approval
Y FENG	ASSOCIATE PROFESSOR	CHINA	ITS WORLD CONGRESS 2007	8 - 21 OCT 07	6,218
G GABLE	PROFESSOR	HONG KONG	VISITING PROFESSOR AT FUDAN UNIVERSITY SHANGHAI	2 - 10 JUN 07	2,276
G GABLE	PROFESSOR	CHINA	ISM 2007 TRACK OF WICOM2007	25 JUL - 1 AUG 07	3,889
G GABLE	PROFESSOR	CANADA	ICIS 2007	8 - 18 DEC 07	5,350
S GEVA	DIRECTOR	NETHERLANDS	SIGIR2007	14 - 30 JUL 07	6,329
S GEVA	DIRECTOR	GERMANY	INEX 2007	16 - 22 DEC 07	4,429
J GONZALEZ NIETO	RESEARCH FELLOW	SPAIN	EURO CRYPT 2007	18 MAY - 1 JUN 07	4,342
J GOUGH	PROFESSOR	USA	IFIP WG-2.4 MEETING /VISIT TO MICROSOFT HEADQUARTERS	6 - 26 MAY 07	10,985
J GOUGH	PROFESSOR	MALAYSIA	FACULTY SUMMIT	8 - 12 SEP 07	0
G HALLAM	ASSOCIATE PROFESSOR	SINGAPORE	LIBRARIAN ASSOCIATION OF SINGAPORE CONFERENCE 07	26 -31 JAN 07	0
G HALLAM	ASSOCIATE PROFESSOR	USA	WILS MEETING/4TH INT'L EVIDENCE BASE LIBRARY & INFOR PRAC CONFERENCE/CAVAL REF INTEREST GROUP FORUM	29 APR - 11 MAY 07	585
G HALLAM	ASSOCIATE PROFESSOR	SOUTH AFRICA	IFLA"07	10 - 28 AUG 07	2,980
G HALLAM	ASSOCIATE PROFESSOR	LONDON, NETHERLANDS, GERMANY	E PORTFOLIO CONFERENCE	13 - 26 OCT 07	2,515
A HIBBARD	ADMINISTRATION OFFICER	THAILAND	EDNET AUST EDUCATION INTERVIEW PROGRAM 2007 THAILAND	5 - 9 OCT 07	4,000
J HOGAN	ASSOCIATE PROFESSOR	UNITED KINGDOM	CSET LOCALISATION CENTRE APPLICATION SITE VISIT	25 - 31 AUG 07	4,340
J HOGAN	ASSOCIATE PROFESSOR	USA, ITALY	MICROSOFT WORKSHOP & QLD GOV ICT DELEGATION TO THE PLEDMONTE REGION	20 OCT - 2 NOV 07	7,591
J HOGAN	ASSOCIATE PROFESSOR	HONG KONG	GIW2007	2 - 5 DEC 07	3,211
J HOGAN	ASSOCIATE PROFESSOR	INDIA	E-SCIENCE 2007	9 - 12 DEC 07	5,386
M JAYAGANESH	ACADEMIC - COLLABORATIVE RESEARCH - MONASH	INDIA	DATA GATHERING FOR PHD RESEARCH	17 JUN - 31 JUL 07	3,152
T JEWELS	LECTURER	SLOVENIA, EGYPT	INSITE CONFERENCE/ WORKSHOP CAIRO UNIVERSITY	19 - 29 JUN 07	5,211
T JEWELS	LECTURER	SPAIN, CANADA	ICIS 2007, ASCILITE 2007, MADRID UNIVERSITY GUEST SPEAKER	18 NOV - 15 DEC 07	11,865
A JOSANG	ASSOCIATE PROFESSOR	AUSTRIA	ARES 2007	30 MAR - 15 APR 07	4,047
A JOSANG	ASSOCIATE PROFESSOR	NORWAY	WORKSHOP OF THE DIGIT PROJECT AT SINTEF	6 - 14 OCT 07	0
S KAPLAN	DEAN OF FACULTY	INDIA	BUILDING STRATEGIC RELATIONSHIPS WITH IIT MADRAS AND INFOSYS, BANGALORE	10 - 17 FEB 07	14,352

					Estimated Cost at Time of Approval
Name	Position	Destination(s)	Purpose of Travel	Duration	
S KAPLAN	DEAN OF FACULTY	CHINA	BUILDING STRATEGIC RELATIONSHIPS WITH CELAP AND VARIOUS UNIVERSITIES IN CHINA	14 - 24 APR 07	9,337
S KAPLAN	DEAN OF FACULTY	CHINA	VC DELEGATION - INTERNATIONAL GRADUATION CEREMONIES	26 MAY - 1 JUN 07	21,772
W KELLY	SENIOR LECTURER	USA	ATTEND FCRC CONFERENCES & VISIT MICROSOFT RESEARCH	6 - 24 JUN 07	7,350
G KEYS	DIRECTOR - INFRASTRUCTURE SERVICES	FRANCE	ALCATEL ENTERPRISE FORUM	11 - 19 FEB 07	0
G KEYS	DIRECTOR - INFRASTRUCTURE SERVICES	INDIA	INFOSYS	18 - 23 JUN 07	2,500
G KEYS	DIRECTOR - INFRASTRUCTURE SERVICES	SINGAPORE	HP TOUR OF RESEARCH LAB IN SINGAPORE CALLED CALL TOWN	14 - 18 AUG 07	0
M LAWLEY	RESEARCH FELLOW	KOREA	SAC2007	11 -17 MAR 07	4,194
Y LI	SENIOR LECTURER	USA	PRESENT A PAPER AT 2007 IEEE/WIC/ ACM CONFERENCE	1 - 8 NOV 07	4,709
V LIU	ASSOCIATE LECTURER	TAIWAN	MARKETING MISSION TAIWAN	30 SEP - 10 OCT 07	1,807
D LONGLEY	PROFESSOR	HONG KONG	SECURITY CONFERENCE & DISCUSSIONS ON ONGOING RESEARCH PROJECT AT HONG KONG UNIVERSITY	6 - 13 MAY 07	1,690
F MAIRE	SENIOR LECTURER	UNITED KINGDOM, EUROPE	AVSS	26 AUG - 9 SEP 07	7,175
A MCCULLAGH	ADJUNCT PROFESSOR	GENEVA, USA	ATTEND ITU WORKSHOP ON CYBER SECURITY; MEETINGS WITH SENIOR PERSONNEL AT DEPT OF HOMELAND SECURITY; MEETING WITH RESEARCHERS AT GEORGE MASON UNIVERSITY	4 - 13 OCT 07	5,767
S MERCER	PROJECT CONSULTANT	INDIA	BUILDING STRATEGIC RELATIONSHIPS WITH IIT MADRAS AND INFOSYS	10 - 22 FEB 07	9,575
V MERZ	RESEARCH ASSISTANT	THAILAND	CISCO NETWORKING WORKSHOP	26 JUN - 1 JUL 07	1,965
N MEYERS	SENIOR LECTURER	USA	ICA'07	23 - 30 MAY 07	2,108
M MIDDLETON	SENIOR LECTURER	CANADA, SCOTLAND, PORTUGAL, UNITED KINGDOM	JCDL CONFERENCE	17 JUN - 16 JUL 07	8,483
G MOHAY	ADJUNCT PROFESSOR	FRANCE	DEST FAST PROJECT "WOMBAT"	28 APR - 17 JUN 07	3,189
R NAYAK	SENIOR LECTURER	GERMANY	INEX WORKSHOP	15 - 21 DEC 07	4,451
K NELSON	SENIOR LECTURER	NEW ZEALAND	VISIT UNIVERSITY OF AUCKLAND	10 - 13 DEC 07	2,034
H PARTRIDGE	SENIOR LECTURER	UNITED KINGDOM, AUSTRALIA	I3CONFERENCE/AUSWEB 2007	19 JUN - 4 JUL 07	9,215
H PARTRIDGE	SENIOR LECTURER	SOUTH AFRICA	IFLA '07	17 - 28 AUG 07	0
H PARTRIDGE	SENIOR LECTURER	USA	ASIST CONFERENCE	19 OCT - 9 NOV 07	3,699
J RAJAPAKSA	RESEARCH ASSOCIATE	SRI LANKA	DATA COLLECTION FOR ARTC RESEARCH PROJECT	30 MAR - 6 APR 07	3,450

Name	Position	Destination(s)	Purpose of Travel	Duration	Estimated Cost at Time of Approval
J RAJAPAKSA	RESEARCH ASSOCIATE	THAILAND, SINGAPORE, SRI LANKA, INDIA	RESEARCH DATA COLLECTION	2 - 16 DEC 07	6,789
P ROE	PROFESSOR	USA	MS FACULTY SUMMIT & VISIT TO MSU	14 - 23 JUL 07	2,600
P ROE	PROFESSOR	FRANCE	PDL	20 AUG 07 - 16 JAN 08	2,904
M ROGGENKAMP	DIRECTOR - PATHWAY PROGRAMS	SINGAPORE	SINGAPORE IDP EVENT	14 - 20 MAR 07	2,878
M ROGGENKAMP	ASSISTANT DEAN (EXTERNAL RELATIONS)	UNITED EMIRATES, SAUDI ARABIA, DUBI	IDP GULF EVENT	1 - 25 APR 07	15,486
M ROGGENKAMP	DIRECTOR - PATHWAY PROGRAMS	KUALA LUMPUR, SINGAPORE	AUSTRADE KL & AGENT VISIT	26 - 30 OCT 07	1,000
M ROSEMAN	PROFESSOR	NEW ZEALAND	KEYNOTE AT SOFTWARE DEVELOPMENT CONFERENCE	24 - 27 MAR 07	0
M ROSEMAN	PROFESSOR	GERMANY	MEETING WITH REPS FROM UNIVERSITY OF HAMBURG & UNIVERSITY OF MUENSTER	24 JAN - 6 FEB 07	4,556
M ROSEMAN	PROFESSOR	GERMANY	SAP THINK TANK/BPM CONFERENCE PAPERS	20 - 26 MAY 07	3,417
M ROSEMAN	PROFESSOR	INDIA	INFOSYS	23 - 29 JUN 07	2,500
M ROSEMAN	PROFESSOR	GERMANY, SWITZERLAND	ECIS2007/PROCESSWORLD 2007	5 - 19 JUN 07	9,866
M ROSEMAN	PROFESSOR	NEW ZEALAND	PRESENT A PAPER AT ORACLE MIDDLEWARE CONFERENCE	9 - 10 AUG 07	0
M ROSEMAN	PROFESSOR	USA	SAP GLOBAL SUMMIT	1 - 7 DEC 07	1,650
M ROSEMAN	PROFESSOR	USA	INFOSYS COURSE DELIVERY	29 OCT - 5 NOV 07	3,610
T SAHAMA	SENIOR LECTURER	CHINA	TELEMEDCON 2007	30 OCT - 4 NOV 07	3,480
D SEDERA	SENIOR LECTURER	SWITZERLAND	ECIS 2007	4 - 10 JUN 07	5,502
D SEDERA	SENIOR LECTURER	NEW ZEALAND	PACIS	4 - 7 JUL 07	1,733
D SEDERA	SENIOR LECTURER	CANADA	ICIS 2007	8 - 14 DEC 07	4,300
J SITTE	ASSOCIATE PROFESSOR	GERMANY	INVITED PRESENTATION JOINT 3RD INTERNATIONAL CONFERENCE ON SOFTWARE COMPUTING & INTELL SYSTEMS AND 7TH INTERNATIONAL SYMPOSIUM OF ADVANCED INTELLIGENT SYSTEMS	17JAN 07 - 13 FEB 07	0
J SITTE	ASSOCIATE PROFESSOR	CHINA	ICMA'07	3 - 12 AUG 07	6,226
J SITTE	ASSOCIATE PROFESSOR	ARGENTINA	AMIRE 2007	29 SEP - 26 OCT 07	640
A SPINK	PROFESSOR	UNITED KINGDOM	I3 & VISIT WOLVERHAMPTON	19 - 30 JUN 07	0
A SPINK	PROFESSOR	MALAYSIA	PRESENT RESEARCH PUBLISHING WORKSHOP AT THE FACULTY OF COMPUTER SCIENCE AND IT	3 - 9 JUN 07	0
A SPINK	PROFESSOR	USA	HICSS-41	25 DEC - 12 JAN 08	665

					Estimated Cost at Time of Approval
Name	Position	Destination(s)	Purpose of Travel	Duration	
G STEWART	ASSOCIATE PROFESSOR	GERMANY, DENMARK	MEETING WITH GLOBAL ALLIANCE & COLLABORATIVE RESEARCH MEETING WITH COPENHAGEN BUSINESS SCHOOL & UNIVERSITY OF AARHUS	3 - 16 SEP 07	7,021
G STEWART	ASSOCIATE PROFESSOR	USA	INFOSYS	5 - 10 NOV 07	3,648
M TANG	SENIOR LECTURER	BRAZIL	BRL900 CONFERENCE	21- 27 OCT 07	4,512
T TAYLOR	LECTURER	ATLANTA	ROBOTICS SCIENCE AND SYSTEMS	24 JUN - 10 JUL 07	4,429
A TER HOFSTEDE	ASSOCIATE PROFESSOR	NORWAY	RESEARCH & SEMINAR	24 MAY - 20 JUN 07	0
R THOMAS	LECTURER	USA, RUSSIA	SYMPOSIUM FOR ENTREPRENEURSHIP EDUCATORS AND DEVELOPMENT OF A NEW UNIT	24 MAY - 15 JUN 07	12,483
G TIAN	SENIOR LECTURER	SINGAPORE, MALAYSIA, PERTH	RESEARCH COLLABORATION FOR ARC PROJECT	31 MAY - 8 JUN 07	1,133
G TIAN	SENIOR LECTURER	USA	RESEARCH COLLABORATION	24 JUN - 1 JUL 07	6,023
G TIAN	ASSOCIATE PROFESSOR	CHINA	RESEARCH COLLABORATION	5 - 24 JUL 07	5,500
G TIAN	ASSOCIATE PROFESSOR	USA	PDL	19 AUG - 16 NOV 07	5,620
G TIAN	ASSOCIATE PROFESSOR	CHINA	COLLABORATIVE RESEARCH	13 DEC - 4 JAN 08	0
G TIMBRELL	SENIOR LECTURER	INDIA	INFOSYS 2007	15 - 24 JUN 07	2,500
G TIMBRELL	SENIOR LECTURER	UNITED KINGDOM	VARIOUS MEETING TO ESTABLISH WORKING RESEARCH LINKS	26 JUN - 10 AUG 07	2,692
G TIMBRELL	SENIOR LECTURER	USA	INFOSYS	3 - 24 NOV 07	3,196
C WANG	POST DOCTORAL FELLOW	CHINA	CPGPS 2008 FORUM	21 DEC - 22 JAN 08	1,000
A WHEELDON	LECTURER	CANADA	AAAI07	21 - 28 JUL 07	5,518
Y XU	SENIOR LECTURER	USA, PORTUGAL	CIKM 2007 WI07	1 - 18 NOV 07	7,619
INSTITUTE FOR SUSTAINABLE RESOURCES					
P GRACE	ASSOCIATE PROFESSOR	USA	PROJECT ON GREENHOUSE GAS EMISSIONS FROM CROPPING SYSTEMS AT MICHIGAN STATE UNIVERSITY	22 APR - 6 MAY 07	7,657
P GRACE	PROFESSOR	BEIJING - CHINA	CONFERENCE PRESENTATION	8 - 13 AUG 07	2,741
P GRACE	PROFESSOR	DETROIT - USA	MSU/QUT JOINT MEETINGS	10 - 19 DEC 07	3,639
J HEFFERAN	DIRECTOR	JAKARTA, HONG KONG, PHILIPPINES	PROJECT DEVELOPMENT MEETINGS (AUSAID PROJECT)	17 - 23-JUN-07	1,966
INSTITUTE OF HEALTH & BIOMEDICAL INNOVATION					
R YOUNG	EXECUTIVE DIRECTOR	AUCKLAND, LOS ANGELES, WASHINGTON, SEATTLE	QLD STATE DEPT OF INNOVATION AND TRADE MISSION TO THE USA	14 - 25 JAN 07	8,400
R YOUNG	EXECUTIVE DIRECTOR	BOSTON - USA	ATTENDING BIO 2007 CONFERENCE	25 APR - 1 JUN 07	18,017
INTERNATIONAL AND DEVELOPMENT					
G BARNES	INTERNATIONAL PROMOTIONS COORDINATOR - NTH ASIA/AUST	JAPAN, KOREA	MARKETING & AGENT VISITS	9 - 25 SEP 07	6,521

Name	Position	Destination(s)	Purpose of Travel	Duration	Estimated Cost at Time of Approval
G BARNES	INTERNATIONAL PROMOTIONS COORDINATOR - NTH ASIA/AUST	CHINA, KOREA	AUSTRADE KOREA	31 OCT - 11 NOV 07	10,168
A BASIRAN	ADMINISTRATION OFFICER - PROGRAM SUPPORT	HONG KONG	MARKETING EXHIBITIONS	2 - 14 AUG 07	5,288
M BLOXSOM	CLIENT SERVICES OFFICER - INTERNATIONAL STUDENT BUSINESS SERVICES	MALAYSIA	ATTEND IDP MALAYSIA EXHIBITION AND CONDUCT AGENT INTERVIEWS	1 - 8 MAR 07	8,805
A CHAPMAN	INTERNATIONAL PROMOTIONS OFFICER	TAIWAN	MARKETING: EXPO/SHOW/ RECRUITMENT/INTERVIEWS	3 - 13 MAR 07	9,877
H COOK	EXECUTIVE DIRECTOR	MIDDLE EAST	QETI MIDDLE EAST MISSION	23 FEB - 7 MAR 07	14,383
H COOK	EXECUTIVE DIRECTOR	FRANCE, SWEDEN, NORWAY, DENMARK	EAIE CONFERENCE, ALUMNI/QUT CONTACTS MEETING	8 - 29 SEP 07	24,371
G EDMONDSON	DIRECTOR - INTERNATIONAL BUSINESS DEVELOPMENT	SINGAPORE, TAIWAN	BUSINESS DEVELOPMENT ACTIVITIES	28 FEB - 9 MAR 07	4,068
G EDMONDSON	DIRECTOR - INTERNATIONAL BUSINESS DEVELOPMENT	GERMANY	BUSINESS DEVELOPMENT ACTIVITIES - GERMANY	27 APR - 14 MAY 07	5,448
G EDMONDSON	DIRECTOR - INTERNATIONAL BUSINESS DEVELOPMENT	TAIWAN, KOREA, JAPAN	BUSINESS DEVELOPMENT ACTIVITIES - TAIWAN, KOREA & JAPAN	30 JUN - 11 JUL 07	5,129
M HSIEH	ALUMNI PROJECT OFFICER	HONG KONG, TAIPEI - TAIWAN	ALUMNI CHAPTER COMMITTEE AND KEY ALUMNI MEETINGS	11 DEC - 8 JAN 08	380
C JOLIFFE	REGIONAL MANAGER - NORTH ASIA/ AUSTRALASIA	HONG KONG	IDP EXHIBITION, AGENT & INSTITUTIONAL VISIT	29 JUN - 10 JUL 07	4,236
C JOLIFFE	INT'L PROMOTIONS COORDINATOR - NORTH ASIA/AUSTRALASIA	HONG KONG, TAIWAN	AGENT TRAINING, VISIT & INTERVIEWS	7 - 16 JAN 07	4,639
C JOLIFFE	INT'L PROMOTIONS COORDINATOR - NORTH ASIA/AUSTRALASIA	HONG KONG	IDP EXHIBITION, AGENT TRAINING, VISIT & INTERVIEWS	22 - 30 MAR 07	4,290
C JOLIFFE	REGIONAL MANAGER - NORTH ASIA/ AUSTRALASIA	HONG KONG, TAIWAN	IDP TAIWAN & AUSTRADE HK, CONDUCT AGENT INTERVIEWS	2 - 14 AUG 07	17,694
C JOLIFFE	REGIONAL MANAGER - NORTH ASIA/ AUSTRALASIA	HONG KONG, TAIWAN	IDP TAIWAN & AUSTRADE HK, CONDUCT AGENT INTERVIEWS	26 SEP - 8 OCT 07	15,933



Name	Position	Destination(s)	Purpose of Travel	Duration	Estimated Cost at Time of Approval
A LAURENCESON	INTERNATIONAL PROMOTION COORDINATOR	MUMBAI, DELHI, BANGALORE - INDIA	VIEC INDIA ROAD SHOW & CONDUCT AGENT INTERVIEWS	8 AUG - 5 SEP 07	18,497
A LAURENCESON	INTERNATIONAL PROMOTION COORDINATOR	INDIA	AGENT VISITS INDIA	18 - 30 NOV 07	8,476
A LAURENCESON	INTERNATIONAL PROMOTION COORDINATOR	MALAYSIA	AUSED EXHIBITION MALAYSIA - AGENTS INTERVIEWS	11 - 20 DEC 07	8,100
J LEGGATT	INTERNATIONAL E-MARKETING COORDINATOR	SAUDI ARABIA, KUWAIT, OMAN, BAHRAIN, UNITED ARAB EMIRATES	IDP ROAD SHOW, GETEX & GHEDEX EVENTS, INTERVIEWS	1- 26 APR 07	34,139
J LEGGATT	INTERNATIONAL E-MARKETING COORDINATOR	OMAN, KUWAIT, UNITED ARAB EMIRATES, SAUDI ARABIA	SENIOR DELEGATION WITH ROD WISSLER	26 APR - 11 MAY 07	9,559
J LEGGATT	INTERNATIONAL E-MARKETING COORDINATOR	UNITED ARAB EMIRATES, KUWAIT, SAUDI ARABIA, BAHRAIN - MIDDLE EAST	IDP ROAD SHOW AND CONDUCT INTERVIEWS	28 OCT - 16 NOV 07	24,127
E MCDADE	DIRECTOR - QUT INTERNATIONAL COLLEGE	TAIPEI, TAIWAN	MARKETING - TAIWAN IDP	4 - 12 MAR 07	4,638
E MCDADE	DIRECTOR - QUT INTERNATIONAL COLLEGE	OMAN, KUWAIT, UNITED ARAB EMIRATES, SAUDI ARABIA	MARKETING - MIDDLE EAST	22 APR - 5 MAY 07	11,056
E MCDADE	DIRECTOR - QUT INTERNATIONAL COLLEGE	JAPAN	MARKETING - JAPAN	25 MAY - 8 JUN 07	8,019
E MCDADE	DIRECTOR - QUT INTERNATIONAL COLLEGE	BRAZIL	AEI LATIN AMERICA ROAD SHOW	28 AUG - 18 SEP 07	11,382
V MCLEAN	DEPUTY VICE-CHANCELLOR (I&D)	KUALA LUMPUR, JAKARTA - INDONESIA, SINGAPORE	ALUMNI CEREMONIES AND EVENTS	21 - 28 APR 07	8,025
V MCLEAN	DEPUTY VICE-CHANCELLOR (I&D)	SHANGHAI - CHINA, CANADA, USA	TONGJI CENTENARY CELEBRATIONS/ ATTENDANCE AT NAFSA & QUT BUSINESS	18 MAY - 6 JUN 07	23,914
V MCLEAN	DEPUTY VICE-CHANCELLOR (I&D)	KUALA LUMPUR - MALAYSIA	VISIT TO UITM MALAYSIA	17 - 20 JUL 07	5,111
V MCLEAN	DEPUTY VICE-CHANCELLOR (I&D)	PORT MORESBY - PAPUA NEW GUINEA	MLI GRADUATIONS	26 - 28 JUL 07	1,137
V MCLEAN	DEPUTY VICE-CHANCELLOR (I&D)	CHINA, KOREA	PRESENTING PAPER AT IREG-3 IN SHANGHAI, MEETINGS WITH NINA SHEN, KNU, ICU	27 OCT - 6 NOV 07	9,881
P METZROTH	PROMOTIONS OFFICER	SINGAPORE	AUSTRADE SINGAPORE EXHIBITION	16 - 20 MAR 07	7,637
P METZROTH	PROMOTIONS OFFICER	SINGAPORE	IDP SINGAPORE EXHIBITION & AGENT VISITS	23 - 27 AUG 07	6,262

Name	Position	Destination(s)	Purpose of Travel	Duration	Estimated Cost at Time of Approval
M MILLER	LANGUAGE EDUCATOR (SPU)	JAPAN	MARKETING - JAPAN	22 MAY - 8 JUN 07	8,820
M NAIR	MANAGER - INTERNATIONAL BUSINESS DEVELOPMENT	MALAYSIA, SINGAPORE, BRUNEI	BUSINESS DEVELOPMENT ACTIVITIES	11 - 23 MAR 07	4,915
M NAIR	MANAGER - INTERNATIONAL BUSINESS DEVELOPMENT	KUALA LUMPUR - MALAYSIA, SINGAPORE	BUSINESS DEVELOPMENT ACTIVITIES - MALAYSIA (KUALA LUMPUR), SINGAPORE	12 - 24 JUL 07	3,580
M NAIR	MANAGER - INTERNATIONAL BUSINESS DEVELOPMENT	KUALA LUMPUR - MALAYSIA, SINGAPORE, THAILAND	BUSINESS DEVELOPMENT ACTIVITIES - THAILAND, MALAYSIA & SINGAPORE	11 - 24 NOV 07	5,075
N NG	INTERNATIONAL VISITORS COORDINATOR	KUALA LUMPUR - MALAYSIA, SINGAPORE, THAILAND	BUSINESS DEVELOPMENT ACTIVITIES - THAILAND, MALAYSIA & SINGAPORE	11 - 24 NOV 07	5,091
J O'NEILL	REGIONAL MANAGER - EUROPE, THE AMERICAS	MEXICO, USA	AGENT TRAINING IN MEXICO, AUSTRALIA MEXICO EXHIBITION, NAFSA CONFERENCE AND PARTNER	20 MAY - 8 JUN 07	9,523
C SARRA	EXECUTIVE DIRECTOR	NEW ZEALAND	KEYNOTE SPEAKER - NZ AIMS SUMMIT PLUS. OPENING FORUM - NZ PARLIAMENT HOUSE	10 - 13 SEP 07	1,511
S STUART	INTERNATIONAL STUDENT EXCHANGE COORDINATOR	JAPAN, KOREA	EXCHANGE PARTNER VISITS - JAPAN & KOREA	17 - 28 NOV 07	5,649
S THEAN	REGIONAL MANAGER - SE ASIA/PACIFIC, MIDDLE EAST	SINGAPORE, MALAYSIA	AUSED ROAD SHOW, AGENT & INSTITUTIONAL VISITS	5 - 15 JAN 07	8,831
S THEAN	REGIONAL MANAGER - SE ASIA/PACIFIC, MIDDLE EAST	VIETNAM, THAILAND	IDP VIETNAM & THAILAND & AGENT VISITS	16 - 31 MAR 07	16,434
S THEAN	REGIONAL MANAGER - SE ASIA/PACIFIC, MIDDLE EAST	VIETNAM	IDP VIETNAM, ADS EVENT & AGENT VISITS	10 - 18 JUL 07	11,950
S THEAN	REGIONAL MANAGER - SE ASIA/PACIFIC, MIDDLE EAST	KUALA LUMPUR, PENANG - MALAYSIA, SINGAPORE	IDP MALAYSIA & AGENT VISITS	15 - 27 AUG 07	8,175
S THEAN	REGIONAL MANAGER - SE ASIA/PACIFIC, MIDDLE EAST	MALAYSIA, BRUNEI	AUSTRALIA MALAYSIA, AUSTRALIA BRUNEI, AGENTS INTERVIEWS	20 - 31 OCT 07	10,431
S THEAN	REGIONAL MANAGER - SE ASIA/PACIFIC, MIDDLE EAST	KUALA LUMPUR, PENANG - MALAYSIA	IDP EXHIBITION, AGENT & INSTITUTIONAL VISIT	13 - 22 MAY 07	7,244

					Estimated Cost at Time of Approval
Name	Position	Destination(s)	Purpose of Travel	Duration	
L THOMAS	CREATIVE PROJECTS COORDINATOR (CURATOR PUBLIC PROGRAMS)	YOKOHAMA - JAPAN	INSTALL IDAP 07 AS QUT SUPPORTED PROJECT	21 JUL - 1 AUG 07	1,000
S TICKLE	DIRECTOR - MARKETING & RECRUITMENT	INDONESIA	INDONESIAN MARKETING & ALUMNI EVENT	23 - 28 APR 07	2,859
S TICKLE	DIRECTOR - MARKETING & RECRUITMENT	CANADA, CHILE, USA	ATTEND NAFSA 2007 CONFERENCE AND CONDUCT AGENT VISITS	18 MAY - 3 JUN 07	9,900
S WALKER	INTERNATIONAL PROMOTIONS COORDINATOR (EUROPE THE AMERICAS & STUDY ABROAD)	GERMANY	IEC GERMANY ONLINE & AGENT VISITS	9 - 29 MAY 07	13,978
S WALKER	REGIONAL MANAGER - EUROPE/AMERICAS	NORWAY, DENMARK	EAIE CONFERENCE, BUSINESS DEVELOPMENT	2 - 25 SEP 07	30,490
S WALKER	REGIONAL MANAGER - EUROPE/AMERICAS	GERMANY, FRANCE	IDP GERMANY ROAD SHOW, EXHIBITIONS & AGENT VISITS	6 - 24 NOV 07	18,515
L WATKIN	ALUMNI RELATIONS OFFICER	KUALA LUMPUR - MALAYSIA, JAKARTA - INDONESIA, SINGAPORE	ALUMNI CEREMONIES & EVENTS	20 - 29 APR 07	4,291
L WATKIN	ALUMNI RELATIONS OFFICER	HONG KONG, TAIPEI - TAIWAN	GRADUATION CEREMONIES/ALUMNI EVENTS IN HONG KONG AND TAIWAN	29 MAY - 4 JUN 07	3,024
G WOOLLAMS	COORDINATOR INDONESIA LANGUAGE, QUT CARSELDINE	INDONESIA	APS INFORMATION DAYS	29 JAN - 11 FEB 07	2,541
LAW					
B APPELYARD	RESEARCH FELLOW	BRATISLAVA, UNITED KINGDOM	SEMINARS & WORKSHOPS	6 - 13 OCT 07	4,300
S BANKI	RESEARCH FELLOW	NEPAL	RESEARCH WORK	19 NOV - 7 DEC 07	4,100
S BANKI	RESEARCH FELLOW	EGYPT, SYRIA	CONFERENCE	24 DEC - 4 FEB 08	4,316
P BLACK	RESEARCHER	TORONTO	RESEARCH	7 - 15 APR 07	4,000
T BOUHOURS	RESEARCH OFFICER	PHNOM PENH	RESEARCH FIELD WORK	13 OCT - 15 NOV 07	7,048
R BROADHURST	HEAD OF SCHOOL - JUSTICE	HONG KONG	RESEARCH	24 - 30 MAR 07	0
R BROADHURST	HEAD OF SCHOOL - JUSTICE	KOREA	CONSULTANT GROUP MEETING	13 MAY - 17 MAY 07	0
R BROADHURST	HEAD OF SCHOOL - JUSTICE	HONG KONG, SINGAPORE	CONFERENCE	21 JUN - 1 JUL 07	0
R BROADHURST	HEAD OF SCHOOL - JUSTICE	HONG KONG, CAMBODIA	ARC RESEARCH	15 - 30 OCT 07	28,000
B CARPENTER	ASSOCIATE PROFESSOR JUSTICE	ENGLAND	RESEARCH	8 SEP - 30 JUN 08	10,891
A CHAY	DIRECTOR - LPU	DENMARK - NETHERLANDS	CONFERENCE	10 - 18 NOV 07	5,787
J COATES	CREATCOMM PROJECT MANAGER	CROATIA	ICOMMONS ISUMMIT	11- 23 JUN 07	250

					Estimated Cost at Time of Approval
Name	Position	Destination(s)	Purpose of Travel	Duration	
T COCKBURN	SENIOR LECTURER	PARIS, ATHENS	CONFERENCE / AGENT MEETING	30 MAY - 11 JUN 07	10,306
M CRAIG	LECTURER	SINGAPORE	TEACHING SINGAPORE POLICE	3 - 19 MAY 07	3,670
M CRAIG	LECTURER	SINGAPORE	GRADUATION / MEETINGS	23 - 28 MAY 07	2,521
M CRAIG	LECTURER	SINGAPORE	LECTURE	6 - 15 SEP 07	3,610
I DAVIES	ASSISTANT DEAN - INTERNATIONAL	SINGAPORE, SABAH	CONFERENCE, PROMOTION	26 JUN - 2 JUL 07	4,579
I DAVIES	ASSISTANT DEAN - INTERNATIONAL	CHINA, HONG KONG	CONFERENCE	6 - 13 MAY 07	3,170
S DAVIES	LECTURER	GENEVA, UNITED KINGDOM	RESEARCH, CONFERENCE	9 NOV - 20 DEC 07	12,652
G DEAN	SENIOR LECTURER	SINGAPORE	TEACHING INTENSIVE	6 - 15 SEP 07	3,989
D FISHER	PROFESSOR	INDIA	CONFERENCE	6 - 11 DEC 07	4,519
A FITZGERALD	RESEARCHER	NEW YORK	RESEARCH	9 - 13 APR 07	600
A FITZGERALD	RESEARCH FELLOW	BRATISLAVA, UNITED KINGDOM	SEMINARS & WORKSHOPS	4 - 12 OCT 07	5,274
B FITZGERALD	OAK LAW PROJECT LEADER	NEW ZEALAND	LAUNCH OF CCNZ	27 FEB - 1 MAR 07	0
B FITZGERALD	OAK LAW PROJECT LEADER	EUROPE, USA	RESEARCH	31 MAR - 16 APR 07	7,100
B FITZGERALD	OAK LAW PROJECT LEADER	SHANGHAI	ECUPL & QUT GRADUATION	26 - 30 MAY 07	2,460
B FITZGERALD	OAK LAW PROJECT LEADER	CROATIA	ICOMMONS ISUMMIT	12 - 19 JUN 07	5,000
B FITZGERALD	OAK LAW PROJECT LEADER	SAN FRANCISCO	RESEARCH	29 JUN - 3 JUL 07	500
B FITZGERALD	OAK LAW PROJECT LEADER	BOSTON - USA	PRESENTATION, HARVARD UNIVERSITY	18 JUL - 23 JUL 07	4,300
B FITZGERALD	OAK LAW PROJECT LEADER	WASHINGTON - USA	WORKSHOP ATTENDANCE	15 - 22 NOV 07	500
B FITZGERALD	OAK LAW PROJECT LEADER	BEIJING - CHINA	CONFERENCE ATTENDANCE	27 - 30 OCT 07	0
B FITZGERALD	OAK LAW PROJECT LEADER	BRATISLAVA, UNITED KINGDOM	SEMINARS & WORKSHOPS	6 - 13 OCT 07	4,300
M GROERT	RESEARCH OFFICER	PHNOM PENH	RESEARCH FIELD WORK	13 OCT - 25 NOV 07	7,031
B HOCKING	SENIOR LECTURER	EUROPE, HONG KONG	RESEARCH	1 - 24 APR 07	0
B HOCKING	SENIOR LECTURER	USA, EUROPE	LECTURES, ACADEMIC MEETINGS	3 AUG - 22 AUG 07	0
C KEO	LLM RESEARCH STUDENT	PHNOM PENH	RESEARCH FIELD WORK	1 OCT - 7 DEC 07	4,409
S KIEL-CHISHOLM	OAK LAW PROJECT MANAGER	EUROPE, USA	RESEARCH	31 MAR - 18 APR 07	7,100
M LAVARCH	EXECUTIVE DEAN - LAW FACULTY	MIDDLE EAST	QUT DELEGATION	1- 11 MAY 07	7,288
R MACDONALD	SENIOR LECTURER	NAIROBI	CONFERENCES, MOOT	27 AUG - 24 SEP 07	6,329
M MARKHAM	LECTURER	UNITED KINGDOM	CONFERENCE, RESEARCH	30 AUG - 11 SEP 07	3,670

					Estimated Cost at Time of Approval
Name	Position	Destination(s)	Purpose of Travel	Duration	
R MASON	HEAD OF SCHOOL - LAW	CANADA	WORKSHOP	17 - 25 OCT 07	5,565
D O'BRIEN	RESEARCH ASSISTANT	SHANGHAI	CONFERENCE	23 - 31 MAY 07	1,770
K PURI	PROFESSOR LAW	JAPAN	RESEARCH	18 JAN - 6 FEB 07	0
K PURI	PROFESSOR LAW	INDIA	PROMOTION LAW PROGRAMS	1 - 17 JUL 07	6,301
K PURI	PROFESSOR	TURIN - ITALY	PRESENTATION OF LECTURES	13 - 29 OCT 07	0
M SHIRLEY	ASSISTANT DEAN - L&T	PARIS, ATHENS	CONFERENCE, AGENT MEETING	29 MAY - 11 JUN 07	7,843
N SUZOR	RESEARCH	SINGAPORE	LAW RESEARCH	19 - 23 AUG 07	2,151
I TERNEL-WONG	SENIOR ADMINISTRATION OFFICER - ICCE	INDIA	PROMOTION LAW PROGRAMS	30 JUN - 10 JUL 07	7,392
D THAMPAPILLAI	ASSOCIATE LECTURER	OXFORD - UNITED KINGDOM	MOOT - COACHING	21 - 30 MAR 07	10,107
D THAMPAPILLAI	ASSOCIATE LECTURER	VANUATU	COACH - MOOT COMPETITION	19 - 23 SEP 07	2,100
M THOMAS	LECTURER	UNITED KINGDOM, EUROPE	CONFERENCE	1 - 30 JUL 07	1,120
J YULE	LECTURER	OXFORD - UNITED KINGDOM	MOOT - COACHING	21 - 28 MAR 07	5,364
D THAMPAPILLAI	ASSOCIATE LECTURER	VANUATU	COACH - MOOT COMPETITION	19 - 23 SEP 07	2,100
M THOMAS	LECTURER	UNITED KINGDOM, EUROPE	CONFERENCE	1 - 30 JUL 07	1,120
J YULE	LECTURER	OXFORD - UNITED KINGDOM	MOOT - COACHING	21 - 28 MAR 07	5,364
QUT CARSELDINE					
G BOULTON-LEWIS	ADJUNCT PROFESSOR	UNITED KINGDOM	CONFERENCE	30 APR - 19 MAY 07	2,680
B BOURKE	SENIOR LECTURER	JAPAN	CONFERENCE PARTICIPATION/ RESEARCH	28 SEP - 11 OCT 07	2,811
B BOURKE	SENIOR LECTURER	HAWAII	CONFERENCE PARTICIPATION	2 AUG - 7 AUG 07	3,237
L BUYS	ASSOCIATE PROFESSOR	CHINA	CONFERENCE PARTICIPATION	19 - 27 OCT 07	3,750
N CHANG	INTERNATIONAL MARKETING OFFICER	GERMANY	INSTITUTE VISITS IEC ROAD SHOW	7 - 27 MAY 07	7,800
W DELAFORCE	ASSISTANT DIRECTOR DEVELOPMENT	USA, UNITED KINGDOM	PDP	29 AUG - 5 NOV 07	13,275
M FALARTI	SESSIONAL LECTURER	SINGAPORE	CONFERENCE PARTICIPATION	25 - 29 JUL 07	1,295
G KENDALL	PROFESSOR	USA, UNITED KINGDOM	PDL (ACADEMIC)	25 OCT - 3 JAN 08	7,569
E MILLER	POST DOCTORAL FELLOW	MALAYSIA	CONFERENCE, REC LEAVE	26 NOV - 8 JAN 08	1,806
A QUANCHI	SENIOR LECTURER	TONGA	FIELDWORK TRIP	19 NOV - 4 DEC 07	3,974
A QUANCHI	SENIOR LECTURER	AUCKLAND - NEW ZEALAND	CONFERENCE PARTICIPATION	5 - 12 DEC 07	0
M QUANCHI	LECTURER	PARIS, VIENNA	CONFERENCE	16 JUN - 18 JUL 07	3,750
M QUANCHI	LECTURER	TONGA	FIELD TRIP, STUDY TOUR	7 - 14 JUN 07	0
J SYNOTT	LECTURER	KOREA	FIELD TRIP, STUDY TOUR	22 JUN - 6 JUL 07	4,991
L THOMPSON	LECTURER	SPAIN	CONFERENCE, LSL, REC LEAVE	14 JUN - 16 JUL 07	1,944
C TROCKI	PROFESSOR	USA	CONFERENCE, REC LEAVE	13 NOV - 11 DEC 07	0
Y WANG	LECTURER	CHINA	FIELD TRIP, STUDY TOUR	25 JUN - 10 JUL 07	4,000
Y WANTANABE	LECTURER	TOKYO	CONFERENCE	31MAY - 5 JUN 07	1,606

					Estimated Cost at Time of Approval
Name	Position	Destination(s)	Purpose of Travel	Duration	
RESEARCH AND COMMERCIALISATION					
G CRUZ-CARREON	STUDENT ENQUIRIES ASSISTANT	JAKARTA	IAS	13 AUG - 11 SEP 07	1,452
J ESCOBAR	INTERNATIONAL PROJECT FINANCE OFFICER	INDONESIA	CLOSURE OF IASTP A2 EXPORT PROJECT	12 - 17 NOV 07	2,048
S GASSON	MANAGER - RESEARCH STUDENTS CENTRE	EDINBURGH	PDP, CONFERENCE ATTENDANCE	10 - 27 AUG 07	3,566
L HERON	EXECUTIVE OFFICER	BOSTON - USA	BIO2007	2 - 9 MAY 07	4,143
M HURWOOD	DEVELOPMENT PROJECT MANAGER	MANILA	PSLP	8 - 15 SEP 07	1,385
K LAWRENCE	INTERNATIONAL PROJECT COORDINATOR	THE MALDIVES	PRE-TRAINING PREPARATION AND PROJECT INITIATION (PSLP HEALTH AND DISASTER MANAGEMENT)	15 - 21JUN 07	2,937
K LAWRENCE	INTERNATIONAL PROJECT COORDINATOR	JAKARTA	IAS	13 - 17 AUG 07	1,452
K LAWRENCE	INTERNATIONAL PROJECT COORDINATOR	INDONESIA	CLOSURE OF IASTP A2 EXPORT PROJECT	12 - 17 NOV 07	2,048
K LAWRENCE	INTERNATIONAL PROJECT COORDINATOR	JAKARTA	IASTP 3 ASSET APPRAISALS PROJECT MATERIALS IN JAKARTA	3 - 8 OCT 07	2,439
K LEE	HEAD OF SCHOOL	MANILA	PSLP	8 - 15 SEP 07	1,358
M MCARDLE	DIRECTOR - OFFICE OF RESEARCH	BOSTON - USA	BIO 2007	2 - 9 MAY 07	4,143
C MELVIN	DIRECTOR - OFFICE OF COMMERCIAL SERVICES	MALAYSIA, KUALA LUMPUR	QUT - FACULTY OF EDUCATION PROJECT	30 MAY - 4 JUN 07	2,889
C MELVIN	DIRECTOR - OFFICE OF COMMERCIAL SERVICES	MALAYSIA	QUT - FACULTY OF EDUCATION PROJECT - MOEM3 NEGOTIATIONS	8 - 15 APR 07	3,647
C MELVIN	DIRECTOR - OFFICE OF COMMERCIAL SERVICES	CHINA - BEIJING	QUT JED PROJECT	1 - 10 DEC 07	6,832
C MELVIN	DIRECTOR - OFFICE OF COMMERCIAL SERVICES	PORT MORESBY	CONFERENCE PARTICIPATION - EARLY CHILDHOOD PROJECT	25 - 27 NOV 07	2,098
P REGNAULT	INTERNATIONAL PROJECTS SUPPORT OFFICER	INDONESIA	IASTP PRE-DEPARTURE BRIEFINGS	14 - 18 JAN 07	208
V SACRIZ	INTERNATIONAL PROJECTS UNIT (IPU)	THE PHILIPPINES	TRAINING/BUSINESS DEVELOPMENT	26 MAY - 8 JUN 07	4,362
V SACRIZ	INTERNATIONAL DEVELOPMENT OFFICER	MALDIVES, INDIA, NEPAL	BUSINESS DEVELOPMENT TRIP TO SOUTH ASIA	26 OCT - 8 NOV 07	4,342
N SALANGSANG	BUSINESS MANAGER - INTERNATIONAL PROJECTS UNIT	SINGAPORE, JAKARTA	TECHNICAL ASSESSMENT PANEL INTERVIEW - LAPIS	9 - 11 JAN 07	2,677
N SALANGSANG	BUSINESS MANAGER - INTERNATIONAL PROJECTS UNIT	JAKARTA - INDONESIA, MANILLA - PHILIPPINES	BUSINESS DEVELOPMENT	11 - 17 MAR 07	4,314

					Estimated Cost at Time of Approval
Name	Position	Destination(s)	Purpose of Travel	Duration	
N SALANGSANG	MANAGER INTERNATIONAL PROJECTS	MALDIVES, INDIA, NEPAL	BUSINESS DEVELOPMENT TRIP TO SOUTH ASIA	26 OCT - 8 NOV 07	4,687
A SHARMA	DEPUTY VICE- CHANCELLOR (R&C)	BOSTON, ST LOUIS, PITTSBURGH, NEW YORK, SAN FRANCISCO - USA	BIO 2007, BOEING, CARNEGIE MELLON, PREMIER'S FUNCTION, HP LABS, UC BERKELEY	2 - 13 MAY 07	19,613
A SHARMA	DEPUTY VICE- CHANCELLOR (R&C)	EUROPE, INDIA	ATN VISIT, CONFERENCE PRESENTATION	16 - 23 JUNE 07	10,200
R WISSLER	DEAN OF GRADUATE STUDIES	MIDDLE EAST	PHD RECRUITMENT, RESEARCH LINKAGES	26 APR - 6 MAY 07	3,010
SCIENCE					
J AASKOV	ASSOCIATE PROFESSOR	THAILAND, VIETNAM, MYNAMAR	FIELD WORK	26 JAN - 3 FEB 07	1,216
J AASKOV	ASSOCIATE PROFESSOR	SINGAPORE	WORKSHOP	7 - 10 FEB 07	0
J AASKOV	ASSOCIATE PROFESSOR	VIETNAM, PHILIPPINES	CONFERENCE ATTENDANCE	11 APR - 20 APR 07	0
J AASKOV	ASSOCIATE PROFESSOR	UNITED KINGDOM, SINGAPORE, SRI LANKA	MEETING, SEMINAR, PRESENTATION	12 SEP - 1 OCT 07	4,500
J AASKOV	ASSOCIATE PROFESSOR	VIETNAM, BURMA	FIELDWORK	2 - 23 JUL 07	2,105
J AASKOV	ASSOCIATE PROFESSOR	VIETNAM, CAMBODIA, INDIA	PROJECT REVIEW	18 NOV - 10 DEC 07	3,929
E ADAMSON	LECTURER	VIETNAM	WORKSHOP ATTENDANCE/MEETING	27 JAN - 18 FEB 07	3,121
V AGRANOVSKI	RESEARCH ASSISTANT	AUSTRIA, SWITZERLAND	CONFERENCE ATTENDANCE	17 AUG - 21 SEP 07	1,920
B ANDERSON	SENIOR LECTURER	NEW ZEALAND	CONFERENCE, SEMINAR, WORKSHOP	8 - 12 AUG 07	1,152
B ANDERSON	SENIOR LECTURER	HONG KONG	CONFERENCE ATTENDANCE	20 - 27 NOV 07	0
V ANH	PROFESSOR	SPAIN, USA	RESEARCH COLLABORATION	6 - 22 APR 07	6,207
V ANH	PROFESSOR	USA	RESEARCH, MEETING	22 OCT - 22 FEB 08	11,318
A BAKER	ASSOCIATE LECTURER	NEW ZEALAND	CONFERENCE ATTENDANCE, SAMPLE COLLECTION	12 - 21 JUN 07	2,180
A BAKER	ASSOCIATE LECTURER	CHILE - ARGENTINA	RESEARCH FIELD TRIP AND COLLABORATION	1 - 14 OCT 07	5,627
K BEAGLEY	PROFESSOR	JAPAN	CONFERENCE, SEMINAR, WORKSHOP	8 - 13 JUL 07	1,972
S BEE	FACULTY MANAGER	OMAN, UNITED ARAB EMIRATES, BAHRAIN, SAUDI ARABIA, KUWAIT	INTERNATIONAL MISSION TO IDP GULF ROAD SHOW	28 OCT - 11 NOV 07	12,488
S BELL	SESSIONAL ACADEMIC	LOUISVILLE - USA	CONFERENCE ORAL PRESENTATION	21 - 28 MAR 07	1,500
B BIRT	LECTURER/TECHNICIAN	HONG KONG	LECTURING & PRAC WORK	11 - 15 OCT 07	1,621
S BOTTLE	ASSOCIATE PROFESSOR	CHINA	COLLABORATIONS WITH UNIVERSITIES	25 MAR - 2 APR 07	3,150
S BOTTLE	ASSOCIATE PROFESSOR	JAPAN	INVITED SPEAKER, SESSION CHAIR	30 NOV - 6 DEC 07	4,833
M BRITZ	PROFESSOR / DEAN OF SCIENCE	USA	CONFERENCE, SEMINAR, WORKSHOP	4 - 13 AUG 07	6,192
M BRITZ	PROFESSOR	CHINA	CONFERENCE ATTENDANCE, MEETINGS, COLLABORATIONS	19 - 31 OCT 07	12,446
D BROWN	INTERNATIONAL LIAISON OFFICER	MALAYSIA	RECRUITMENT MISSION	1 - 7 MAR 07	2,833

					Estimated Cost at Time of Approval
Name	Position	Destination(s)	Purpose of Travel	Duration	
D BROWN	INTERNATIONAL LIAISON OFFICER	MALAYSIA - THAILAND	EXHIBITION, MEETING, SYMPOSIUM	18 - 30 MAY 07	5,127
D BROWN	INTERNATIONAL LIAISON OFFICER	TAIWAN	AUSTRADE EXHIBITION, AGENT VISITS	20 SEP - 5 OCT 07	5,010
D BROWN	INTERNATIONAL LIAISON OFFICER	CHINA	CONFERENCE, AGENT VISITS	19 - 31 OCT 07	5,602
A CARMICHAEL	RESEARCH ASSISTANT	FIJI	PROJECT MEETING	25 - 27 APR 07	1,283
A CARMICHAEL	RESEARCH ASSISTANT	SAMOA	PROJECT MEETING	29 APR - 4 MAY 07	2,409
A CHANSON	SESSIONAL ACADEMIC	BRAZIL	5TH INTERNATIONAL GEMINIVIRUS SYMPOSIUM	19 - 28 MAY 07	4,065
L CHOPIN	SENIOR LECTURER	JAPAN	CONFERENCE ATTENDANCE	27 OCT - 11 NOV 07	530
L CHOPIN	SENIOR LECTURER	JAPAN	CONFERENCE ATTENDANCE	7 - 20 JUL 07	2,664
A CLARKE	SENIOR LECTURER	FIJI	PROJECT MEETING	25 - 27 APR 07	1,283
J CLEMENTS	PROFESSOR	WALES - ENGLAND	RESEARCH DISCUSSIONS, PERSONAL LEAVE	30 APR - 12 MAY 07	0
J CLEMENTS	PROFESSOR	CANADA, USA, BELGIUM	CONFERENCE, LAB VISITS, MEETINGS	2 - 17 JUN 07	5,282
J CLEMENTS	PROFESSOR	USA	CONFERENCE ATTENDANCE, ANNUAL MEETING	14 - 20 APR 07	4,069
J CLEMENTS	PROFESSOR	GREECE	CONFERENCE ATTENDANCE	13 - 28 OCT 07	4,833
S COBB	BUSINESS DEVELOPMENT MANAGER	SINGAPORE	COMMERCIALISATION MEETING	26 - 27 FEB 07	2,363
I COWLING	SENIOR LECTURER	CHINA	CONFERENCE, SEMINAR, WORKSHOP	2 - 16 JUL 07	7,315
I COWLING	SENIOR LECTURER	HONG KONG	TEACHING PH83 COURSE	7 - 16 APR 07	2,260
I COWLING	ASSOCIATE PROFESSOR	CHINA	LECTURING, MEETING	22 SEP - 4 OCT 07	2,427
I COWLING	ASSOCIATE PROFESSOR	HONG KONG	LECTURING	8 - 11 NOV 07	1,745
I COWLING	ASSOCIATE PROFESSOR	HONG KONG	TEACHING & PRESENTATION	6 - 9 DEC 07	2,195
M COX	ASSOCIATE PROFESSOR	CHINA	SYMPOSIA	5 - 11 AUG 07	3,385
S COYNE	LECTURER	HONG KONG	TEACHING PCB320	15 - 19 MAR 07	1,500
S COYNE	LECTURER	CHINA (INCLUDING HONG KONG)	LECTURING PH83 COURSE	31 MAY - 5 JUN 07	1,429
S COYNE	VISITING STAFF MEMBER	HONG KONG	TEACHING - EXTERNAL	13 - 16 JUL 07	1,939
S COYNE	VISITING STAFF MEMBER	CHINA	LECTURING	25 - 31 OCT 07	1,509
R CUTHBERT	LECTURER	ARGENTINA	CONFERENCE ATTENDANCE	25 NOV - 4 DEC 07	5,519
Y DONG	RESEARCH FELLOW	GREECE	CONFERENCE, SEMINAR, WORKSHOP	14 - 22 OCT 07	3,910
C DROVANDI	RESEARCH ASSISTANT	PORTUGAL	CONFERENCE	17 AUG - 2 SEP 07	6,765
M FADDY	PROFESSOR	UNITED KINGDOM	COLLABORATION, PRESENTATION	26 OCT - 20 DEC 07	2,413
T FARRELL	SENIOR LECTURER	SWEDEN, UNITED KINGDOM	COLLABORATIVE RESEARCH	25 NOV - 15 DEC 07	7,020
T FORSTER	SENIOR LECTURER	MALAYSIA, SINGAPORE	AUSTRADE PRESENTATION, MINISTRY VISIT	15 - 20 MAR 07	1,314
T FORSTER	SENIOR LECTURER	MALAYSIA	MEETING	21 - 26 MAY 07	2,900
T FORSTER	SENIOR LECTURER	NEW ZEALAND	CONGRESS ATTENDANCE	17 - 24 AUG 07	1,600



					Estimated Cost at Time of Approval
Name	Position	Destination(s)	Purpose of Travel	Duration	
R FROST	ASSOCIATE PROFESSOR	PORTUGAL	CONFERENCE ATTENDANCE	19 - 29 JUL 07	9,000
R FROST	PROFESSOR	HUNGARY	PDL - STUDY LEAVE	1 - 23 SEP 07	5,819
S FULLER	ASSOCIATE LECTURER	NEW ZEALAND	CONFERENCE ATTENDANCE	15 - 21 JUN 07	2,519
A GALE	TECHNICIAN	HONG KONG	LECTURING & PRAC WORK	8 - 12 NOV 07	1,848
G GEORGE	ADJUNCT PROFESSOR	ITALY, SLOVENIA	CONFERENCE ATTENDANCE	21 JUN - 10 JUL 07	10,008
G GEORGE	ADJUNCT PROFESSOR	UNITED KINGDOM, AUSTRIA	CONFERENCE, SEMINAR, WORKSHOP	3 - 17 SEP 07	8,012
G GEORGE	PROFESSOR	JAPAN	SYMPOSIUM	9 - 13 OCT 07	4,078
G GEORGE	PROFESSOR	CHINA	INVITED LECTURE	20 - 26 OCT 07	2,802
K GEORGE	RESEARCH FELLOW	USA	RESEARCH	5 - 19 JUL 07	900
P GIFFARD	ASSOCIATE PROFESSOR	USA	CONFERENCE ATTENDANCE, LAB VISIT, ANNUAL LEAVE	25 FEB - 21 MAY 07	6,700
P GIFFARD	ASSOCIATE PROFESSOR	GERMANY, NETHERLANDS	WORKSHOP ATTENDANCE	28 AUG - 7 SEP 07	7,424
P GIFFARD	ASSOCIATE PROFESSOR	USA	REVIEW PANEL MEETING	20 - 26 OCT 07	0
P GRACE	RESEARCH DIRECTOR	USA	PROJECT WORK	22 APR - 6 MAY 07	7,657
P GRACE	PROFESSOR	BEIJING - CHINA	SYMPOSIUM ATTENDANCE	6 - 11 AUG 07	2,741
D GRAMOTNEV	LECTURER	CHINA	CONFERENCE, SEMINAR, WORKSHOP	12 - 18 JUN 07	0
D GRAMOTNEV	LECTURER	USA	SPIE OPTICS & PHTONICS	25 - 31 AUG 07	4,807
L HAFNER	ASSOCIATE PROFESSOR	USA	CONVENTION AND RESEARCH	4 - 12 MAY 07	780
C HARGRAVE	LECTURER	INDIA	CONFERENCE, SEMINAR, WORKSHOP	8 - 21 NOV 07	2,293
J HARRIS	SENIOR LECTURER	GREECE	INTERNATIONAL SYMPOSIUM	13 - 21 OCT 07	3,693
M HARRISON	RESEARCH FELLOW	USA	BIO 2007 (FELLOWSHIP)	4 - 12 MAY 07	825
M HARRISON	RESEARCH FELLOW	USA	CONFERENCE ATTENDANCE	7 - 19 NOV 07	1,568
C HE	RESEARCH ASSOCIATE	USA, CHINA	TRAINING, VISITATION	16 JUN - 26 JUL 07	8,410
A HERINGTON	HEAD OF SCHOOL	MALAYSIA	MEETING, SEMINAR ATTENDANCE	29 JAN - 10 FEB 07	1,981
A HERINGTON	HEAD OF SCHOOL	WALES - ENGLAND	RESEARCH DISCUSSIONS, PERSONAL LEAVE	30 APR - 12 MAY 07	0
A HERINGTON	HEAD OF SCHOOL	MALAYSIA	CONFERENCE ATTENDANCE AND PARTICIPATION	17 - 21 JUN 07	1,753
A HERINGTON	HEAD OF SCHOOL	GREECE	CONFERENCE ATTENDANCE	13 - 28 OCT 07	5,571
J HOOPER	SENIOR RESEARCH FELLOW	GREECE	CONFERENCE, SEMINAR, WORKSHOP	15 - 26 OCT 07	6,154
G HUFTLE	LECTURER	NEW CALEDONIA	DATA COLLECTION	7 - 14 OCT 07	3,304
D HURWOOD	RESEARCH ASSOCIATE	VIETNAM	WORKSHOP ATTENDANCE, MEETING	27 JAN - 4 FEB 07	2,311
D HURWOOD	RESEARCH ASSOCIATE	VIETNAM	CONFERENCE ATTENDANCE	3 - 13 AUG 07	3,891
W HUSTON	RESEARCH ASSOCIATE	LOUISVILLE - USA, TORONTO - CANADA	CHLAMYDIA BASIC RESEARCH SOCIETY MEETING	17 MAR - 6 APR 07	3,500
F HUYGENS	LECTURER	CHINA	SYMPOSIA	5 - 10 AUG 07	3,927
E ISDALE	CONSULTANT	HONG KONG	TEACHING PH83 COURSE	27 APR - 6 MAY 07	1,173
N ISLAM	SENIOR LECTURER	USA	ANNUAL MEETING	11 - 17 NOV 07	3,318

					Estimated Cost at Time of Approval
Name	Position	Destination(s)	Purpose of Travel	Duration	
N JOHNSON	OPERATIONS MANAGER - TISSUE THERAPIES	CANADA	TISSUE THERAPIES ACTIVITIES	14 - 22 MAR 07	0
W JULIAN	LECTURER	HONG KONG	LECTURING PH83 COURSE	12 - 16 APR 07	1,597
T KAIRN	POST DOCTORAL RESEARCH FELLOW	SPAIN, UNITED KINGDOM, NETHERLANDS	PRESENTATION, VISITS	5 SEP - 8 OCT 07	7,562
J KEITH	POST DOCTORAL FELLOW	AUSTRIA	CONFERENCE ATTENDANCE	20 - 27 JUL 07	5,553
J KEITH	POST DOCTORAL FELLOW	CANADA	CONFERENCE, SEMINAR, WORKSHOP	1- 8 JUL 07	3,562
H KHANNA	SENIOR RESEARCH FELLOW	KAMPALA - UGANDA, VIENNA - AUSTRIA, FREIBURG - GERMANY	CONFERENCE AND LABORATORY VISITS	26 JAN - 16 FEB 07	7,545
H KHANNA	SENIOR RESEARCH FELLOW	SOUTH AFRICA	MEETING	8 - 19 OCT 07	3,411
C KNOX	LECTURER	USA, CANADA	CONFERENCE ATTENDANCE	2 - 18 OCT 07	0
S KOKOT	SENIOR LECTURER	CHINA	CONFERENCE, SEMINAR, WORKSHOP	22 SEP - 1 OCT 07	3,982
E KOZAN	PROFESSOR	CZECH REPUBLIC, TURKEY	CONFERENCE ATTENDANCE	29 JUN - 15 JUL 07	9,825
E KOZAN	PROFESSOR	TAIWAN	MEETING, PAPER PRESENTATION	7 - 13 DEC 07	4,273
B LAYCOCK	SENIOR RESEARCH FELLOW	ITALY	VISITATION, MEETINGS	23 JUN - 2 JUL 07	0
D LOSSNER	RESEARCH FELLOW	GERMANY, GREECE	CONFERENCE, SEMINAR, WORKSHOP	28 SEP - 26 OCT 07	9,029
S LOW CHOY	RESEARCH FELLOW	UNITED ARAB EMIRATES, FRANCE	VISITATION, COLLABORATION, PRESENTATION	24 NOV - 29 DEC 07	0
H MACGILLIVRAY	PROFESSOR	PORTUGAL, UNITED KINGDOM	CONFERENCE ATTENDANCE, MEETINGS	17 AUG - 9 SEP 07	5,325
H MACGILLIVRAY	PROFESSOR	SOUTH AFRICA	CONFERENCE ATTENDANCE, SEMINAR	26 OCT - 11 NOV 07	490
D MALLET	LECTURER	NEW ZEALAND	MEETING	11 - 20 DEC 07	3,274
W MARTENS	POST DOCTORAL RESEARCH FELLOW	TAIWAN	USE FACILITIES	13 - 18 NOV 07	1,557
P MATHER	ASSOCIATE PROFESSOR	VIETNAM	WORKSHOP ATTENDANCE, MEETING	27 JAN - 4 FEB 07	7,611
P MATHER	ASSOCIATE PROFESSOR	MALAYSIA	CONGRESS ATTENDANCE	2 - 9 MAY 07	0
P MATHER	ASSOCIATE PROFESSOR	VIETNAM	CONFERENCE ATTENDANCE	3 - 13 AUG 07	3,807
P MATHER	ASSOCIATE PROFESSOR	EDINBURGH - UNITED KINGDOM	MEETING	7 - 19 JUL 07	0
C MCGRORY	RESEARCH FELLOW	UNITED KINGDOM	COLLABORATION, RESEARCH PROJECT	9 JUN - 2 JUL 07	2,761
P MCLEAN	LECTURER	HONG KONG	LECTURING AT CITY UNIVERSITY OF HONG KONG.	26 MAR - 1 APR 07	1,600
K MENGENSEN	PROFESSOR	FRANCE - ITALY	CONFERENCE PARTICIPATION, RESEARCH COLLABORATIONS	1JUN - 4 JUL 07	2,900
K MENGENSEN	PROFESSOR	USA	CONFERENCE ATTENDANCE	27 APR - 4 MAY 07	4,535
K MENGENSEN	PROFESSOR	CHINA	QUEENSLAND CHINA MISSION	5 - 11 AUG 07	4,169
K MENGENSEN	PROFESSOR	MALAYSIA	CONFERENCE - KEYNOTE SPEAKER	11 - 15 DEC 07	2,685
K MENGENSEN	PROFESSOR	SOUTH AFRICA	WORKSHOP ATTENDANCE	11 - 21 NOV 07	4,233
G MICHAEL	LECTURER	NEW ZEALAND	MODERATION VISIT	7 - 11 OCT 07	1,525

					Estimated Cost at Time of Approval
Name	Position	Destination(s)	Purpose of Travel	Duration	
K MOMOT	LECTURER	USA	CONFERENCE ATTENDANCE	16 - 24 JUN 07	2,600
L MORAWSKA	PROFESSOR	AUSTRIA	CONFERENCE ATTENDANCE	4 - 13 SEP 07	4,589
L MORAWSKA	PROFESSOR	GERMANY	WORKING GROUP MEETING	15 - 19 OCT 07	410
C NELSON	PROFESSOR	CANADA	RESEARCH COLLABORATION	23 FEB - 16 MAR 07	0
C NELSON	PROFESSOR	CANADA, USA	MEETINGS AND RESEARCH	22 APR - 13 MAY 07	7,482
C NELSON	PROFESSOR	CANADA	VISITATION/MEETINGS	10 - 18-JUN 07	0
C NELSON	PROFESSOR	USA, CANADA	CONFERENCE ATTENDANCE	22 JUL - 2 AUG 07	0
C NELSON	PROFESSOR	CANADA	CONFERENCE PRESENTATION, ATTENDANCE	17 SEP - 2 OCT 07	4,893
C NELSON	PROFESSOR	CANADA	COLLABORATION	1 - 10 NOV 07	1,000
A RAMSAY	SESSIONAL ACADEMIC	GREECE, SWITZERLAND, SPAIN	SYMPOSIUM	14 - 30 OCT 07	7,492
R REEVES	LECTURER	DENMARK	COLLABORATION	26 NOV - 17 DEC 07	3,755
P RIDALL	RESEARCH FELLOW	ITALY, UNITED KINGDOM, PORTUGAL	COLLABORATION AND CONFERENCES	6 JUN - 1 SEP 07	10,440
Z RISTOVSKI	LECTURER	IRELAND, SERBIA	CONFERENCE ATTENDANCE	11 AUG - 1 SEP 07	7,085
P ROWNTREE	ASSOCIATE PROFESSOR	NEW ZEALAND	VISITATION, MEETINGS	19 - 28 AUG 07	3,403
P ROWNTREE	ASSOCIATE PROFESSOR	INDIA	CONFERENCE, SEMINAR, WORKSHOP	8 - 21 NOV 07	0
W SANCHEZ	SESSIONAL ACADEMIC	THAILAND, GREECE	SYMPOSIUM	15 - 26 OCT 07	3,552
K SCHROBBACK	SESSIONAL ACADEMIC	POLAND, GERMANY, THE NETHERLANDS	7TH WORLD CONGRESS OF THE INTERNATIONAL CARTILAGE REPAIR SOCIETY - LAB VISITS IN GERMANY AND NETHERLANDS	21 SEP - 14 OCT 07	4,094
G SHOOTER	RESEARCH FELLOW	CANADA	TISSUE THERAPIES ACTIVITIES	11 - 21 FEB 07	0
G SHOOTER	RESEARCH FELLOW	CANADA	TISSUE THERAPIES ACTIVITIES	17 - 25 MAR 07	0
G SHOOTER	RESEARCH FELLOW	CANADA	VISITATION, MEETINGS	23 JUN - 7 AUG 07	0
A TAJI	PROFESSOR	MALAYSIA, BRUNEI	VISITATION, MEETINGS	24 OCT - 30 OCT 07	3,913
A TAJI	PROFESSOR	MALAYSIA, THAILAND	VISITATION, MEETINGS	15 - 25 NOV 07	4,559
P TIMMS	PROFESSOR	TORONTO - CANADA, NEW YORK, LOUISVILLE - USA	CONFERENCE & LAB VISITS	13 - 29 MAR 07	6,722
P TIMMS	PROFESSOR	CHINA, UNITED KINGDOM, POLAND	CONFERENCE ATTENDANCE AND BUSINESS MEETINGS	27 AUG - 13 SEP 07	7,930
Z UPTON	PROFESSOR	CANADA, USA, SWITZERLAND, INDIA	TISSUE THERAPIES ACTIVITIES, CONFERENCE ATTENDANCE	14 - 30 MAR 07	4,000
Z UPTON	PROFESSOR	USA	BIO INTERNATIONAL CONVENTION & DELEGATION.	26 APR - 11 MAY 07	0
Z UPTON	PROFESSOR	TORONTO - CANADA	CONFERENCE, SEMINAR, WORKSHOP	10 - 17 JUN 07	6,846
Z UPTON	PROFESSOR	USA	BIO INTERNATIONAL CONVENTION	4 - 11 MAY 07	0
Z UPTON	PROFESSOR	CANADA, USA	VISITATION, MEETING	10 - 16 SEP 07	0
J VOISEY	RESEARCH ASSOCIATE	BOSTON	CONFERENCE BIO 2007	4 - 12 MAY 07	739
E WACLAWIK	SENIOR LECTURER	CHINA	CONFERENCE ATTENDANCE	19 - 28 OCT 07	5,054
G WEBB	LECTURER	CANADA	PRESENTATION, LAB WORK	16 - 30 SEP 07	5,373

					Estimated Cost at Time of Approval
Name	Position	Destination(s)	Purpose of Travel	Duration	
G WEBB	LECTURER	RUSSIA	ATTENDING A SYMPOSIUM	11 - 19 AUG 07	4,330
G WILL	LECTURER	USA	CONFERENCE ATTENDANCE, INDUSTRY MEETING	3 - 26 MAR 07	15,900
C YATES	ASSOCIATE LECTURER	NEW ZEALAND	TEACHING - EXTERNAL	19 - 28 AUG 07	1,453
Z YU	RESEARCH FELLOW	CHINA	COLLABORATION AND CONFERENCES	26 MAY - 3 JUL 07	70
Z YU	RESEARCH FELLOW	ITALY	COLLABORATION, SEMINARS	14 JUL - 4 AUG 07	70
Z YU	RESEARCH FELLOW	HONG KONG	RESEARCH COLLABORATION	20 NOV - 21 DEC 07	80
M ZBIK	SENIOR RESEARCH FELLOW	TAIWAN	CONDUCT EXPERIMENTS	13 - 18 NOV 07	1,557
S ZHOU	SENIOR LECTURER	CHINA	CONFERENCE, SPEECH	5 - 11 APR 07	0
S ZHOU	SENIOR LECTURER	SINGAPORE, CHINA	CONFERENCE ATTENDANCE	27 OCT - 02 NOV 07	0
H ZHU	ASSOCIATE PROFESSOR	CHINA (INCLUDING HONG KONG)	PRESENTATION AND DISCUSSION	19 - 29 MAY 07	3,640
H ZHU	ASSOCIATE PROFESSOR	CHINA	CONFERENCE ATTENDANCE	13 JUL - 13 AUG 07	9,140
H ZHU	ASSOCIATE PROFESSOR	ROMANIA, SINGAPORE	CONFERENCE, LECTURE, VISITS	15 - 24 OCT 07	6,813
SUGAR RESEARCH INSTITUTE					
R BROADFOOT	PROFESSOR	SOUTH AFRICA	ISSCT CONFERENCE	23 JUL - 6 AUG 07	2,576
R BROADFOOT	PROFESSOR	INDIA	CONSULT. FOR CVP PRE-DESIGN AUDIT	29 AUG - 3 SEP 07	1,788
R BROADFOOT	PROFESSOR	ECUADOR	CONSULTANCY	28 OCT - 3 NOV 07	4,184
J DALE	DIRECTOR	ENTEBBE - NAIROBI	GRAND CHALLENGES PROJECT MEETINGS	27 JAN - 14 FEB 07	14,634
J DALE	DIRECTOR	MOZAMBIQUE	GC9 MEETINGS	24 MAR - 7 APR 07	11,601
J DALE	DIRECTOR	ITALY	AFRICA CONFERENCE	21 - 28 APR 07	10,516
J DALE	DIRECTOR	BOSTON	BIO 2007 CONFERENCE	4 - 12 MAY 07	11,890
J DALE	DIRECTOR	BRAZIL	INTER. GEMINI VIRUS SYMPOSIUM	19 - 29 MAY 07	10,261
J DALE	DIRECTOR	ZANZIBAR, CAPE TOWN	CONFERENCE IN ZAN, GCGH MEETING & BANANA 21 MEETING IN CAPE TOWN	30 SEP -16 OCT 07	10,536
J DALE	DIRECTOR	HONOLULU	PACIFIC RIM CONFERENCE	12 - 17 NOV 07	2,522
W DOHERTY	PRINCIPAL RESEARCH FELLOW	CHINA	BIOREFINERY CONFERENCE	19 - 28 OCT 07	5,343
L EDYE	PRINCIPAL RESEARCH FELLOW	TOKYO - JAPAN	APEC BIOFUELS TASK FORCE WORKSHOP	30 JAN - 3 FEB 07	0
L EDYE	PRINCIPAL RESEARCH FELLOW	GERMANY, FRANCE, LONDON	STRATEGIC PLANNING WORKSHOP	24 MAR - 1 APR 07	3,481
L EDYE	PRINCIPAL RESEARCH FELLOW	VIETNAM	INTERNATIONAL CONSULTATION - NAGARJUNS	29 APR - 4 MAY 07	1,872
L EDYE	PRINCIPAL RESEARCH FELLOW	CHINA	BIOREFINERY CONFERENCE	19 - 28 OCT 07	5,343
L EDYE	PRINCIPAL RESEARCH FELLOW	HONOLULU	PACIFIC RIM CONFERENCE	12 - 18 NOV 07	1,724
T FYFFE	PROJECT MANAGER	UGANDA - KENYA	GC9 CONFERENCE & SITE VISITS	28 MAR - 7 APR 07	3,243

					Estimated Cost at Time of Approval
Name	Position	Destination(s)	Purpose of Travel	Duration	
T FYFFE	PROJECT MANAGER	CAPE TOWN, KAMPALA	GCGH & GC9 CONFERENCE & SITE VISITS	5 - 19 OCT 07	3,429
J GEIJSKES	RESEARCH SCIENTIST	UGANDA - KENYA	GC9 CONFERENCE & SITE VISITS	28 MAR - 7 APR 07	3,243
P HOBSON	PRINCIPAL RESEARCH FELLOW	SOUTH AFRICA	ISSCT CONFERENCE	27 JUL - 19 AUG 07	2,569
A JAMES	RESEARCH SCIENTIST	UGANDA, NAIROBI, TANZANIA, KENYA	GRAND CHALLENGES PROJECT MEETINGS	27 JAN - 12 FEB 07	3,803
G KENT	SENIOR RESEARCH FELLOW	SOUTH AFRICA	ISSCT CONFERENCE	27 JUL - 4 AUG 07	2,867
A MANN	SENIOR RESEARCH FELLOW	GEORGETOWN, GUYANA	BOILER INSTALLATION SUPERV.	18 - 29 MAR 07	3,762
A MANN	SENIOR RESEARCH FELLOW	WENSHAN - CHINA	COMMISSION, BOILER MODIFICATIONS	14 -23 DEC 07	2,230
I O'HARA	SENIOR RESEARCH FELLOW	GUANGZHOU - CHINA	TECH ASSIST. FOR CANE ENGIN	17 - 25 JAN 07	1,900
I O'HARA	SENIOR RESEARCH FELLOW	ARGENTINA	CONSULT LEDESMA SAAI	2 - 11 SEP 07	0
I O'HARA	SENIOR RESEARCH FELLOW	LONDON	RESEARCH AT BRUNEL UNIVERSITY	22 OCT -2 NOV 07	2,439
D O'ROURKE	ADMIN COORDINATOR	ITALY	AFRICA CONFERENCE	21 - 27 APR 07	3,577
D O'ROURKE	ADMIN COORDINATOR	ZANZIBAR, CAPE TOWN	CONFERENCE IN ZAN, GCGH MEETING & BANANA 21 MEETING IN CAPE TOWN	30 SEP -16 OCT 07	4,286
D RACKEMANN	RESEARCH FELLOW	SOUTH AFRICA	ISSCT CONFERENCE	25 JUL - 4 AUG 07	2,467
R STEINDL	PRINCIPAL RESEARCH FELLOW	CHENNAI - INDIA	CONSULTANCY	18 - 26 MAR 07	1,302
R STEINDL	PRINCIPAL RESEARCH FELLOW	INDIA, ARGENTINA	CONSULTATIONS	12 - 28 MAY 07	12,782
R STEINDL	PRINCIPAL RESEARCH FELLOW	SANTIAGO	PAID CONSULTANCY	16 - 29 JUN 07	9,796
R STEINDL	PRINCIPAL RESEARCH FELLOW	CHENNAI - INDIA	CONSULT. TO INDIAN SUGAR COS	6 - 16 JUL 07	9,720
R STEINDL	PRINCIPAL RESEARCH FELLOW	SOUTH AFRICA	ISSCT CONFERENCE	23 - 28 JUL 07	2,688
R STEINDL	PRINCIPAL RESEARCH FELLOW	GUYANA, ECUADOR, INDIA, SOUTH AFRICA	CONSULTATIONS	3 - 24 SEP 07	21,462
R STEINDL	PRINCIPAL RESEARCH FELLOW	MEXICO, BELIZE, INDIA	OVERSEAS CONSULTANCIES	10 - 21 DEC 07	15,415
TECHNOLOGY, INFORMATION AND LEARNING SUPPORT					
S BEAMES	LEARNING DESIGNER	SINGAPORE	CONFERENCE	2 - 7 DEC 07	2,568
P CALLAN	E-RESEARCH ACCESS COORDINATOR - LIBRARY (TILS)	SWITZERLAND	ATTEND CERN CONFERENCE, SWITZERLAND	16 - 25 APR 07	4,786

					Estimated Cost at Time of Approval
Name	Position	Destination(s)	Purpose of Travel	Duration	
D CARUANA	ACTING MANAGER, CSS	LAS VEGAS - USA	ATTEND THE AFCOM'S DATA CENTER WORLD CONFERENCE, LAS VEGAS	24 MAR - 3 APR 07	9,136
T COCHRANE	DEPUTY VICE- CHANCELLOR (TILS)	AUCKLAND - NEW ZEALAND	KEYNOTE SPEAKER - NZ UNIVERSITY CONFERENCE & MEETING	28 - 29 MAY 07	200
T COCHRANE	DEPUTY VICE- CHANCELLOR (TILS)	SWEDEN, BERLIN - EUROPE	KEYNOTE SPEAKER - IATUL, SWEDEN - INTERNATIONAL AGREEMENTS/ LIAISONS	6 - 29 JUN 07	14,488
R DEARDEN	BRANCH LIBRARY MANAGER - KG	USA	HARVARD COURSE & STUDY TOUR	4 - 20 AUG 07	2,316
W FRASER	MANAGER - INFRASTRUCTURE SERVICES	SEATTLE	CONFERENCE & STUDY TOUR	13 - 26 OCT 07	9,342
W HARPER	ACTING ASSOCIATE DIRECTOR	MAASTRICHT - NETHERLANDS, NOTTINGHAM - UNITED KINGDOM	CONFERENCE & MEETINGS	12 - 30 OCT 07	10,845
A HUTHWAITE	LRS MANAGER	SINGAPORE	CONFERENCE PARTICIPATION	27 - 31 AUG 07	2,782
G MITCHELL	IHS DIRECTOR	SEATTLE	CONFERENCE & STUDY TOUR	19 OCT - 6 NOV 07	10,228
G PALMER	TECHNICAL LEADER	HO CHI MIN CITY - VIETNAM	ATTEND THE HP STORAGEWORKS 2007 CONFERENCE, VIETNAM	5 - 8 FEB 07	0
D PEACH	LEARNING & TEACHING CONSULTANT - TALSS	SINGAPORE	ATTEND WACE CONFERENCE - SINGAPORE	24 - 30 JUN 07	4,218
C SLAVEN	LIBRARY SYSTEMS MANAGER	LONDON - UNITED KINGDOM	CONFERENCE & STUDY TOUR	9 NOV - 14 DEC 07	11,705
J STOKKER	DIRECTOR - LIBRARY (TILS)	HONG KONG	PRESENT PAPER AT ALDP CONFERENCE - HONG KONG	10 - 16 APR 07	3,291
J THOMAS	LIAISON LIBRARIAN	VANCOUVER - CANADA	PRESENT PAPER AT A CONFERENCE IN VANCOUVER, CANADA	18 - 26 JUN 07	685
P ULLOA	AV SERVICES COORDINATOR	CHILE	PDP STUDY TOUR	1 AUG - 14 SEP 07	10,058
A WRIGHT	PROJECT LEADER - APAC PORTAL PROGRAM	MANCHESTER - UNITED KINGDOM	ATTEND 20TH OPEN GRID FORUM CONFERENCE, MANCHESTER, UK	4 - 19 MAY 07	6,519
J YOUNG	MANAGER - HPC	EUROPE	CONFERENCE & STUDY TOUR	6 - 23 SEP 07	6,353

# CONSULTANCY EXPENDITURE

	2007	2006	2005
CONSULTANCY EXPENDITURE	\$000	\$000	\$000
CONSULTANCY EXPENDITURE (ACCRUAL)	3731	3297	
COMMUNICATIONS	17	1	1
FINANCE/ACCOUNTING	269	153	141
HUMAN RESORCE MANAGEMENT	54	58	55
INFORMATION TECHNOLOGY	673	514	157
MANAGEMENT	48	16	13
PROFESSIOANL/TECHNICAL	2670	2554	7538

# CORPORATE INFORMATION SYSTEMS

**The core systems in use to administer QUT's financial and operational performance are:**

Student Information System–Callista Student Management System version 7.1 | Supplied by Callista Software Services

Fianancial System–ORACLE Financial System, version 11 (i) | Supplied by ORACLE Corporation

Human Resources System (including payroll)– ALESCO HR System, Version 10 | Supplied by Talent 2.

# COUNCIL COMMITTEES

## MEMBERSHIP AND ATTENDANCE IN 2007

### ACADEMIC POLICY PROCEDURES COMMITTEE

Name	Position	Meeting Attendance
Ms Robyn Nash	One nominee of the Chair of University Academic Board as Chair	Attended 4 meetings from 4 meetings
Dr Neville Bofinger	Student Ombudsman (ex officio)	Attended 1 meeting from 4 meetings
Dr Don Field/Prof Stephen Towers	Director, Academic Policy and Programs (ex officio)	Attended 2 meetings from 4 meetings
Ms Patricia Smith	A Faculty Administration Manager, nominated by the Faculty Administration Managers	Attended 2 meetings from 4 meetings
Dr Al Grenfell	Director, Student Business Services Department or nominee	Attended 4 meetings from 4 meetings
Dr Sandra Gattenhof	Academic Staff member, nominated by and from University Academic Board	Attended 2 meetings from 4 meetings
Dr Richard Brown	Academic Staff member, nominated by and from University Academic Board	Attended 3 meetings from 4 meetings
Mr Daniel Wighton	One member of QUT Student Guild, with concurrent membership of University Academic Board, nominated by QUT Student Guild Council	Attended 1 meeting from 4 meetings

### ALUMNI BOARD

Name	Position	Meeting Attendance
Mr Brett Hooker	President of Alumni (ex officio) as Chair	Attended 5 meetings from 6 meetings
Mrs Marie-Claire Grady	Two members of QUT Council elected to Council by and from Alumni (ex officio)	Attended 6 meetings from 6 meetings
Dr Graham Drummond	Two members of QUT Council elected to Council by and from Alumni (ex officio)	Attended 4 meetings from 6 meetings
Ms Morag Hocknull	Three members elected by and from Alumni	Attended 6 meetings from 6 meetings
Mr Michael Ryan	Three members elected by and from Alumni	Attended 5 meetings from 6 meetings
Mr Mervyn Ng	Three members elected by and from Alumni	Attended 6 meetings from 6 meetings
Ms Marisa Vecchio	Three members of Alumni nominated by the Vice-Chancellor	Attended 3 meetings from 6 meetings
Vacant 26/02/2007	Three members of Alumni nominated by the Vice-Chancellor	
Mr Michael Bowers	Three members of Alumni nominated by the Vice-Chancellor	Attended 2 meetings from 6 meetings
Prof Vi McLean	Deputy Vice-Chancellor (International and Development) or nominee	Attended 5 meetings from 6 meetings

### APPEALS COMMITTEE

Name	Position	Meeting Attendance
Dr Don Field/Prof Stephen Towers	One member of University Academic Board, nominated by the Chair of University Academic Board, as Chair	Attended 6 meetings from 6 meetings
Ms Katharina Grgic	Registrar or nominee	Attended 4 meetings from 6 meetings
Ms Natalie Locke	One member nominated by and from Council	Attended 6 meetings from 6 meetings
Dr Margaret Lloyd/Dr Catherine Dallemagne	Two members of academic staff from different faculties, who are members of University Academic Board, nominated by University Academic Board	Attended 5 meetings from 6 meetings
Mr Michael Roggenkamp/Prof Tom Cooper	Two members of academic staff from different faculties, who are members of University Academic Board, nominated by University Academic Board	Attended 5 meetings from 6 meetings



## APPEALS COMMITTEE CONT.

Name	Position	Meeting Attendance
Dr Neville Bofinger	Student Ombudsman (ex officio)	Attended 6 meetings from 6 meetings
Mr Daniel Wighton	One member nominated by and from QUT Student Guild	Attended 5 meetings from 6 meetings
Vacant 17/12/2007	A postgraduate student nominated by Postgraduate Students Association, who is only a member when the Committee is considering higher degree research students appeals	No higher degree research students appeals considered
Vacant 17/12/2007	A member of academic staff with research supervisory experience nominated by University Academic Board, who is only a member when the Committee is considering higher degree research student appeals	No higher degree research students appeals considered

## CHANCELLOR'S COMMITTEE

Name	Position	Meeting Attendance
Major Gen Peter Arnison	Chancellor (ex officio) as Chair	Attended 3 meetings from 3 meetings
Prof Peter Coaldrake	Vice-Chancellor (ex officio)	Attended 3 meetings from 3 meetings
Mr Stephen Keim	Deputy Chancellor (ex officio)	Attended 2 meetings from 3 meetings
Mr Keith Hilless	One external member of Council appointed by Council	Attended 3 meetings from 3 meetings
Ms Rosemary Vilgan	Two additional members of Council appointed by Council, who are only members when the Committee is considering nominations of prospective members of Council	Attended 3 meetings from 3 meetings
Dr Graham Drummond	Two additional members of Council appointed by Council, who are only members when the Committee is considering nominations of prospective members of Council	Attended 2 meetings from 3 meetings

## DISCIPLINE REVIEW PANEL

Name	Position	Meeting Attendance
Prof Sean McElwain/Prof Tony Pettitt	Three QUT staff members nominated by Council, Chair	Attended 3 meetings from 3 meetings
Mr Col McCowan	Three QUT staff members nominated by Council, one of whom must be a member of Council	Attended 3 meetings from 3 meetings
Ms Julianne Paltridge	Three QUT staff members nominated by Council	Attended 3 meetings from 3 meetings
Mr Daniel Doran/Ms Elise Auriac	Two representatives nominated by Student Council	Attended 3 meetings from 3 meetings
Ms Natalie Locke	Two representatives nominated by Student Council	Attended 3 meetings from 3 meetings

## HONORARY DOCTORATES

Name	Position	Meeting Attendance
Major Gen Peter Arnison	Chancellor (ex officio) as Chair	Attended 1 meeting from 1 meeting)
Mr Stephen Keim	Deputy Chancellor (ex officio)	Attended 1 meeting from 1 meeting)
Prof Peter Coaldrake	Vice-Chancellor (ex officio)	Attended 1 meeting from 1 meeting)
Prof Vi McLean	One nominee of University Academic Board	Attended 0 meetings from 1 meeting)

## PLANNING AND RESOURCES COMMITTEE

Name	Position	Meeting Attendance
Dr Doug McTaggart	Chancellor, or Council member nominated by the Chancellor, as Chair	Attended 7 meetings from 7 meetings
Prof Peter Coaldrake	Vice-Chancellor (ex officio)	Attended 6 meetings from 7 meetings
Prof David Gardiner	Deputy Vice-Chancellor (Academic) (ex officio)	Attended 7 meetings from 7 meetings
Mr Chris Townend	Executive Director, Finance and Resource Planning (ex officio)	Attended 7 meetings from 7 meetings
Dr Carol Dickenson	Registrar (ex officio)	Attended 7 meetings from 7 meetings
Prof Kar-Tin Lee	One member of academic staff nominated by and from University Academic Board	Attended 5 meetings from 7 meetings
Prof Michael Lavarch/Prof Martin Betts	One executive dean of faculty nominated by the executive deans of faculty	Attended 3 meetings from 7 meetings
Mr Hugh Nalder	Six Council members nominated by Council	Attended 7 meetings from 7 meetings
Mr Keith Hilless	Six Council members nominated by Council	Attended 4 meetings from 7 meetings
Mr Ross Daniels	Six Council members nominated by Council	Attended 5 meetings from 7 meetings
Major Gen Peter Arnison	Six Council members nominated by Council	Attended 6 meetings from 7 meetings
Ms Denise Redfern	Six Council members nominated by Council, one of whom shall be elected professional staff member	Attended 5 meetings from 7 meetings

## TEACHING AND LEARNING COMMITTEE

Name	Position	Meeting Attendance
Prof David Gardiner	Deputy Vice-Chancellor (Academic) as Chair	Attended 6 meetings from 7 meetings
Prof Tom Cochrane	Deputy Vice-Chancellor (Technology, Information and Learning Support) or nominee	Attended 5 meetings from 7 meetings
Mr Ray Morley	Registrar or nominee	Attended 6 meetings from 7 meetings
Ms Deborah Southwell	Director, Teaching and Learning Support Services (ex officio)	Attended 6 meetings from 7 meetings
Dr Don Field/Prof Stephen Towers	Director, Academic Policy and Programs (ex officio)	Attended 5 meetings from 7 meetings
Prof Rod Wissler	Dean of Graduate Studies (ex officio)	Attended 4 meetings from 7 meetings
Prof Susan Savage	The Chair of each faculty teaching and learning committee (Built Environment and Engineering) (ex officio)	Attended 7 meetings from 7 meetings
Ms Lynette Simpson	The Chair of each faculty teaching and learning committee (Business) (ex officio)	Attended 7 meetings from 7 meetings
Prof Stephen Towers	The Chair of each faculty teaching and learning committee (Creative Industries) (ex officio)	Attended 6 meetings from 7 meetings
Prof Peter Taylor	The Chair of each faculty teaching and learning committee (Education) (ex officio)	Attended 4 meetings from 7 meetings
Ms Robyn Nash	The Chair of each faculty teaching and learning committee (Health) (ex officio)	Attended 7 meetings from 7 meetings
Dr Sylvia Edwards	The Chair of each faculty teaching and learning committee (Information Technology) (ex officio)	Attended 2 meetings from 7 meetings
Ms Melinda Shirley	The Chair of each faculty teaching and learning committee (Law) (ex officio)	Attended 4 meetings from 7 meetings

## TEACHING AND LEARNING COMMITTEE CONT.

Name	Position	Meeting Attendance
Dr Marie Knox	The Chair of each faculty teaching and learning committee (QUT Carseldine) (ex officio)	Attended 6 meetings from 7 meetings
Assoc Prof Bruce Cornish	The Chair of each faculty teaching and learning committee (Science) (ex officio)	Attended 6 meetings from 7 meetings
Mrs Ros McCulloch	Nominee of the Director, Teaching and Learning Support Services	Attended 7 meetings from 7 meetings
Vacant 15/06/05	One member nominated by Teaching and Learning Committee, from persons external to the University or sessional academic staff of the University	
Mr Daniel Doran	One undergraduate student nominated by QUT Student Guild Council	Attended 3 meetings from 7 meetings
Vacant 31/12/06	One postgraduate student nominated by QUT Postgraduate Students Association	

## UNIVERSITY ACADEMIC BOARD

Name	Position	Meeting Attendance
Prof Peter Coaldrake	Vice-Chancellor (ex officio) as Chair	Attended 4 meetings from 6 meetings
Prof David Gardiner	Deputy Vice-Chancellor (Academic) (ex officio)	Attended 6 meetings from 6 meetings
Prof Tom Cochrane	Deputy Vice-Chancellor (Technology, Information and Learning Support) (ex officio)	Attended 6 meetings from 6 meetings
Prof Arun Sharma/Prof Rod Wissler	Deputy Vice-Chancellor (Research and Commercialisation) (ex officio)	Attended 5 meetings from 6 meetings
Prof Vi McLean	Deputy Vice-Chancellor (International and Development) (ex officio)	Attended 6 meetings from 6 meetings
Mr Chris Townend	Executive Director, Finance and Resource Planning (ex officio)	Attended 4 meetings from 6 meetings
Dr Don Field/Prof Stephen Towers	Director, Academic Policy and Programs (ex officio)	Attended 6 meetings from 6 meetings
Dr Carol Dickenson	Registrar (ex officio)	Attended 5 meetings from 6 meetings
Prof Martin Betts	Executive Deans of Faculty (Built Environment and Engineering) (ex officio)	Attended 6 meetings from 6 meetings
Prof Peter Little	Executive Deans of Faculty (Business) (ex officio)	Attended 5 meetings from 6 meetings
Prof Susan Street	Executive Deans of Faculty (Creative Industries) (ex officio)	Attended 5 meetings from 6 meetings
Prof Wendy Patton	Executive Deans of Faculty (Education) (ex officio)	Attended 6 meetings from 6 meetings
Prof Ken Bowman	Executive Deans of Faculty (Health) (ex officio)	Attended 5 meetings from 6 meetings
Prof Simon Kaplan	Executive Deans of Faculty (Information Technology) (ex officio)	Attended 6 meetings from 6 meetings
Prof Michael Lavarch	Executive Deans of Faculty (Law) (ex officio)	Attended 6 meetings from 6 meetings
Prof Margaret Britz	Executive Deans of Faculty (Science) (ex officio)	Attended 6 meetings from 6 meetings
Assoc Prof Jane Williamson	Executive Director, Northern Campuses (ex officio)	Attended 5 meetings from 6 meetings
Prof Rod Wissler	Dean of Graduate Studies (ex officio)	Attended 6 meetings from 6 meetings
Prof Susan Danby	Chancellor or Council member nominated by Chancellor	Attended 5 meetings from 6 meetings
Prof John Gough	One Council member nominated by Council	Attended 5 meetings from 6 meetings

## UNIVERSITY ACADEMIC BOARD CONT.

Name	Position	Meeting Attendance
Dr Sandra Gattenhof	One Academic staff member from each faculty, elected by and from academic staff of each faculty (Creative Industries)	Attended 4 meetings from 6 meetings
Prof Martin Skitmore	One Academic staff member from each faculty, elected by and from academic staff of each faculty (Built Environment and Engineering)	Attended 3 meetings from 6 meetings
Mrs Amisha Mehta	One Academic staff member from each faculty, elected by and from academic staff of each faculty (Business)	Attended 5 meetings from 6 meetings
Prof Kar-Tin Lee	One Academic staff member from each faculty, elected by and from academic staff of each faculty (Education)	Attended 5 meetings from 6 meetings
Dr Robyn Nash	One Academic staff member from each faculty, elected by and from academic staff of each faculty (Health)	Attended 4 meetings from 6 meetings
Mr Michael Roggenkamp	One Academic staff member from each faculty, elected by and from academic staff of each faculty (Information Technology)	Attended 5 meetings from 6 meetings
Dr Mark Lauchs	One Academic staff member from each faculty, elected by and from academic staff of each faculty (Law)	Attended 4 meetings from 6 meetings
Assoc Prof Louise Hafner	One Academic staff member from each faculty, elected by and from academic staff of each faculty (Science)	Attended 4 meetings from 6 meetings
Dr Barbara Bourke	One Academic staff member from each faculty, elected by and from academic staff of each faculty (QUT Carseldine)	Attended 4 meetings from 6 meetings
Dr Erica French	Six members of academic staff elected by and from all academic staff of the University, with no more than two elected from each faculty	Attended 2 meetings from 6 meetings
Mr Alastair MacAdam	Six members of academic staff elected by and from all academic staff of the University, with no more than two elected from each faculty	Attended 5 meetings from 6 meetings
Dr Richard Brown	Six members of academic staff elected by and from all academic staff of the University, with no more than two elected from each faculty	Attended 4 meetings from 6 meetings
Assoc Prof Cushla Kapitzke	Six members of academic staff elected by and from all academic staff of the University, with no more than two elected from each faculty	Attended 5 meetings from 6 meetings
Dr Margaret Lloyd	Six members of academic staff elected by and from all academic staff of the University, with no more than two elected from each faculty	Attended 5 meetings from 6 meetings
Prof Alan Knight	Six members of academic staff elected by and from all academic staff of the University, with no more than two elected from each faculty	Attended 5 meetings from 6 meetings
Mr Ken O'Brien	Two postgraduate students, nominated by QUT Student Guild Council	Attended 4 meetings from 6 meetings
Ms Adegboye Akinbola	Two postgraduate students, nominated by QUT Student Guild Council	Attended 1 meeting from 6 meetings
Mr Jack Bruner	Six undergraduate students, nominated by QUT Student Guild Council	Attended 1 meeting from 6 meetings
Mr Daniel Wighton	Six undergraduate students, nominated by QUT Student Guild Council	Attended 6 meetings from 6 meetings

## UNIVERSITY ACADEMIC BOARD CONT.

Name	Position	Meeting Attendance
Ms Elise Auriac	Six undergraduate students, nominated by QUT Student Guild Council	Attended 4 meetings from 6 meetings
Ms Natalie Locke	Six undergraduate students, nominated by QUT Student Guild Council	Attended 6 meetings from 6 meetings
Mr Michael Rice	Six undergraduate students, nominated by QUT Student Guild Council	Attended 3 meetings from 6 meetings
Mr Daniel Doran	Six undergraduate students, nominated by QUT Student Guild Council	Attended 6 meetings from 6 meetings

## UNIVERSITY RESEARCH AND INNOVATION COMMITTEE

Name	Position	Meeting Attendance
Prof Arun Sharma	Deputy Vice-Chancellor (Research and Commercialisation) (ex officio) as Chair	Attended 5 meetings from 6 meetings
Prof David Gardiner	Deputy Vice-Chancellor (Academic) (ex officio)	Attended 4 meetings from 6 meetings
Prof Rod Wissler	Dean of Graduate Studies (ex officio)	Attended 5 meetings from 6 meetings
Mr Michael McArdle	Manager, Office of Research (ex officio)	Attended 6 meetings from 6 meetings
Dr Terry Cutler	One nominee of Council with research or development experience outside of the University	Attended 0 meetings from 6 meetings
Assoc Prof Louise Hafner	One nominee of the University Academic Board from the elected staff members of the board with a record of excellence in research	Attended 5 meetings from 6 meetings
Prof Carmel Diezmann	Four nominees of the Deputy Vice-Chancellor (Research and Commercialisation) from senior staff members with a record of excellence in research and/or commercialisation, taking into account discipline balance and equity considerations	Attended 4 meetings from 6 meetings
Prof Kerry Brown	Four nominees of the Deputy Vice-Chancellor (Research and Commercialisation) from senior staff members with a record of excellence in research and/or commercialisation, taking into account discipline balance and equity considerations	Attended 4 meetings from 6 meetings
Prof Simon Kaplan	Four nominees of the Deputy Vice-Chancellor (Research and Commercialisation) from senior staff members with a record of excellence in research and/or commercialisation, taking into account discipline balance and equity considerations	Attended 1 meeting from 6 meetings
Prof Greg Hearn	Four nominees of the Deputy Vice-Chancellor (Research and Commercialisation) from senior staff members with a record of excellence in research and/or commercialisation, taking into account discipline balance and equity considerations	Attended 4 meetings from 6 meetings
Assoc Prof Belinda Carpenter/Dr Sara Davies	One nominee of the Deputy Vice-Chancellor (Research and Commercialisation) from early career researchers with an emerging record of excellence in research, taking into account discipline balance and equity considerations	Attended 4 meetings from 6 meetings
Prof Tom Cochrane	One nominee of the Deputy Vice-Chancellor (Research and Commercialisation) with expertise in information technology and libraries able to contribute to strategic thinking and policy development for research within the University	Attended 4 meetings from 6 meetings

## UNIVERSITY RESEARCH AND INNOVATION COMMITTEE CONT.

Name	Position	Meeting Attendance
Prof Ross Young	One nominee of the Deputy Vice-Chancellor (Research and Commercialisation) from QUT Institute	Attended 3 meetings from 6 meetings
Vacant 27/10/2006	One nominee of the Deputy Vice-Chancellor (Research and Commercialisation) with expertise in international research management	
Prof Ken Bowman	One executive dean of faculty nominated by Vice-Chancellor's Advisory Committee	Attended 6 meetings from 6 meetings
Prof John Bell	Two Faculty Assistant Deans (Research) nominated by University Research and Innovation Committee	Attended 4 meetings from 6 meetings
Prof Martin Sillence	Two Faculty Assistant Deans (Research) nominated by University Research and Innovation Committee	Attended 3 meetings from 6 meetings
Dr Patrick Silvey	Two nominees of the Vice-Chancellor from outside the University with significant experience in development and commercialisation	Attended 4 meetings from 6 meetings
Vacant 27/10/2005	Two nominees of the Vice-Chancellor from outside the University with significant experience in commercialisation	

## RESEARCH DEGREES

Name	Position	Meeting Attendance
Prof Rod Wissler	Dean of Graduate Studies (ex officio) as Chair	Attended 9 meetings from 12 meetings
Ms Susan Gasson	Research Student Centre Coordinator (ex officio)	Attended 12 meetings from 12 meetings
Prof Bill Duncan	Four associate professors/professors nominated by the Deputy Vice-Chancellor (Research and Commercialisation), where membership is constituted with due regard for breadth of disciplinary representation	Attended 10 meetings from 12 meetings
Assoc Prof Shlomo Geva	Four associate professors/professors nominated by the Deputy Vice-Chancellor (Research and Commercialisation), where membership is constituted with due regard for breadth of disciplinary representation	Attended 9 meetings from 12 meetings
Vacant 18/12/2007	Four associate professors/professors nominated by the Deputy Vice-Chancellor (Research and Commercialisation), where membership is constituted with due regard for breadth of disciplinary representation	
Prof Susan Danby	Four associate professors/professors nominated by the Deputy Vice-Chancellor (Research and Commercialisation), where membership is constituted with due regard for breadth of disciplinary representation	Attended 7 meetings from 12 meetings
Vacant 18/12/2007	Five members with experience as supervisors of higher degree research students nominated by University Research and Innovation Committee, where membership is constituted with due regard for breadth of disciplinary representation	

## RESEARCH DEGREES CONT.

Name	Position	Meeting Attendance
Prof Mahen Mahendran	Five members with experience as supervisors of higher degree research students nominated by University Research and Innovation Committee, where membership is constituted with due regard for breadth of disciplinary representation	Attended 9 meetings from 12 meetings
Prof Per Davidsson/Prof Kerry Brown	Five members with experience as supervisors of higher degree research students nominated by University Research and Innovation Committee, where membership is constituted with due regard for breadth of disciplinary representation	Attended 8 meetings from 12 meetings
Prof Mary Courtney	Five members with experience as supervisors of higher degree research students nominated by University Research and Innovation Committee, where membership is constituted with due regard for breadth of disciplinary representation	Attended 11 meetings from 12 meetings
Assoc Prof Terry Flew	Five members with experience as supervisors of higher degree research students nominated by University Research and Innovation Committee, where membership is constituted with due regard for breadth of disciplinary representation	Attended 11 meetings from 12 meetings
Mr Matthew Ball	One postgraduate student nominated by QUT Postgraduate Students Association	Attended 10 meetings from 12 meetings





**BRISBANE CBD CAMPUSES**

**Gardens Point**

Central Administration  
2 George Street  
GPO Box 2434  
Brisbane Qld 4001  
Australia  
Phone +61 7 3138 2111

**Kelvin Grove**

Victoria Park Road  
Kelvin Grove Qld 4059  
Phone +61 7 3138 2111

**NORTHERN CAMPUSES**

**Carseldine**

Beams Road  
Carseldine Qld 4034  
Phone +61 7 3138 2111

**Caboolture**

Tallon Street  
Caboolture Qld 4510  
Phone +61 7 5433 7400

**Website** [qut.com](http://qut.com)

ISSN 0819-209X  
ABN 83 791 724 622

CRICOS No. 00213J



**Queensland University of Technology**  
Brisbane Australia