

annual report



QUEENSLAND UNIVERSITY OF TECHNOLOGY **2010**



a university for the **real** world[®]

CONTENTS

REPORT OF THE QUT COUNCIL FOR 2010	2
INTRODUCTION FROM THE VICE-CHANCELLOR	3
QUT'S VISION AND VALUES	4
COUNCIL MEMBERSHIP AND ATTENDANCE IN 2010	5
GOVERNANCE	6
KEY PERFORMANCE INDICATORS	12
HOW WE ARE ORGANISED	14
LEARNING AND TEACHING PLAN	16
RESEARCH AND INNOVATION PLAN	20
PEOPLE AND CULTURE PLAN	24
FINANCE AND INFRASTRUCTURE PLAN	30
INTERNATIONAL STRATEGY	32
INFORMATION TECHNOLOGY STRATEGY	36
FUNCTIONS AND POWERS OF THE UNIVERSITY	40
SUMMARY OF FINANCIAL PERFORMANCE	42
QUT AND CONTROLLED ENTITIES—FINANCIAL STATEMENTS FOR THE YEAR ENDED 31 DECEMBER 2010	
Income statement	44
Statement of comprehensive income	45
Statement of financial position	46
Statement of changes in equity	47
Statement of cashflows	48
Notes to the financial statements	49
CONTROLLED ENTITIES—FUNCTIONS AND REPORTING ARRANGEMENTS	105
INTERNATIONAL TRAVEL REPORT	106
CONSULTANCY EXPENDITURE	179
CORPORATE INFORMATION SYSTEMS	179
COUNCIL COMMITTEES MEMBERSHIP AND ATTENDANCE IN 2010	180

Queensland University
of Technology

Administration
2 George Street
GPO Box 2334
Brisbane Qld 4001
Australia

Phone +61 7 3138 2000
Website qut.edu.au

Published by
QUT Marketing and
Communication

Design and production by
QUT Visual Communication
Services

The complete QUT 2010 Annual
Report, and its component
sections, can be downloaded for
printing from [www.qut.edu.au/
about/university/annrep.jsp](http://www.qut.edu.au/about/university/annrep.jsp)

ISSN 0819-209X

REPORT OF THE QUT COUNCIL FOR 2010



Major General Peter Arnison

I have great pleasure in presenting this report for the year ending December 31, 2010 to the Hon Cameron Dick MP, Minister for Education, and Industrial Relations, as required by the *Financial Accountability Act 2009*, the *Financial and Performance Management Standard 2009* and the *Annual Report Requirements for Queensland Government Agencies*.

The report also addresses the requirements of the Australian Government's Financial Statement Guidelines for Australian Higher Education Providers for the 2010 Reporting Period. A checklist outlining the annual reporting requirements can be accessed at www.qut.edu.au/about/university/annrep.jsp.

In 2010, QUT performed well in a strengthening market across a wide range of courses. International student enrolment growth continued, but was slowed by sectoral and economic conditions.

QUT's focus on quality teaching and innovation was acknowledged by wide-ranging success again in national teaching awards and grants. Supporting this success were strategic investments in teaching and research staff, through the appointment of further key professorial staff and the recruitment and development of a growing cohort of early- to mid-career academics.

Initiatives to create challenging and collaborative environments for students to prosper through social learning were boosted by an extensive renovation program of libraries, student spaces and laboratories. The launch of a major new administrative and academic management system, and its integration into an increasingly complex systems environment in late 2010, provided students with a technologically advanced platform for enhanced online services.

Solid performance in the major national competitive grant rounds, where QUT dominated the fields of education and creative industries, helped the University build upon its reputation as a selectively intensive research university.

Developing research in science, technology, engineering and mathematics (STEM) fields became a priority in 2010, with plans announced to establish a major themed institute in the new \$230 million Science and Technology Precinct, which is being developed at QUT's Gardens Point campus and due to open in 2012.

These notable ambitions and achievements were underpinned by the University's strong financial performance and a commitment to best practice in governance and management, for which I acknowledge the contribution of QUT Council members. With diligence and openness, Council has worked with the Vice-Chancellor and University staff to further QUT's outstanding higher education and research agenda, and I thank Council members for their efforts.

I commend this report to all our partners and stakeholders, including staff, students, alumni, donors, the professions, the business community, government, the media, and colleagues in the education and research sectors.

A handwritten signature in black ink that reads "Peter Arnison". The signature is written in a cursive, flowing style.

Major General (Ret'd) Peter Arnison AC, CVO
Chancellor

INTRODUCTION

FROM THE VICE-CHANCELLOR



Professor Peter Coaldrake Vice-Chancellor

Over the course of 2010, the aftermath of the global financial crisis was felt both positively and negatively by universities, with increased demand for undergraduate education in the first part of 2010 but lower than expected postgraduate demand, subdued investment returns and slowing of international student demand. During the year, the international student situation deteriorated further as a result of a rising Australian dollar, continued wide reporting of attacks on Indian students, and abrupt and significant changes to Australian policy on skilled migration and the issuing of visas.

The Federal Government continued to work on the implementation of its reforms to the higher education sector, a task not advanced by the intervention of a Federal election. Throughout the year, universities individually and collectively worked to inform and respond to the process of policy development while preparing for the transition to a new environment which promised greater deregulation of student numbers alongside new expectations of performance and accountability.

This period of change and transition was an opportune one for the University to review and renew its strategic directions in the form of the third *QUT Blueprint*. The path mapped out by *Blueprint 3* extends and refines the trajectory on which QUT has embarked since 2004, and on which significant progress was made during 2010.

A key feature of this path is the renewal of the underlying capacity of the University to prepare for a more competitive and challenging future and to provide the staff, resources and facilities needed to lift academic quality, responsiveness and performance. This process of renewal is evident in a number of significant developments during 2010, notably the commencement of the Science and Technology Precinct and Community Hub on our Gardens Point campus, the implementation of a major new Student and Academic Management System, and in the ongoing regeneration of the academic workforce at various levels.

With uncertain prospects for economic recovery, continuing evolution of Federal Government policy, and ongoing difficulties in international student markets, it is essential that QUT is able to deploy resources to the best effect, and so close attention was paid during the year to the systems, processes, finances and people needed to support our academic endeavours.

While the institution prepared itself for the future, people across the board continued their excellent work. In addition to QUT's dominance in national awards for teaching, major advances were achieved in research activity, including a record number of competitively awarded fellowships for QUT researchers. Dr Clinton Fookes, from the School of Engineering Systems, was awarded the People's Choice Award in this year's prestigious science awards, the Australian Museum Eureka Prizes, for his work on biometrics and computer vision. Particular congratulations must also go to James Tilbury, the 2011 Queensland Rhodes Scholar, who will take up study in climate change and development at Oxford University in 2011. These achievements are merely the tip of an iceberg, with the University contributing in a myriad of ways to the development of students, the advancement of knowledge and to the benefit of the community.

In a volatile and uncertain climate, QUT remains in a strong, stable and strategically focused position. Our strength, as always, rests on the commitment and performance of the students, staff and alumni of the University and the positive leadership and governance provided by QUT Council.

A handwritten signature in black ink, appearing to read 'Peter Coaldrake', written in a cursive style.

Professor Peter Coaldrake
Vice-Chancellor

QUT'S VISION AND VALUES

The *QUT Blueprint* is the University's institutional strategic plan. It stands at the centre of a planning process that is underpinned by the *QUT Quality Framework* and based on a continuous cycle of Plan/Implement/Review/Improve. The *QUT Blueprint*, initially revised in 2008 to reflect changes in the higher education environment, specifies QUT's vision and values.

QUT undertook a process to renew the *QUT Blueprint* in 2010. This process resulted in the new *Blueprint 3* and a revised planning framework for the University through to 2016.

QUT is a leading Australian university which aims to serve the community and strengthen its distinctive national and international reputation by combining academic strength with practical engagement with the world of the professions, industry, government, and the broader community.

In line with this aim, QUT's overall vision for the future is:

- to provide outstanding learning environments and programs that lead to excellent outcomes for graduates, enabling them to work in and guide a diverse and complex world characterised by increasing change
- to undertake high-impact research and development in selected areas, at the highest international standards, reinforcing our applied emphasis and securing significant commercial and practical benefits for the community and for our partners
- to strengthen and extend our strategic partnerships with professional and broader communities to reflect both our academic ambitions and our civic responsibility.

QUT is a richly diverse and multicultural university, teaching Australians from both Indigenous and non-Indigenous backgrounds and international students from well over 100 countries. This Blueprint acknowledges that both staff and students will achieve their greatest potential in an environment which is intellectually invigorating, open and egalitarian, which engages students, staff and alumni and engenders a sense of belonging.

The QUT experience is characterised by a spirit of innovation, a sense of ownership and pride in the University.

QUT values:

- scholarship, learning and achievement in all student and staff endeavours
- engagement with and responsiveness to our diverse internal and external communities
- social justice and equal opportunity in education, employment and research, and a particular emphasis on strategies which enable Indigenous Australians to achieve excellent educational outcomes

- a safe, supportive and healthy working environment which supports work/life balance
- honesty, integrity and ethical behaviour and practices
- a spirit of experimentation, innovation, entrepreneurialism and responsive and reliable client service.

QUT has been guided by a Reconciliation Statement adopted in 2001 and an Indigenous Education Strategy to make explicit our commitment to improving educational outcomes for Indigenous Australians and addressing Indigenous issues in teaching and research. This Blueprint reaffirms these commitments and renews our strategies for making progress towards them.

Flowing from the *QUT Blueprint* are QUT's top-level plans for:

- Learning and Teaching
- Research and Innovation
- People and Culture
- Finance and Infrastructure.

The Blueprint includes **key performance indicators** for each of the top-level plans. As part of the planning process the University has also adopted an International Strategy and an Information Technology Strategy; a Space Management Strategy provides strategic direction for the planning and deployment of space.

The following pages offer detailed summaries of achievements against the objectives and key performance indicators in each of the four top-level plans.

COUNCIL MEMBERSHIP AND ATTENDANCE IN 2010

CHANCELLOR (CHAIR)

Major General P (Peter) Arnison (attended 6 meetings from 6 meetings)

AC, CVO (Retd), BEc DLaws *Qld*, DUniv *QUT*, DUniv *Griff*, DLetters *S Qld*, DUniv *S.Cross*, FAICD

VICE-CHANCELLOR

Professor O P (Peter) Coaldrake AO (6/6 one via skype)

BA(Hons) *James Cook*, PhD *Griff*, FAIM, FRIPAA

CHAIR OF UNIVERSITY ACADEMIC BOARD

Professor K (Ken) Bowman (6/6)

AM, MScOptom *Melb.*, LOsc, FAAO

NOMINEES OF THE GOVERNOR IN COUNCIL

Ms H (Helen) Gluer (6/6)

BComm *Qld*, MBA *S Qld* CPA

Chief Executive Officer, Tarong Energy

Mr N (Nathan) Jarro (3/6)

LLB/BBus (Accy) *QUT*

Barrister

Mr S (Stephen) Keim (2/3) **Resigned 30 June 2010**

BA LLB(Hons) *Qld*

Barrister, Higgins Chambers

Professor A (Anne) Kelso (5/6)

BSc (Hons), PhD *Melb*

Director, WHO Collaborating Centre for Reference and Research on Influenza

Mr H (Hugh) Nalder (6/6) **Deputy Chancellor**

B Bus (Acc) *QUT*, MICA, MASCPA, MAIMM

Consultant

Dr L (Lee-Anne) Perry (6/6)

BEd(Hons) *Med Syd*, DipCL *BIf*, DEd *QUT*

Principal, All Hallows' School

Mr J (John) Puttick (5/6)

DUniv *QUT*, FAICD, FAIM

Chairman, GBST Holdings Limited

Ms R (Rosemary) Vilgan (6/6)

BBus *QUT*, DipSupMgt *Macq*, FASFA, FAICD

Chief Executive Officer, QSuper and Government Superannuation Officer

NOMINEES OF COUNCIL

Mr D (David) Fishel (4/4)

BA(Hons) *Liv*, MA *Newc*, MLitt *Oxf*

Director, Positive Solutions

Professor M (Mark) Wainwright (5/6)

AM, MAppSc *Adel*, PhD *McM*, DSc *UniSA*, FTSE, FIEAust,

FICHEM, FRACI

ELECTED PROFESSIONAL STAFF MEMBERS

Mrs S (Stella) Eastman (4/6)

BBus(InternatBus) *QUT*

Creative Industries Faculty

Ms W (Wendy) Harper (5/6)

Associate Director, Teaching and Learning Support Services, Division of Technology, Information and Learning Support.

ELECTED ACADEMIC STAFF MEMBERS

Professor J (Judith) Clements (4/6)

BAppSc MAppSci *RMIT*, PhD *Monash*

Professor, Faculty of Science and Technology

Mr R (Ross) Daniels (5/6)

BA(SocWk) BA(Econs) MSPD *Qld*

Lecturer, Faculty of Health

Professor R (Rodney) Wolff (4/6)

BSc(Hons) *Qld*, DPhil *Oxon*, CStat *RSS*

Professor, Faculty of Science and Technology

ELECTED STUDENT MEMBERS

Mr J (Joshua) Duffy (5/5) **Term ended 20 November 2010**

Ms C (Cadie) Fitzgerald (1/5) **Term ended 20 November 2010**

Ms K (Kat) Henderson (1/1)

Mr J (Jake) Phillpot (1/1)

ELECTED ALUMNI MEMBERS

Dr T (Tim) Baker (4/5)

BA *Qld*, BEd EdD *QUT* FAHRI FAIPF

Managing Director, WINNERS AT WORK

Mr B (Brett) Hooker **Resigned 18 February 2010**

BBus(Comp) *QUT*

Managing Director, Roarz Computing

Ms M (Marisa) Vecchio (3/6)

BA *Qld*, MBA *QUT*

Managing Director, B-Bling

SECRETARY

Dr C A (Carol) Dickenson (6/6)

BBus *Q/T*, PhD *Qld*

University Registrar and Secretary to Council

GOVERNANCE

The University values good corporate governance and seeks to adopt best practice where possible. The following report is structured under headings consistent with the *ASX Corporate Governance Principles and Recommendations* (Second Edition August 2007).

MANAGEMENT AND OVERSIGHT

QUT governance overview

The University is established under the *Queensland University of Technology Act 1998* and operates within a comprehensive framework of legislative and regulatory requirements mandated at the State and Commonwealth levels. Its governing body is the QUT Council and its chief executive officer is the Vice-Chancellor.

As an institute of higher education and a public entity, QUT is committed to conducting its activities consistent with best governance practice, including its responsibility to make a positive contribution to the community through its activities. The University manages its governance obligations by fostering a culture of good governance, demonstrated by an actively engaged Council, supported by committed officers and a comprehensive suite of policies and procedures, including the QUT Governance Framework and the Council Charter.

Roles and responsibilities of QUT Council and the Vice-Chancellor

Under the *Queensland University of Technology Act 1998*, Council is given the responsibility to appoint the University's staff and to manage and control the University's affairs, property and finances. The functions and powers of the University are set out in full in this report, including functions and reporting arrangements for related (controlled) entities. Council may delegate its functions to Council members, University staff or committees, excluding the making of statutes and rules, adopting the University's annual budget, and the approval of the spending of specified funds.

The *QUT Act* appoints the Vice-Chancellor as chief executive officer of the University and allows for the delegation of any of his responsibilities to a member of the University's staff. The authorities of Council and the Vice-Chancellor, and their nominated delegations, are comprehensively detailed in the University's *Schedule of Authorities and Delegations*. The Schedule is reviewed on an annual basis and is publicly available on the QUT website.

Roles and responsibilities of Council members and senior management

On appointment, members of Council are provided with resources and an orientation program which includes information on the powers and role of Council and its relationship to the Vice-Chancellor, and introduces members to the University's governance framework.

The duties of senior management positions are articulated through formal position descriptions. Senior staff are also required to prepare an annual performance agreement which details their responsibilities and the University's expectations of their performance.

ADDING VALUE THROUGH QUT COUNCIL

Structure of QUT Council

QUT Council has up to 22 members and is constituted in accordance with the *Queensland University of Technology Act 1998*. Members are predominantly appointed by the Governor in Council or elected by staff, students and QUT Alumni, with a small number of official and additional members. Council's term is for four years from 21 November 2008, with the exception of student members who serve a two-year term.

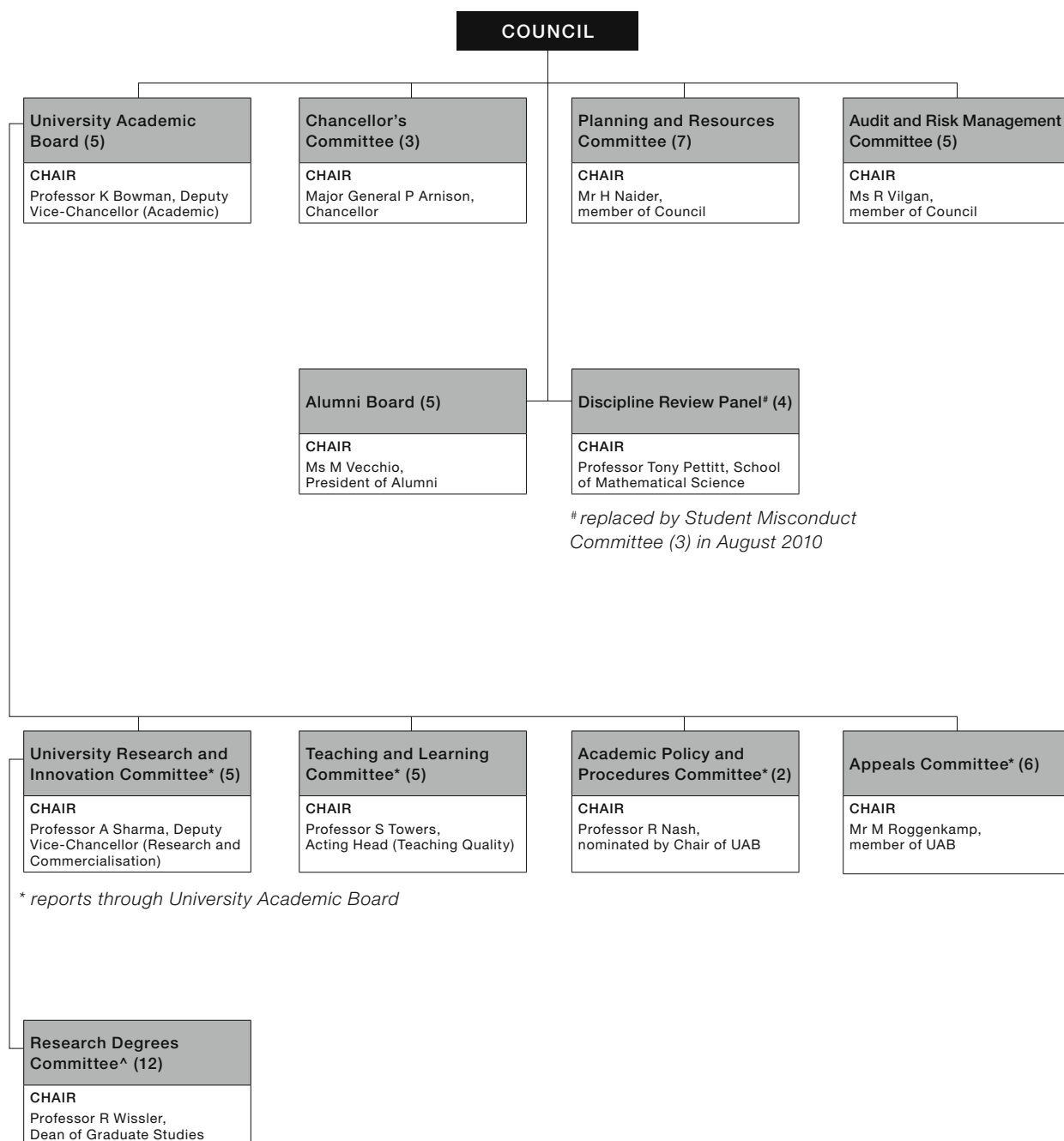
Council business in 2010

In 2010, Council met six times for ordinary meetings, and also held a one-day workshop in February, focusing on governance, strategic opportunities and challenges.

During 2010 Council considered the following items which were critical in assisting it to carry out its role:

- Approval of 2011–2013 Consolidated Budget and 2011–2015 Asset Management Plan
- Corporate Performance Reports (February, July, August and December)
- Approval of a revised University's strategic plan – *QUT Blueprint 3*
- Investment and Borrowings strategy and policies
- Reports from QUT Enterprise Holdings Pty Ltd (QEH)
- Student and Academic Management System (SAMS) status and implementation reports
- Strategic reports on Teaching and Learning and Research and Commercialisation
- Science and Technology Precinct and Community Hub status reports
- Transfer of control of Carseldine campus from QUT to the Queensland State Government
- Corporate review reports on faculties of Health, Built Environment and Engineering, and Law.
- Reports and relevant policy items from Council sub-committees.

COUNCIL COMMITTEES AND COMMITTEE CHAIRS (NUMBER OF MEETINGS IN 2010)



Evaluation and professional development of Council

Council has a framework for evaluation and professional development as specified in the Council Charter. During 2010 the following relevant activities were undertaken:

- conduct of orientation/induction activities for new members
- discussion in February of the results from the 2009 Evaluation survey of Council performance
- Council members were invited to relevant activities and provided with the opportunity to undertake individual professional development, which included four members attending the fifth Annual University Governance Regulations Forum in Melbourne in October.

Other aspects of the University which provide critical support to Council in its pursuit of good governance as articulated in the Governance Framework are outlined below.

Council committees

Council has established a number of committees, detailed below, to assist in overseeing the various activities of the University.

In addition, each faculty has an academic board, chaired by the executive dean, reporting to the University Academic Board. Faculty academic boards have other standing and advisory committees.

ETHICAL AND RESPONSIBLE DECISION MAKING

Corporate values

QUT values:

- a service orientation which is client focused, reliable and responsive to the needs of both the University and relevant external communities
- scholarship, learning and achievement in all student and staff endeavours
- engagement with and responsiveness to its diverse internal and external communities
- social justice and equal opportunity in education and employment
- a safe, supportive and healthy working environment which supports work/life balance
- honesty, integrity and ethical behaviour and practices
- a spirit of experimentation, innovation, entrepreneurialism and client service.

Ethical conduct and social responsibility

The *QUT Governance Framework* clarifies how the structures, policies and practices of the University are integrated, and details the respective roles of Council and management, which are essential for the effective discharge of responsibilities. The Governance Framework also expresses QUT's recognition of its obligation to act in a socially responsible manner.

The *QUT Code of Conduct* applies to all employees of the University and to other 'officers' such as external committee members, adjunct and visiting academics, and volunteers acting on behalf of QUT, and outlines the ethical obligations of all staff and the promotion of an efficiently managed environment, ensuring that University resources are used economically and efficiently.

The *Council Procedure 1 – Committees* applies to members of Council and University committees. The procedure describes the University's expectations of individual members and assists them to discharge their responsibilities in an ethical and responsible manner.

The *QUT Code of Conduct for Research* sets out the obligations on all University researchers, staff and students to comply with the ethical framework governing research at the University and other relevant institutional and regulatory requirements. The University Animal Ethics Committee, established in accordance with relevant state legislation and national protocols, reviews all teaching and research activities involving animals. The University Human Research Ethics Committee, established in accordance with relevant national protocols, reviews all research involving humans. The University's Biosafety Committee ensures relevant activity complies with the requirements of the National Gene Technology Regulator.

As part of the Australian Technology Network (ATN), the University signed an *ATN Declaration of Commitment to Local, National and Global Sustainability*, to make sustainability a focus in teaching and learning, research, operations, infrastructure, service and outreach to local, regional and global communities, and is on track to reduce its energy use (in GJ/m²GFA) by more than 18 per cent by the end of 2010 (against its peak energy demand in 2005). This translates to a dollar saving of around \$900 000 per annum and a carbon emissions reduction of 9600 tonnes per annum.

The University recognises that the interests of public office and personal or other interests may come into conflict, and has developed procedures to assist staff in recognising and declaring such conflicts of interest. The *Register of disclosed interests* includes declarations of interests from members on all University-level committees and declarations from all staff on University-level matters. The University also has specific policies on conflicts of interest related to research activities and gifts.

The University is committed to maintaining an organisational culture in which effective corruption and fraud prevention is an integral part of all University activities. To this end, QUT's Corruption and Fraud Control Plan continued to be implemented to reinforce a culture of high ethical standards and accountability in learning and teaching, research and community-related activities.

Two public interest disclosures were received and investigated under the *Whistleblowers Protection Act 1994** in 2010.

Compliance Program

The University's Compliance Program takes an educative approach to developing and enhancing a positive compliance culture. The key elements of the program include a register of obligations, an annual compliance reporting process, including risk assessment, and an active communication strategy incorporating targeted education and training activities. In 2010, a *Register of Licenses* was established and published, to ensure that a record of all current licenses and registrations held by the University is available and up to date at all times.

QUT Planning and Quality Frameworks

In 2010, QUT continued the renewal of its institutional plan (the *QUT Blueprint*), culminating in the approval of a new Blueprint and changes to the associated planning framework. This has resulted in the removal of one layer and streamlining of the University's planning hierarchy, and plans which more clearly respond to Commonwealth government priorities and emerging strategic opportunities. Included in the Blueprint is a reduced number of key performance indicators for QUT, which will be monitored and reported from 2011. Planning and Resources Committee and QUT Council continued to monitor the University's existing key performance indicators on a quarterly basis during 2010.

Preparation for the October 2011 quality audit by the Australian Universities Quality Agency (AUQA) has been a focus of quality activities during 2010. The two themes for the audit (building research capacity, international activities) were agreed with AUQA during the year. A project team and two working groups have been established, and a wide range of quality information has been assembled for preparation of QUT's Performance Portfolio.

The Quality Steering Group, chaired by the Deputy Vice-Chancellor (Academic), met five times during 2010 and has taken on the responsibility for oversight of QUT's AUQA preparation.

The QUT Quality Framework was revised and changes to the policy were approved by QUT Council in 2010.

Corporate reviews of the faculties of Health, Built Environment and Engineering, and Law were conducted in 2010. The Review of the Faculty of Law aimed to not only satisfy the corporate review process at QUT but also to consider the Law School's ability to meet the accreditation requirements of the *Council of Australian Law Deans (CALD) Standards for Australian Law Schools*. The review panels were chaired by external

members of QUT Council and included distinguished academic and professional members from outside the University. Panels consulted with a wide range of people from the QUT community as well as external stakeholders. The review panels produced reports containing a range of recommendations, commendations and affirmations, which reflected institutional priorities and will assist faculties to develop their future strategic direction congruent with national and international trends. Implementation plans in response to the review reports were prepared by the respective faculties during 2010.

A Data Quality Project, conducted in 2010, produced a report containing key recommendations to improve the fitness-for-purpose and general quality of QUT's information, data and associated systems. Major implementations will be a focus through 2011.

Manual of Policies and Procedures

All University-level policies are contained in the *Manual of Policies and Procedures* (MOPP), an online policy framework which is accessible to all staff and students. The MOPP also contains the University's statutes, rules, Council procedures and the *Schedule of Authorities and Delegations* which comprehensively details the authorities of Council and the Vice-Chancellor and their delegations. All policies are reviewed on a regular basis by responsible officers.

Recordkeeping

QUT's corporate records are held in a centralised electronic recordkeeping and management system, TRIM, which meets the requirements of the *Public Records Act 2002*.

INTEGRITY IN FINANCIAL REPORTING AND TIMELY AND BALANCED DISCLOSURE

Audit and Risk Management Committee

Audit and Risk Management Committee advises both Council and the Vice-Chancellor, as accountable officer, on the performance or discharge of functions and duties under the *Financial Accountability Act 2009*, *Financial Accountability Regulation 2009*, *Financial and Performance Management Standard 2009* and the University's Assurance and Risk Management Services Charter. Audit and Risk Management Committee's main functions are to:

- assess and contribute to the audit process including evaluation and facilitation of the internal audit function
- oversee and approve financial and operational reporting
- review business risk as reported, including compliance, corruption and fraud.

* Effective 1 January 2011, the *Whistleblowers Protection Act 1994* has been repealed and replaced by the *Public Interest Disclosure Act 2010*.

Membership

EXTERNAL MEMBER WITH PROFESSIONAL ACCOUNTING, FINANCIAL OR AUDITING EXPERTISE NOMINATED FROM OR BY COUNCIL (NOMINATED AS CHAIR BY CHANCELLOR)

Ms R Vilgan (attended 5 of 5 meetings)
BBus QUT, DipSupMgt Macq, FASFA, FAICD
Chief Executive Officer, QSuper and Government
Superannuation Officer

CHANCELLOR

Major General P Arnison (5/5)
AC, CVO (Retd), BEc Qld, DUniv QUT, DUniv Griff, DLetters S Qld,
DLaws Qld, FAICD, ASIA

EXTERNAL MEMBER WITH PROFESSIONAL ACCOUNTING, FINANCIAL OR AUDITING EXPERTISE NOMINATED FROM OR BY COUNCIL

Ms H Gluer (2/5)
BComm Qld, MBA S Qld CPA
Chief Executive Officer, Tarong Power

EXTERNAL MEMBER WITH PROFESSIONAL ACCOUNTING, FINANCIAL OR AUDITING EXPERTISE NOMINATED FROM OR BY COUNCIL

Ms M (Marisa) Vecchio (5/5)
BA Qld, MBA QUT
Managing Director, B-Bling

The Vice-Chancellor, the Executive Director of Finance and Resource Planning, and the Director of Assurance and Risk Management Services have rights of audience and debate but are not members of the Committee.

Relationship with Queensland Audit Office (QAO)

Staff from the University's Financial Services and Assurance and Risk Management Services worked closely with WHK Horwath (auditors appointed by QAO) during the year to facilitate the University's annual audit. Staff from WHK Horwath also attended two meetings of Audit and Risk Management Committee in 2010 and were given the opportunity to meet with the Committee without the presence of management.

Assurance and Risk Management Services

Assurance and Risk Management Services resides within Chancellery reporting to the Vice-Chancellor for administrative purpose and is functionally responsible to the Audit and Risk Management Committee of Council. The Assurance and Risk Management Services Charter which is in line with relevant audit and ethical standards, is the principal instrument establishing the role, scope, authority and the responsibility of the assurance and risk functions.

The primary purpose of Assurance and Risk Management Services is to add value to the University's operations and assist the University to achieve its corporate goals by providing independent analysis, appraisals, recommendations, counsel and information on the University's systems of internal control, effectiveness of risk management and the quality of performance. This is achieved by examining and evaluating the adequacy,

effectiveness and efficiency of risk management, systems of internal control and the quality of management in an independent and professional manner.

The audit approach in 2010 involved:

- adopting a 'total audit approach' incorporating a blend of compliance, operational, quality strategic and information technology audits and reviews to achieve a two-fold impact of internal controls enhancement and business process improvements
- supporting management through proactive preventative auditing rather than 'after-the-event' detective auditing
- a risk-based and client-focused audit methodology
- providing management advice on an effective and efficient internal control framework
- assisting management in responding to emerging issues and the changing environment.

The Annual Assurance and Risk Management Plan for 2010 which was broadly aligned to the Strategic Plan, was achieved after the approved additions and deferrals.

Financial management and accountability

QUT has a number of policies relating to financial management and accountability, including specific policies on balance sheet management and expenditure. The University also has a Financial Management Practice and Procedures Manual and a Business Case Framework for the support of significant projects or proposals. The University's financial statements are made publicly available through the *QUT Annual Report*, which is published on the QUT website.

RESPECTING THE RIGHTS OF THE COMMUNITY

As a public institution QUT aims to provide as much information as is practicable to the general community on its functions and activities. QUT complies with provisions of the *Queensland Government's 2009 Right to Information Act* and the *Information Privacy Act 2009* and assists the community in this regard by making the University's policies and procedures publicly available through the QUT website, together with the University's organisational structure and staffing.

Public access is also provided via the QUT website to University committee agendas and minutes, with the exception of those committee activities which are considered to be confidential, private, or of legal or commercial sensitivity.

QUT's committee structure creates numerous opportunities for community involvement in the University's functioning and policy direction. The University's governing body, QUT Council, includes members of the general community, graduates, staff and students.

Council is assisted and advised in performing its functions by advisory and management committees which include

representatives from Council, members of commerce, industry, government and the professions, QUT staff and students, and academics from other higher education institutions.

Community involvement is also provided through QUT Alumni, a forum of QUT graduates, academic staff, past and present Council members and other qualified persons.

RECOGNISING AND MANAGING RISK

QUT is committed to establishing an organisational philosophy and culture that ensures effective business risk management is an integral part of all University activities and a core management capability. Risk management allows the University to take advantage of opportunities to improve its outcomes and outputs by ensuring that any risk taken is based on informed decision making and on realistic analysis of possible outcomes.

QUT is also committed to business continuity management as an integral component of risk management, to ensure continuity of key business processes which are essential for or contribute to QUT's goals.

The Council through the Audit and Risk Management Committee is responsible for ensuring there are adequate policies and procedures in relation to risk management, compliance and internal control systems. The Vice-Chancellor and the executive management team are responsible for the implementation of these policies and managers at all levels are accountable for risk management. Assurance and Risk Management Services is responsible for coordination of risk management activities among the governance areas through a Risk Advisory Group, to ensure a common and consistent approach to management of risks and reporting thereon is adopted within the University.

The University's Risk Management Framework provides detailed guidelines on application of the risk management process, the roles and responsibilities of key stakeholders, level of documentation and reporting requirements. The detailed guidelines are designed to ensure strategic, operational, financial, compliance and reputational risks are identified, assessed, effectively and efficiently managed, and monitored to enable achievement of the University's goals and to support the strategic directions of divisions, faculties and institutes.

This is demonstrated through the integration of risk management within the following QUT frameworks:

- Governance (including Compliance Management)
- Planning
- Course Development and Quality Assurance
- Health and Safety
- Insurance
- Project Management
- Business Continuity Management

- Business Case
- Corruption and Fraud Control Plan.

Detailed control policies and procedures cover financial reporting, project management, business case appraisal, compliance, environment, health and safety, insurance, physical and virtual security and academic risk management issues.

As part of the University's strategic planning and reporting processes, faculties, divisions and institutes identify the risks and opportunities which could impact on achieving their objectives. Risk mitigating strategies are identified and implemented. The faculties, divisions and institutes are required to monitor and review their risks and opportunities on a quarterly basis.

Assurance and Risk Management Services review the risk management documents, analyse trends, assess adequacy of risk management strategies and provide regular reports to senior management and the Audit and Risk Management Committee for their ongoing monitoring.

FAIR AND RESPONSIBLE REMUNERATION

In 2010, Council and other committee members external to QUT were not remunerated. The remuneration of the Vice-Chancellor is delegated by Council to the Chancellor's Committee, which has established criteria for undertaking an annual review.

The remuneration of senior management at QUT is governed by the *QUT Employee Collective Agreement for Senior Staff 2009–2012* which took effect in August 2009. Remuneration is in accordance with the classification level of each position, and remuneration levels for all staff are publicly available on the QUT website. Details on the remuneration of executive officers can be found on pages 80–81 of this Report.

KEY PERFORMANCE INDICATORS

KEY PERFORMANCE INDICATORS (KPIs) relate to the four top-level plans.

GLOSSARY:

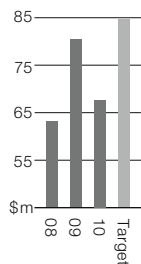
ALTC: Australian Learning and Teaching Council
CEQ: Course Experience Questionnaire
ECARD: Early-Career Academic Recruitment Development program

EFTSL: Equivalent Full-Time Student Load
GDS: Graduate Destinations Survey
HDR: Higher Degree Research
LEX: Learning Experience Survey

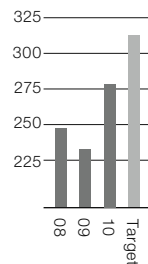
MCAD: Mid-Career Academic Development program
PREQ: Postgraduate Research Experience Questionnaire
SES: Socioeconomic Status

DISCOVERING AND APPLYING KNOWLEDGE: RESEARCH AND INNOVATION

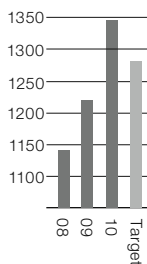
Research income^{^†}



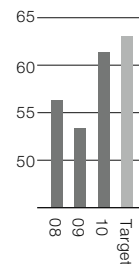
HDR completions[‡]



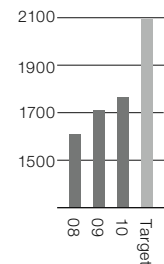
HDR load[‡]



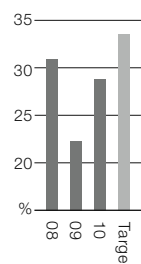
PREQ research graduates



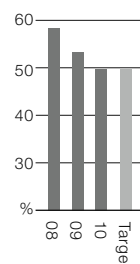
Peer-reviewed research publications[‡]



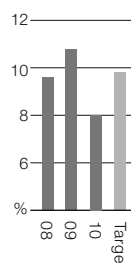
% Competitive research grants success rate[‡]



% Research-active staff

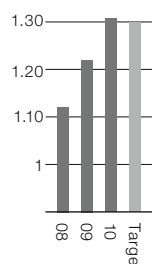


% Income commercial/cooperative research/consulting

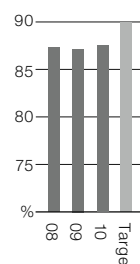


DISSEMINATING KNOWLEDGE: LEARNING AND TEACHING

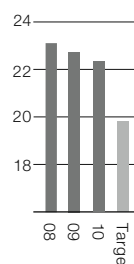
QTAC first preferences: offers



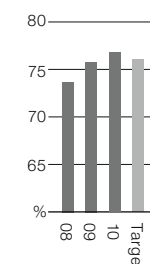
% Student progression[‡]



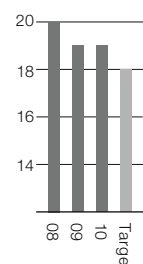
Student-staff ratio^{^‡}



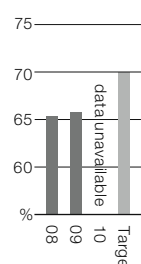
% LEX: teaching satisfaction[‡]



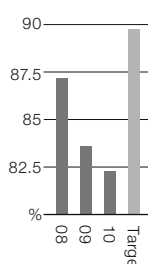
ALTC outcomes



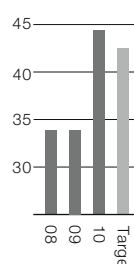
% Student retention[^]



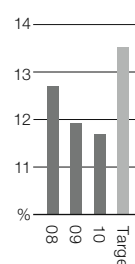
% GDS positive outcomes



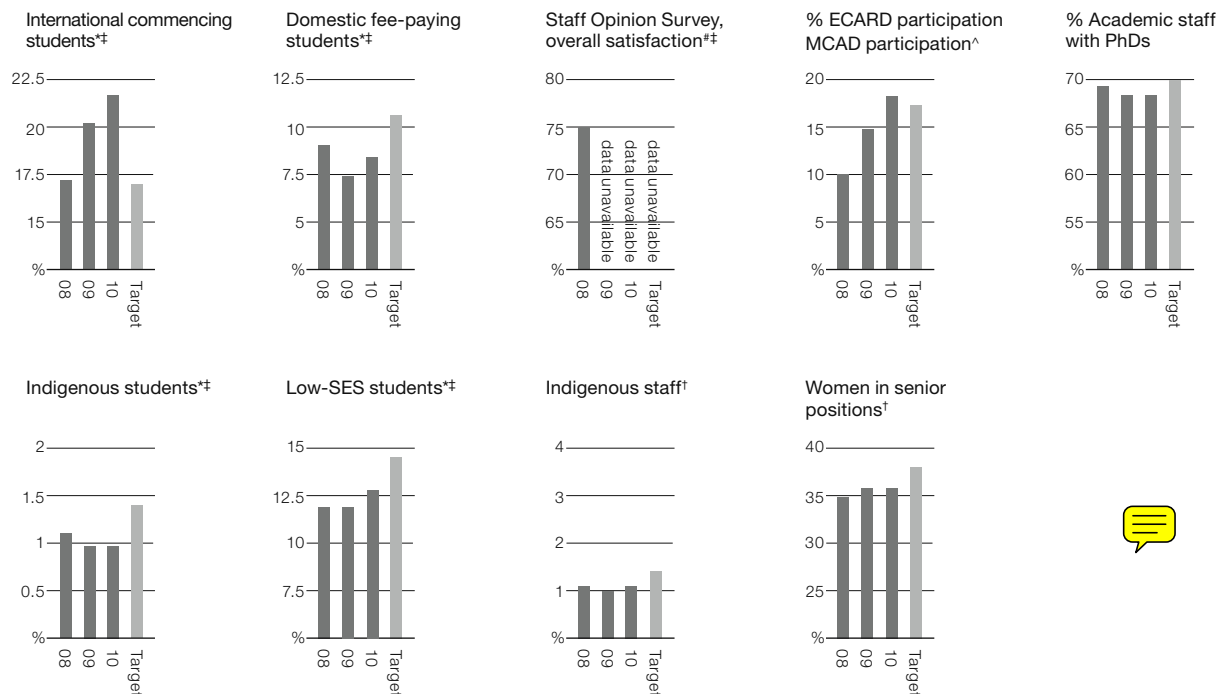
CEQ bachelor graduates



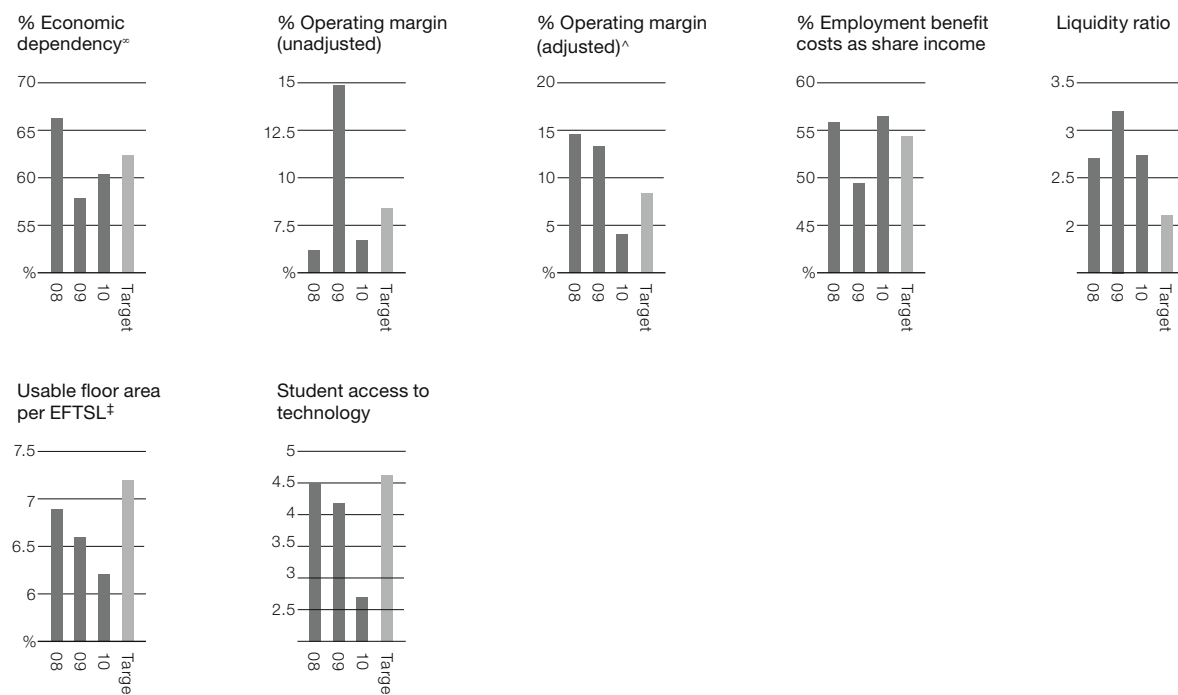
% Interfaculty course load[‡]



A STIMULATING AND REWARDING PLACE TO STUDY AND WORK: PEOPLE AND CULTURE



SUPPORTING OUR ACADEMIC GOALS: FINANCE AND INFRASTRUCTURE



^ result shown in 2009 Annual Report has been updated; 2009 result is final

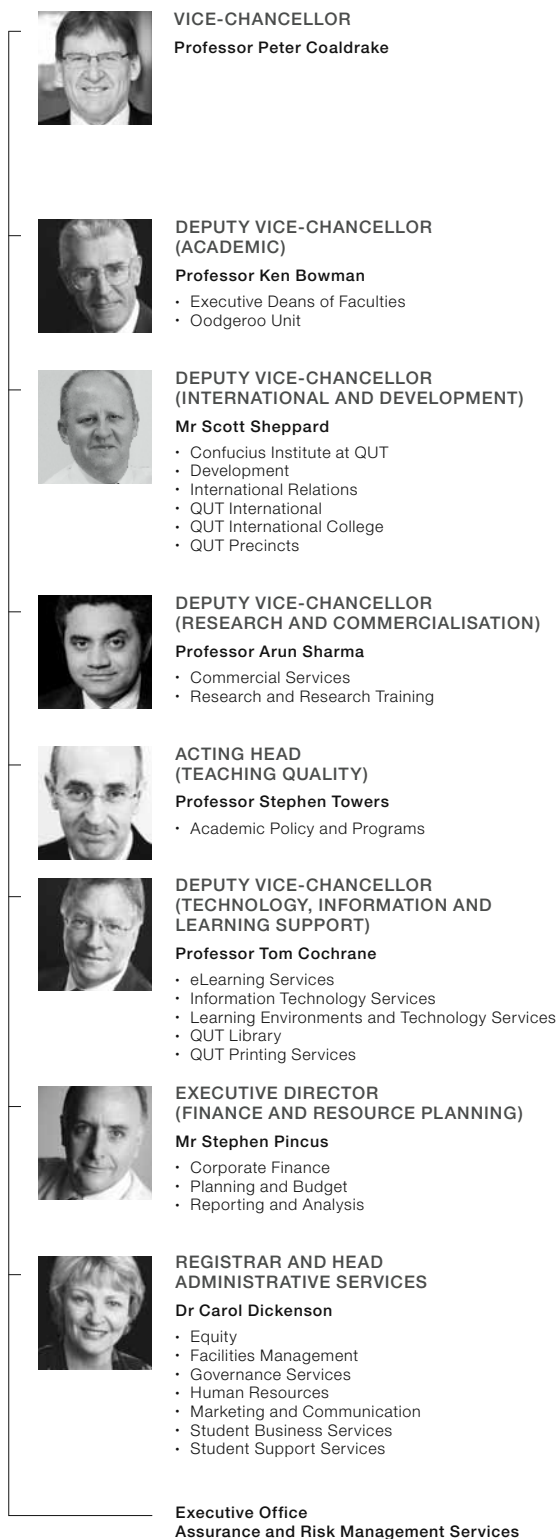
* proportion of all commencing

† proportion of all staff

* share of income derived from government

conducted every three years, next survey in 2011

HOW WE ARE ORGANISED



ATN MEMBER

QUT is a member of the Australian Technology Network (ATN) of universities that share QUT's vocational heritage and applied nature. Other members are the University of Technology Sydney, RMIT University, the University of South Australia and Curtin University of Technology.



CRC PARTICIPANTS

In addition to the two Cooperative Research Centres based at QUT and shown in this chart, the University is a participant in another eight CRCs: Advanced Automotive Technology, Polymers, Poultry, Railway Innovation, Spatial Information, Sugar Innovation, Smart Services, and National Plant Biosecurity.

FACULTIES



BUILT ENVIRONMENT AND ENGINEERING
EXECUTIVE DEAN,
Professor Martin Betts

- Design
- Engineering Systems
- Urban Development
- Cooperative Research Centre for integrated Engineering Asset Management



BUSINESS
EXECUTIVE DEAN,
Professor Peter Little

- Accountancy
- Advertising, Marketing and Public Relations
- Economics and Finance
- Management
- Brisbane Graduate School of Business
- QUT Languages Centre
- Australian Centre for Philanthropy and Nonprofit Studies
- National Centre for Econometric Research



CREATIVE INDUSTRIES
EXECUTIVE DEAN,
Professor Susan Street

- Acting and Technical Production
- Animation; Interactive and Visual Design
- Creative Writing and Literary Studies
- Dance
- Drama
- Fashion
- Film, Screen and Television
- Journalism
- Media and Communication
- Music and Sound
- Visual Arts
- ARC Centre of Excellence for Creative Industries and Innovation



EDUCATION
EXECUTIVE DEAN,
Professor Wendy Patton

- Cultural and Language Studies in Education
- Early Childhood
- Learning and Professional Studies
- Mathematics, Science and Technology Education
- Centre for Learning Innovation



HEALTH
EXECUTIVE DEAN,
Professor Andrew Wilson

- Human Movement Studies
- Nursing and Midwifery
- Optometry
- Psychology and Counselling
- Public Health
- Social Work and Human Services
- Cooperative Research Centre for Wound Management Innovation
- Centre for Accident Research and Road Safety—Qld
- Centre for Palliative Care Research and Education
- National Centre for Health Information Research and Training
- Dementia Collaborative Research Centre
- AusSun Research Laboratory



LAW
EXECUTIVE DEAN,
Professor Michael Lavarch

- Justice School
- Law School
- Legal Practice
- Law and Justice Research Centre



SCIENCE AND TECHNOLOGY
EXECUTIVE DEAN,
Professor Simon Kaplan

- Biogeoscience
- Cell and Molecular Biosciences
- Chemistry
- Computer Science
- Information Sciences
- Mathematical Sciences
- Medical Radiation Sciences
- Medical Sciences
- Pharmacy
- Physics

INSTITUTES



INSTITUTE FOR CREATIVE INDUSTRIES AND INNOVATION
DIRECTOR,
Professor Phil Graham



INSTITUTE OF HEALTH AND BIOMEDICAL INNOVATION
EXECUTIVE DIRECTOR,
Professor Ross Young



INFORMATION SECURITY INSTITUTE
GENERAL MANAGER,
Mr Eric Hall



INSTITUTE FOR SUSTAINABLE RESOURCES
GENERAL MANAGER,
Mr Jim Reeves

LEARNING AND TEACHING PLAN



Professor Stephen Towers,
Acting Head (Teaching Quality)*

HIGHLIGHTS

- **Recognition by Australian Learning and Teaching Council (ALTC)** included the appointment of Professor Sally Kift as joint Discipline Scholar for Law and Professor Sue Savage as joint Discipline Scholar for Architecture and Building; Ms Rachael Field, Faculty of Law was awarded a Teaching Fellowship. In addition QUT was the recipient of 16 awards, citations, grants and projects.
- **Extensive work was undertaken to develop QUT's new Graduate Certificate in Academic Practice** to commence in semester 1, 2011. The course is customised for QUT academics.
- **In 2010 the First Year Experience Program continued to improve** student success and retention through its key strategies, one of which is the Student Success Program. The return on investment for the entire program is calculated at 8:1.
- **Course Quality Assurance highlights** for the year include the successful completion of the Course Quality Assurance Implementation Plan. Sixteen courses were identified as high performing. Of the 69 courses identified as underperforming 24 were discontinued; and the number of transnational courses offered was reduced with two ongoing courses remaining.
- **The focus on high-quality learning environments continued** with work continuing on the development of the new Science and Technology Precinct and Community Hub on Gardens Point campus in 2010. The University is also undertaking associated multimillion-dollar campus revitalisations.
- **The Learning and Teaching Commissioned Projects 2010–2013 commenced.** Initiatives include a comprehensive QUT Curriculum Framework to facilitate learning outcomes, the development of resources to support academics in assessment practices, and embedding work integrated and real-world learning.

OUTCOMES AND ACHIEVEMENTS AGAINST OBJECTIVES OF PLAN

Objective 1. To improve learning outcomes through critical reflection on and strategic and systemic responses to teaching quality data and other indicators of course quality.

QUT's learning and teaching support was further consolidated in early 2010 with the relocation of the former TALSS Learning and Teaching Development, Awards and Grants Services and Programs and Events teams into the Office of Teaching Quality (OTQ). This realignment fosters quality learning and teaching outcomes and supports academics in developing critical, reflective and scholarly approaches to their teaching. In 2010 significant foundational progress was made to enhance teaching quality through developing and refining learning and teaching policy; embedding the curriculum design, development and approvals system; refining the course quality cycle and its

associated teaching quality data reports; and developing and delivering a range of high-quality professional development programs for academic and professional staff. In 2011 QUT's leadership in learning and teaching will be shaped by Professor Suzi Vaughan who has been appointed as Deputy Vice-Chancellor (Learning and Teaching), commencing in February 2011.

In 2010 the First Year Experience Program (FYEP) continued to impact positively on student success and retention by enhancing learning engagement through three key strategies of curriculum reform, student support and engagement. One result of these strategies is the Student Success Program (SSP). The entire FYEP and SSP initiatives have been recognised as sector leaders and are of strategic importance in supporting commencing students through their first year in higher education. The specific benefits realised through the SSP are higher student average grades (+0.6); improved student persistence and retention (89.2 per cent compared to 66.6 per cent); decreased attrition (~3 per cent); improved student progression rates (SPR); improved quality of learning outcomes; and enhanced national standing.

Data for the University's student evaluation tool, the Learning Experience Survey (LEX), continued to show improvement in student evaluation of both units and teaching. In 2010 there was increased satisfaction across all LEX rating items, evidence of systematic improvement in the quality of teaching and units at QUT. As in prior years, the LEX broadly suggests that the majority of teaching, as perceived by students, was very often of a high standard and overall, LEX data suggests that the average standard of units within QUT is satisfactory or above. However, response rates are continuing to decline and in late 2010 a project was initiated to enhance the University's approach to evaluating teaching and units with an emphasis on improving staff and student engagement. An extensive consultation approach during 2011 will lead to the redevelopment of the instrument, system, and support processes for implementation in 2012.

In 2009 Learning and Teaching Performance Funds valued at \$1.8 million were distributed to faculties under a number of central schemes: the Encouragement Reward Scheme (Improvement Allocation); the High Performing Course Reward Scheme (Excellence Allocation) and Course Improvement Allocation. An acquittal of the LTPF funds in 2010 showed that the monies were predominantly invested in supporting frontline staff to improve learning and teaching process and practice and were targeted to activities selected by each faculty. In addition, divisions were provided with funding to support specific initiatives, one of which is the Support for International Student Learning (SISL). SISL will build on existing faculty and central initiatives to develop a QUT-wide strategy for enhancing learning for international students through English language in-course support, International English language Testing System (IELTS) preparation and testing, curriculum reform and a range of other support services.

* Professor Suzi Vaughan was appointed Deputy Vice-Chancellor, Learning and Teaching Unit in February 2011.

Objective 2. To develop a robust strategic framework for ongoing curriculum development and quality assurance.

Course Quality Assurance

In 2010 the Course Quality Assurance Implementation Plan was completed in accordance with its scope and objectives. Notable achievements in 2010 included:

- Considerable work was undertaken in 2010 to refine second generation reporting for the course quality cycle which includes Individual Course Reports (ICR) and the Consolidated Course Performance Report (CCPR). The refined reporting included automatic identification of high-performing and underperforming courses ('at risk' courses), and draws upon selected key data sets across the three clusters of indicators of course viability, quality of the learning environment and course outcomes. Consistent weightings were applied according to QUT priorities, national performance indicators and to accommodate contextual factors.
- In 2010, of the 581 courses and majors, 16 were identified as high performing and 69 as underperforming. Of the underperforming courses 24 have been discontinued and the University curriculum review and improvement team continue to work collaboratively with course coordinators and course teams to unpack the data and develop strategies to improve course performance.
- The Strategic Faculty Courses Update (SFCU) was fully aligned with the annual strategic planning cycle and is now part of the strategic planning package. Faculty profiles indicate that faculties generally believe they have positioned themselves as key providers of courses in their disciplines with strong reputations, attracting high student numbers, and providing quality courses as indicated by their graduate outcomes. In 2010, most faculties were in the process of rolling out or refining reforms of undergraduate courses that were initiated several years previously (Business, Built Environment and Engineering, Education, Creative Industries, and Law). In 2010 a total of 285 award courses were available to commencing students. This represents a gradual reduction of the number of separate award courses over the past few years (from 386 in 2004), resulting in part from amalgamation of individual courses into a single course with study areas.

Curriculum Development and Approval

In 2010 an external review was conducted of QUT's curriculum development and approvals policy and related processes. The review commended the implementation of the new processes as being robust, well managed and accepted across the University. Further opportunities for refinement were identified and these have been incorporated into operational plans for 2011.

The Learning and Teaching Commissioned Projects Scheme 2010–2013 commenced with two major curriculum-related projects, building upon previous work:

(i) **Real World Learning Centred Curriculum: Towards 2020.** This project incorporates the development of a QUT Curriculum Framework and facilitates the implementation of the QUT Assessment Policy.

The QUT curriculum framework addresses current issues around course planning, the articulation between course and unit design and the links to assessment as evidenced by feedback from students (CEQ data 2005–08). The curriculum framework provides an over-arching approach for QUT course teams to systematically and confidently design courses and programs to facilitate learning outcomes that are valued by the professions and the University and informed by discipline standards. In 2011 the framework will be extensively piloted in the Faculty of Science and Technology and tested in selected programs in other faculties. Institutional-wide resources will be developed to support broader deployment as part of operational systems.

The Assessment Policy was tested in consultation with faculties in 2010. The resources will be further refined for deployment in 2011.

(ii) **Real-World Learning: Embedding the outcomes of the Learning and Teaching Commissioned Project Scheme 2007–2009**

In February 2010 a real-world learning coordinator was appointed to initiate and provide leadership to enhance and further embed QUT's real-world learning priorities and initiatives. The work has focused around the implementation of four real-world learning (RWL) projects and strategies to engage QUT staff in strengthening real-world learning: RWL Curriculum and Assessment Project, Work Integrated Learning (WIL) Risk Management Project, RWL Enabling Systems Project, and RWL Industry Engagement Project. Strategies that have engaged QUT staff in strengthening real-world learning include communities of practice, seminars and workshops and the Real World Learning Committee.

Work continued to integrate cross-cultural and international aspects of curriculum and learning environments. In 2010 the number of students participating in outbound mobility programs totalled 483, representing a 49 per cent increase over 2009, and a significant growth in QUT's short-term mobility programs. Internationalisation of the curriculum and overall student experience continued with strengthened policy settings and approval processes to include comprehensive mapping of course attributions. In response to the University's direction, all faculties furthered opportunities to internationalise student learning experiences according to the characteristics of their disciplines and contextual circumstances.

Objective 3. To provide high-quality environments that capitalise on both physical and virtual innovations.

The Student and Academic Management System (SAMS) went live in November 2010. A new integration environment is also being implemented alongside but separate to SAMS. This environment will enable some 40 corporate systems to be connected in real time.

The development of the new Science and Technology Precinct and Community Hub on Gardens Point campus continued in 2010. The University is also undertaking an associated multimillion-dollar campus revitalisation that involves renovations and upgrades in some nine buildings. Specifically, students now have a wide range of modern, technology-enhanced environments in the Library, S and Z blocks. In August 2010, a major redesign and the installation of a series of new learning and research laboratories in O Block was completed for engineering students. Science and technology students will also benefit from major upgrades to science laboratories by the end of the year and into 2011. Refurbishments are underway or planned for blocks R, E, M, Q and H.

A feature of QUT corporate systems improvements over the past year has been an expansion of wide-ranging online self-service options, such as the University's enquiry management system (ASKQUT), a learning portal that provides a suite of learning resources to students 24 hours a day (Studywell), and streamlined electronic borrowing conditions at the Library to enable easier self-checkout of books and requests for inter-Library loans. Self-service is also a central feature of SAMS.

The Professional Accreditation Database has been in place since May 2010. Information on accrediting bodies for QUT courses and graduate professional membership is held in a database that can be updated by faculties at any time. The database also allows up-to-date reporting on the status of professional accreditation of QUT courses.

The Queensland Cyber Infrastructure Foundation has allocated \$200 000 to extend the computation and storage capacity of QUT's super-computing resources. This contribution will be matched by QUT funds and will result in a doubling of computation capacity and a significant rise in data storage capacity.

QUT was successful on two bids as part of a \$22 million Federal Government program to support additional clinical training places for students in health courses at universities in Queensland.

Objective 4. To nurture a dynamic community of scholarly teachers with the skill and disposition to inspire excellent student learning.

At the Vice-Chancellor's Awards for Excellence ceremony in June 2010, 18 awards totalling \$205 000 were presented to staff.

QUT was the successful recipient of 19 ALTC awards, grants and fellowships in 2010, sustaining the institution's profile for excellence in learning and teaching. The recipients for all programs were well distributed across faculties and divisions.

The calibre and leadership of QUT staff was recognised with the appointment of two Discipline Scholars: Professor Sally Kift, Faculty of Law—joint Discipline Scholar for Law, and Professor Sue Savage, Faculty of Built Environment and Engineering—joint Discipline Scholar for Architecture and Building. These positions add to the success the University has experienced in ALTC fellowships since their inception in 2006, with more fellowships conferred on QUT than any university. As one of nine ALTC teaching fellowships awarded across the sector in 2010, Ms Rachael Field, from the Faculty of Law, joins an elite group of scholars.

The high proportion of ALTC recipients across awards, grants and fellowships programs are actively contributing to the scholarship of learning and teaching at a faculty and institutional level and are due in part to key academic development programs, such as Middle Career Academic Development (MCAD), Early Career Academic Recruitment and Development (ECARD) and the Sessional Academic Program; and to guiding and supporting future nominees through personal mentoring, peer review, and workshop and selection panel participation. With a strong commitment to dissemination, Professor Des Butler and Associate Professor Chris Collet shared their Fellowship outcomes and activities with QUT staff at two well-received Fellow's Forums this year.

The majority of ALTC grants and fellowships received by QUT are included in the institution's Category 2 income or 'other public sector research income', further reinforcing QUT's leadership and research strengths in learning and teaching. The University's success in the ALTC programs highlights the important role that outstanding teachers and emerging leaders make in achieving the University's aspirations in learning and teaching.

In 2010 QUT conducted a special (ECARD) round in the Science, Technology, Engineering and Mathematics (STEM) disciplines and received 319 applications (91 per cent with PhD) for 15 positions. In September, a further 53 positions were advertised across the University for the 2011 ECARD cohort. Interviews are currently underway, with the first of the successful candidates to commence in early 2011. The ECARD program continues to support the University's position as a leader in the sector for the recruitment and development of early-career academics. In semester 1, 2011

QUT's new Graduate Certificate in Academic Practice will commence with funding from the Learning and Teaching Commissioned Projects Scheme 2010–2013. This is a course customised for QUT academics and designed to encourage outstanding academic practitioners. Largely work based, it will leverage personal, team, school and faculty plans and initiatives. The first course intake will be limited to the 2011 ECARD cohort. Plans will be developed over 2011 to accommodate other cohorts, to recognise previous related learning and to integrate with professional development opportunities.

The Review of the Professional Development (Learning and Teaching) Support for Sessional Staff at QUT (2010) was conducted by the Office of Teaching Quality in collaboration with the Deputy Vice-Chancellor (Academic). The review recommendations will form the basis of developing a comprehensive approach to professional development for sessional staffing, including investigating pathways to formal qualifications.

BENCHMARKING ACTIVITIES

The Faculty of Business has undertaken significant benchmarking activities throughout 2010, with its second re-accreditation review with the European Quality Improvement System (EQUIS), as well as its maintenance review of accreditation with the Association to Advance Collegiate Schools of Business (AACSB) both taking place and culminating in separate international peer reviewer visits in the latter half of the year.

The MBA and MBA (Major) were awarded the Graduate Management Association of Australia (GMAA) five-star rating.

A benchmarking activity was undertaken by the Creative Industries Faculty in October to investigate best practice in undergraduate drama degrees across eight of England's highest ranking drama and theatre departments. This exercise was led by the Drama Discipline Leader and focused on the first year 'capstone' experience, the foundation-year curriculum, pedagogical approaches and response to industry needs, academic mentoring of students, intake procedures, facilities and graduate destinations.

The Faculty of Health is providing data on student clinical placements for the Health Workforce Australia Mapping Clinical Placements Consultancy Project which is currently being undertaken by Price Waterhouse Coopers. The mapping study will inform future decisions on Federal Government funding of clinical placement growth.

The faculties of Creative Industries and Science and Technology participated in a collaborative initiative between six universities to investigate and pilot efficient inter-institutional external moderation processes. This work has led to an ALTC project for 2011.

The University participated in a cross-institutional ALTC-funded initiative to develop and test a Teaching Standards Framework which is expected to inform the development of the Teaching and Learning Standards by the Tertiary Education Quality and Standards Agency (TEQSA).

RESEARCH AND INNOVATION PLAN



Professor Arun Sharma, Deputy Vice-Chancellor
(Research and Commercialisation)

HIGHLIGHTS

- **QUT's research income in 2009 totalled \$80 948 621**, representing an increase of 28 per cent on 2008. QUT recorded the second highest percentage increase in research income in the sector, and significantly better than the majority of QUT's closest competitors. QUT was ranked ninth in the sector in terms of total research income and leads the ATN group.
- **Professor Michael Kimlin and the AusSun Research Laboratory have received National Health and Medical Research (NHMRC) funding to establish the Centre for Research Excellence in Sun and Health (CRESH).** CRESH is focused on understanding the effects of ultraviolet radiation from the sun and aims to create guidelines for Australians to accommodate the need for exposure to Vitamin D without increasing cancer risk. The Centre was one of only 11 funded in 2010 and will receive NHMRC funding of \$2 379 750.
- **Professors Peter Timms, Ken Beagley and Alan McKee received a \$1.8 million National and International Research Alliances Program (NIRAP) grant** from the Queensland government to establish the Australia-Canada-India Chlamydia Research Alliance. This alliance is working to develop a vaccine for Chlamydia, produce effective treatment and improve infection control for human Chlamydia.
- **The Smart Transport Research Centre was established at QUT in October 2010** with a focus on developing innovative technology solutions to optimise performance of the transport network, with an initial focus on improving network efficiency and reliability and the integration of traveller information. It is a collaborative effort of Queensland University of Technology, The University of Queensland and Griffith University working in partnership with key transport industry organisations such as the Queensland Department of Transport and Main Roads, Queensland Motorways Limited, Queensland Cyber Infrastructure Foundation, Thales and IBM, who have committed more than \$1.75 million in funding for the first year and subsequent two years subject to review.
- **Professor Gerard Ledwich, Professor Robin Drogemuller and Assistant Dean of Research Professor John Bell, were awarded a \$1.65 million Queensland Government (NIRAP) grant** for the Planning Future Electricity Grids Project which will develop a world-first planning tool to ensure Queensland's electricity network will cope with peak loads in high population areas. QUT is a recognised specialist in the field of electrical engineering, having in recent years received more Australian Research Council grants for studies in this field than any other university in Australia.
- **A \$1 million NIRAP grant** will fund the establishment of the Queensland-Canada Spinal Cord Injury Alliance, in partnership with the Rick Hansen Institute in Canada, one of the world's leading spinal cord injury research institutes. Dr Ben Goss will lead QUT's contribution to improved treatments and rehabilitation for people with spinal cord injuries. Dr Goss will play a key role in the establishment of a national registry of spinal cord injuries at Brisbane's Princess Alexandra Hospital, to create a whole-of-life record of people living with spinal cord injuries, enabling better understanding of the condition. This Australian registry is the first international site for the institute's Rick Hansen Spinal Cord Injury Registry outside Canada.
- **Dr YuanTong Gu, senior lecturer and 2008 ECARD, was awarded an ARC Future Fellowship** valued at \$690 000 over four years. His project will develop a new modelling platform to explore the relationship between living cell mechanical properties, their response to mechanical loads and their biological functions. Professor Judith Clements was awarded an NHMRC Principal Research Fellowship to commence in 2011 and Professor Gavin Turrell was awarded a Senior Research Fellowship.
- **Professor Richard Conant was awarded a Senior Smart State Fellowship.** Professor Conant, who shared the Nobel Peace Prize in 2007 as part of his contribution to the Intergovernmental Panel on Climate Change (IPCC), has joined QUT at the Institute for Sustainable Resources.
- **Professor Tony Pettitt will become the first QUT recipient** of a prestigious Australian Professorial Fellowship from the ARC.
- **During 2010, QUT performed strongly in the major national competitive grant rounds** with the award of 18 ARC Linkage grants worth \$4 685 298 plus industry funds (Round 2, 2009 and Round 1, 2010); 18 ARC Discovery project grants worth \$5 868 952; and seven NHMRC grants with a total value of \$3 263 493. In addition, QUT was awarded seven NHMRC fellowships worth \$2.7 million.

OUTCOMES AND ACHIEVEMENTS AGAINST OBJECTIVES OF PLAN

Objective 1. Impact. QUT research and development will systematically translate into high value-adding products, services and public policy, both nationally and internationally.

- Construction commenced on the \$354 million Translational Research Institute (TRI) and was celebrated at a ceremony officiated by the Queensland Premier Anna Bligh. The Institute of Health and Biomedical Innovation (IHBI's) cancer and trauma research groups will be housed in the new building, which is expected to open in 2012. IHBI is one of four research organisations that will make up the TRI, which is an Australia-first initiative to bring together medical research, clinical trials and commercialisation in the one location.
- The Centre for Accident Research and Road Safety – Queensland (CARRS-Q) launched its \$1.5 million Advanced Driving Simulator, funded by the Australian Research Council (ARC), QUT, The University of Queensland, Queensland Department of Transport and Main Roads, RACQ, the Motor Accident Insurance Commission and General Motors Holden.

- The Australian Research Centre for Aerospace Automation (ARCAA) was launched on 3 September 2010 by the Queensland Treasurer, the Hon Andrew Fraser MP, with the announcement of world-first research outcomes in unmanned aerial vehicle (UAV) civilian collision avoidance technology and airspace management under the Smart Skies project—a three-year, AU\$10 million joint research program with Boeing Research and Technology, Boeing Research and Technology-Australia and Insitu Pacific Ltd.
- The Queensland-British Columbia Drug Discovery Alliance was created between the Australian Prostate Cancer Research Centre – QLD (APCRC-Q), Griffith University's Eskitis Institute and Canadian institutions, the Centre for Drug Research and Development and the Vancouver Prostate Centre. This Smart Futures-funded collaboration led by Griffith University, is focusing on discovering and commercialising the next generation of drugs derived from natural products.
- Professor Zee Upton, Associate Professor David Leavesley and Dr Gary Shooter established a library of clinical wound samples in collaboration with Manipal University, funded by an Australia-India Strategic Research Fund (AISRF) grant. This project will analyse wound samples collected in Australia and India using state-of-the-art proteomic, metabolic and microbial analysis techniques.
- The Australian Centre for Entrepreneurship Research (ACE) was established in 2010 to be the Australian leader in entrepreneurship research and research training. As an early sign of success, ACE has been accepted as the new Australian partner in the Global Entrepreneurship Monitor (GEM), the most influential policy-orientated research program in entrepreneurship in the world.
- Researchers from across the Faculty of Health were successful with a number of industry-funded projects including more than \$800 000 from Queensland Health for health promotion and skin cancer prevention, \$199 000 from Leighton Construction for research aimed at reducing incidents that impact on workplace safety and \$510 000 from the Victorian Government for the development of an online alcohol intervention.
- International collaboration with Brazil was established through a two-week research visit to QUT by four representatives from Ceará University. The visit resulted in a signed Memorandum of Understanding (MOU) between Ceará University and the Institute for Creative Industries (iCi), and with two of QUT's professors leading Ceará's inaugural creative industries conference in December 2010.

Objective 2. Excellence. QUT will be recognised for novel, world-class research and research training in selected thematic areas.

- CARRS-Q became the first institution from the southern hemisphere to be awarded one of the world's most prestigious international safety awards. The International Council on Alcohol, Drugs and Traffic Safety (ICADTS) conference presented CARRS-Q with the ICADTS Institutional Widmark Award. The award is given to organisations or individuals who have made outstanding, sustained and meritorious contributions to the international field of alcohol, drugs and traffic safety.
- The National Research Centre for a Sustainable Built Environment, the successor to the CRC for Construction Innovation, was launched in April with a goal to support Australia's building and infrastructure through innovation. The Centre won two awards at the recent Engineers Australia state awards, including one for CEO Professor Keith Hampson in the leadership category.
- Six senior QUT academics were appointed to the ARC's Excellence in Research for Australia (ERA) Research Evaluation Committees.
- Adjunct Professor John McCarthy, AO, chair of the QUT-based Sustainable Built Environment National Research Centre (SBE), was announced as the first Australian to preside over the Netherlands-based International Council for Research and Innovation in Building and Construction (CIB), and began his three-year presidency in 2010.
- Professor Dietmar Huttmacher was appointed to the Australian Research Council's College of Experts.
- Professor Barry Watson was awarded the 2010 Australasian College of Road Safety Fellowship in recognition of his significant contributions to road safety and reducing road trauma. Professor Watson is recognised for leading research teams examining a range of road user behaviour issues including drink driving, speeding, driver licensing, driver education, traffic law enforcement, and international drivers.
- Professor Nathan Efron was presented with the American Academy of Optometry Glenn A. Fry Lecture Award, which recognises a distinguished scientist or clinician's current research contributions and is considered the most important international award for research in the field of optometry. He is only the second person outside North America to receive the award in its 40-year history.
- Professor Zee Upton, Professor of Life Sciences and leading biochemist and tissue engineer, won the 2010 Beckman Coulter Discovery Science Award, which recognises involvement in research innovation, technology transfer, and communication. Professor Upton, who is nationally and internationally renowned for her research in growth factors, extracellular matrix proteins and wound repair, and who invented the unique wound-healing formulation VitroGro®, is the first woman to win this award.

- Professor Pamela Russell was awarded the inaugural Prostate Cancer Foundation of Australia (PCFA) Prize and Lecture for Outstanding Excellence. Professor Russell's recent work has focused on developing improved imaging technology that detects the spread of prostate cancer to lymph nodes.
 - Professor David Kavanagh and colleagues were awarded the Queensland Mental Health Week Award (Government Program/Service Category) in recognition of the impact the 'OnTrack Intervention' programs are having on mental health in Queensland.
 - Associate Professor Marcus Foth was awarded the inaugural Australian Business Foundation Research Fellowship on Innovation and Cultural Industries 2010.
 - Accountancy student, Jeremy Baldwin won first prize in the national CPA Big Break Project Competition. Jeremy received \$20 000 as part of his prize and QUT received \$50 000.
 - Dr Hilary Hughes won a Fulbright Scholar-in-Residence scholarship and took up the award from August to December at the University of Colorado, Denver.
 - ARCAA won this year's B-HERT best Research and Development Collaboration.
 - Dr Ben Goss and Dr Kerry Manton were awarded Queensland Young Tall Poppy Science Awards.
 - Dr Clinton Fookes was awarded the Eureka Prize People's Choice Award for his work in computer surveillance.
 - Two Faculty of Health higher degree research (HDR) students were successful in their nomination for a QUT Outstanding Doctoral Thesis Award (ODTA). These awards are given in recognition of the work of QUT's top doctoral students, their outstanding contribution to knowledge, and demonstration of excellence in postgraduate research. The successful recipients were Dr Alyra Shaw from Optometry (Supervisor: Professor Michael Collins) for her research into 'Eyelid pressure on the cornea', and Dr Kate Halton from Public Health (Supervisor: Associate Professor Nick Graves) for her research into 'Setting hospital infection control policy: a decision-making framework incorporating health economics and healthcare epidemiology'. A further two students were awarded Executive Dean's commendations for their contribution to their discipline and the high standard of their postgraduate research practice.
 - Doctoral candidate Ms Katy Horner won the Faculty of Health and QUT Three-Minute Thesis competitions and finished in the top 10 in the Australasian and New Zealand round.
 - PhD scholar Tanya Smyth was awarded a post-doctoral position with the Douglas Institute, McGill University, Montreal Canada commencing in 2011. Tanya was also the recipient of the Young Scientist Stipend at the International Council on Alcohol, Drugs and Traffic Safety (T2010) Conference in Norway.
 - Manas Sivaramakrishnan won the 2010 premier 'International Student of the Year' prize in the Queensland Education and Training Awards.
 - To support quality in HDR training, the Faculty of Science and Technology worked with the Faculty of Built Environment and Engineering (BEE) to establish a 2010 Science, Technology, Engineering and Mathematics (STEM) award for excellence in postgraduate supervision as well as a 'college of experts' from the highest ranked nominees. This expert group is helping to develop support material and services for less experienced supervisors across both faculties, building on the knowledge gained through the highly successful ALTC project on HDR supervision conducted by Christine Bruce.
 - To improve publication rates, the Faculty of Law introduced an incentive scheme to encourage staff to submit to Higher Education Research Data Collection (HERDC) publications, particularly to ERA-ranked A* and A publications.
- Objective 3. Capacity. Research and research training capability of individual staff and the University will be maximised.**
- Professors Peter Corke (BEE), Sagadevan Mundree (Faculty of Science and Technology/Centre for Tropical Crops and Biocommodities (CTCB)), Barbara Comber (Education), and Simon Washington (BEE/IHBI/ [CARRS-Q]) were appointed in 2010 under the research capacity building scheme.
 - Ten early career academic appointments in science, technology, engineering and mathematics were made in 2010: Kai Becker, Mathematical Sciences; Qianqian Yang, Mathematical Sciences; Penny Sweetser, Computer Science; Laurianne Sitbon, Computer Science; Douglas Stebila, Computer Science; Kathleen Mullen, Chemistry; James Blinco, Chemistry; Jennifer Firn, Biogeosciences; Peter Prentis, Biogeosciences; and Kristy Vernon, Physics.
 - Twelve staff were awarded Vice-Chancellor Research Fellows in 2010: Dr Pamela Pollock (Science and Technology/IHBI), Dr Leanne Hides (Health/IHBI), Dr Scott Bryan (Science and Technology), Dr Mia Woodruff (BEE/IHBI), Dr Lucy Montgomery (ARC Centre for Creative Industries and Innovation), Dr Lisa-Maree Toms (Science and Technology), Dr Meinan Liu (BEE), Dr Michael Doran (Science and Technology), Dr Hongxia Wang (BEE), Dr Kirsten McKenzie (Health), Dr Paula McDonald (Business), and Dr Kerryann Walsh (Education).
 - From 2010 the School of Nursing and Midwifery is hosting the Queensland Dementia Training Study Centre, receiving \$1.3 million in Australian Government funding over three years.

- IHBI research capacity was increased through the award of a Queensland Health Office of Health and Medical Research Clinical Academic Fellowship in collaboration with Child and Youth Mental Health Services, Royal Children's Hospital. The grant is for a joint appointment, to provide leadership and research expertise for family-level therapeutic interventions, and develop and deliver clinical education programs. The scheme is highly competitive with just six of 43 applications being successful, and provides \$375 000 over five years.
- The Publication Support Scheme assisted researchers with 15 different publications ranging from journal articles to books and multi-volume works, engaging and assisting researchers from Creative Industries, Education, Built Environment and Engineering, and Business. In 2010 the scheme operated out of the Division of Research and Commercialisation with a focus on early-career and mid-career academics across QUT.

BENCHMARKING ACTIVITIES

- QUT annually benchmarks its research income (particularly competitive grants performance) against the Australian Technology Network (ATN) and other Australian universities.
- QUT participates in the National Survey on Research Commercialisation which benchmarks QUT against both Group of Eight and ATN universities.
- The Faculty of Business undertook significant benchmarking activities throughout 2010, with its second re-accreditation review with EQUIS (Europe), as well as its maintenance review of accreditation with AACSB (US) both taking place and culminating in separate international peer review visits in the latter half of the year. Both visits resulted in positive reports and the final re-accreditation decisions will be communicated to the Faculty in December.
- The Faculty of Business has continued with the implementation of Assurance of Learning (AoL) across undergraduate, postgraduate and research programs. The AoL program was highly commended by the re-accreditation peer review teams.
- As one of only 10 business schools around the world, the Faculty of Business has been participating in a three-year study which seeks to define, measure and identify strategies for research impact, with a view to the development of an accreditation standard for AACSB.
- QUT and other ATN universities worked with Agility Consulting to prepare for the Federal Government's Sustainable Research Excellence staff survey and transparent-based costing exercise.
- QUT, in consultation with the University's ERA Working Party, successfully submitted its ERA portfolio to the ARC.

PEOPLE AND CULTURE PLAN



Dr Carol Dickenson, Registrar

HIGHLIGHTS

- **The new Student Academic Management System (SAMS) went live successfully** during the year. Business continuity was maintained during the transition. The new system offers enhanced functionality for students and staff.
- **QUT successfully launched a new online staff recruitment system, eRecruit**, and revamped its employer strengths of 'respect, rewards, relevance', to maximise the ability to target, attract, efficiently respond to and appoint quality candidates.
- **The University's Energy Management Program**, a component of QUT's growing and successful Sustainability Program, continues to deliver outstanding results, with energy consumption (KWH/m²GFA) now 21 per cent below 2005 levels. The program, which this year was 'highly commended' at the 2010 Australian Universities Towards Sustainability *Green Gown Awards*, is saving \$1.1 million or 10 700 tonnes of carbon each year with accumulated savings approaching \$3.9 million.
- **QUT successfully organised and hosted the Twelfth International Asia Pacific Student Services Association Conference.** A parallel student conference was also organised. This conference was attended by 328 professional staff, academics and students from across Australia and 10 other countries (including 55 delegates from China).
- **The Diversity and Structural Adjustment (DASA)-funded Adult Learner Social Inclusion Project** delivered early positive results during 2010 including a 50 per cent increase in the number of adults enrolling in pathway programs. Fifty-five per cent of learners were from low socioeconomic status (SES) backgrounds; there were significant improvements in retention levels in our partner institutions of up to 25 per cent; as well as 1500 additional adult learners from low SES and diverse backgrounds attending on-campus events at universities.
- **More than 2800 applications were received for the QUT Equity Scholarships Scheme** and about \$3 million was distributed in the form of equity scholarships, bursaries and computers.
- **2010 saw successful conclusion of negotiations** for the replacement academic and professional staff enterprise agreements. Both agreements have been endorsed by staff, and approved by Fair Work Australia.
- **Refurbishment of S and O blocks and the Library at Gardens Point were completed**, delivering a range of state-of-the-art teaching and learning spaces.
- **The relevance and value of both the Early-Career Academic Recruitment and Development (ECARD) and Middle-Career Academic Development (MCAD) programs** were again highlighted, with the success of program graduates continuing to increase. The 2010 promotion pool to senior lecturer consisted of 20 per cent of MCAD graduates and 40 per cent of ECARD graduates;

and 33 per cent of Associate Professor promotions were MCAD graduates.

- **Online ELMO Learning health and safety modules**—University Health and Safety Induction, QUT Laboratory Safety, and the Office Safety and Manual Handling Tasks training—were launched during 2010. Online courses provide greater reach, access and flexibility in mandatory and critical health and safety training, resulting in a high number of individuals completing the modules during 2010.

OUTCOMES AND ACHIEVEMENTS AGAINST OBJECTIVES OF PLAN

Objective 1. Leadership and management

Leadership

A number of programs were offered in 2010 to provide an opportunity through workshops, networking and reflection for leaders to increase their capabilities in order to effectively lead and develop themselves and their staff. These included:

- Transition to Supervision
- Team Leadership Program (TLP)
- Strategic Leadership Program (SLP)
- Women in Leadership (WIL)
- Senior Leadership Group Annual Conference.

In 2010, the Senior Management Development Program was renamed the Senior Leadership Development Program (SLDP) to highlight expectations of the University's senior group to not only provide effective management but also focus their efforts on provision of strong leadership to staff in their respective areas. A new framework also was introduced to support the SLDP, addressing three important areas of focus: fostering leadership learning networks, strengthening leadership teams, and supporting individual development needs.

All other leadership development programs were oversubscribed this year, with increased participation levels from all staff groups.

Workforce planning framework

A critical component of strategic planning is ensuring that QUT's workforce is aligned with the future directions defined in the Blueprint. Workforce planning facilitates this by defining our future desired workforce and identifying strategies that will assist in achieving that workforce.

The 2010 Workforce Planning Review focused on four key workforce priorities for the period 2011–2013:

- academic workforce regeneration
- workforce profile (growing academic capacity)
- strengthening research capacity and capability
- strengthening leadership capability.

Key performance indicators (KPIs) included progress on identified targets for Indigenous staffing and women in senior positions and key strategies for achieving future targets.

The Indigenous Employment Strategy continued to increase Indigenous staff numbers during 2010. The proportion of Indigenous staff was 1.2 per cent against a target of 1.4 per cent. There were 55 employees (17 academic and 38 professional) identifying as Indigenous by December 2010.

The percentage of senior women continued to increase, up slightly in 2010 to 36.2 per cent against the 2010 target of 38 per cent.

Faculties and divisions considered workforce strategies within the framework of capacity, capability and culture (capacity: both actual number and deployment of positions; capability: knowledge and skill; and culture: fostering successful service delivery and engaging the workforce).

For 2010 the University recorded a full-time equivalent (FTE) staff establishment of 4336 (full-time/ongoing: 3590; casual: 746).^{*} The permanent retention rate was 85.2 per cent with a permanent separation rate of 19.7 per cent.

Workforce initiatives to ensure skills and knowledge were retained and enhanced including:

- staff development strategies:
 - ECARD, MCAD, and Sessional Career Advancement Development program (SCAD)
 - managing staff performance through the PPR for Supervisors program
 - change management capability
- recruitment strategy aimed at streamlining the application processes and orientation of new staff
- retention strategies such as:
 - reward and recognition programs including the Vice-Chancellor's Performance Fund and the Vice-Chancellor's Awards for Excellence
 - workload management strategies for academic staff
 - management support and engagement strategies for sessional academic staff
 - succession planning for key senior management positions.

Reward and recognition

Eighteen Vice-Chancellor's Excellence Awards (with a total value of \$205 000) were presented to staff across individual and team academic, professional and senior staff categories. No financial rewards are provided to successful senior staff.

Two hundred and twenty-six Vice-Chancellor's Performance

Fund Awards of \$5000 for outstanding individual performance were made across all faculties and divisions, with another 41 awards presented to outstanding teams.

Industrial relations

The terms and conditions of employment for the University's senior, academic and professional staff are provided for within the relevant industrial instrument listed below:

- QUT Employee Collective Agreement (Senior Staff) 2009–2012
- QUT Enterprise Bargaining Agreement (Academic Staff) 2005–2008
- QUT Enterprise Bargaining Agreement (Professional Staff) 2005–2008.

These agreements are supported by a range of policies, procedures and guidelines.

Objective 2. Scholarship

Support for staff engagement in scholarly and professional activities

The SLDP once again provided senior staff with opportunities to hear guest speakers at VC Forums, network and receive briefings on senior leadership and sector issues, and participate in the Senior Leadership Group Conference.

Advice and support was also provided for other development opportunities such as Universities Australia and the Association for Tertiary Education Management programs, the Study Assistance Scheme, Professional Development Program and Professional Development Leave schemes.

Strengthened enrolment profile

There was an increase in applications of 62 per cent from OP1 students and 61 per cent from OP2 students for Vice-Chancellor's scholarships in 2010 compared to 2009 (see table 1, page 26). The College of Excellence provided a suite of high-quality activities for merit-based scholars and other academic high-achievers to promote involvement and capability building. Activities included an orientation camp, support to attend various national and international conferences, a workshop with the International Director of the Rhodes Scholarship Foundation, and presentations by a range of speakers prominent in their fields.

^{*}This data was compiled using the accepted Commonwealth Government calculation methodologies for university staffing.

Table 1: OP breakdown of VC scholarships applications received

	2010	2009	2008
OP1	91	57	30
OP2	92	56	21
OP3	4	1	2

N.B. The OP breakdown illustrates some outstanding results reflected in a 62 per cent and 61 per cent increase of OP1 and OP2 students respectively from 2009. OP3 figures have been included as these represent students who applied as elite athletes and therefore have an OP eligibility of 1–5.

Public recognition of high-performing students and alumni across the University

A number of awards were presented during 2010:

- **Outstanding Alumni awards** – One Chancellor's outstanding alumnus, seven faculty awards, two outstanding young alumni and two special excellence awards were presented at the Outstanding Alumni awards ceremony in July 2010.
- **Student leadership awards** – Ten student leadership awards were presented by Alumni in June 2010, one to the Student Leader of the Year and nine Excellence Awards.
- **Alumni Service Awards** – Two alumni service awards were presented at the Alumni Volunteer Reception in October 2010 to alumni who have contributed to the University and alumni community over many years.

A number of award nominations were submitted in 2010:

- Queen's Birthday Honour nominee and recipient: Professor David Gardiner, AM
- Australia-China Alumni Awards nomination and recipient: Dr Fran Han, Built Environment and Engineering QUT Alumnus.
- Queensland-China Education and Training Awards for Excellence nomination and recipient: Alumni of Year award to Dr Fran Han
- Advance Emerging Leaders Summit New Delhi nomination and attendee: Miresh Sheth, QUT Alumnus India.
- Queenslander of the Year submissions: Dr William Francis (Bill) Robinson, AO (resubmission)
- Two nominations made for Young Queenslander of the Year: Alissa Phillips in 2010 and Michael D'Onofrio in 2011
- Three Honorary Doctorate nominations prepared.

Objective 3. Supportive environment

QUT has a number of initiatives in place such as the enterprise agreements and policy provisions that support positive work-life balance, for example:

- flexible hours and variable hours arrangements – a staff member can request to vary their span of hours or their work pattern to suit their individual circumstances

- reduced working year scheme – a staff member can 'purchase' up to an additional eight weeks annual leave per year
- leave entitlements – generous maternity leave and partner leave entitlements are offered to staff, along with additional personal leave entitlements to assist with 'carer' requirements*, and special leave to serve with community groups including the Australian Defence Force and State Emergency Services
- job sharing (professional staff) – voluntary arrangement where staff share a position, with each staff member working on a part-time basis
- workload allocation guidelines.

Work is currently underway to formalise additional work-life balance arrangements which are encouraged, and in place, on an ad-hoc basis throughout the University, including working-from-home arrangements. Initiatives such as the 'Go mobile' project which allow employees to work remotely are assisting in this regard.

QUT also supports work-life balance through the provision of a staff wellness program. The *Wellness Matters* program, open to all staff, promotes the value of integrating work-life balance with workplace culture and individual engagement in wellness activities, to enhance individual and collective productivity and performance exists at the University.

In addition, QUT is subject to a complex range of workplace health and safety requirements for staff, students and visitors. As such, a comprehensive health and safety governance framework, incorporating the relevant legislative instruments, along with supporting policy and guidelines, exists at the University.

In 2010, following approval of the Australian Taxation Office, QUT conducted an Early Retirement Scheme (ERS) for academic staff to assist in the regeneration of the academic workforce and the realignment of our workforce capabilities to build our research capacity in selected areas and to strengthen the University's reputation for quality teaching. The ERS was also open to grounds maintenance staff and cleaners within the Facilities Management Department of the Division of Administrative Services. For a number of years, the University has been transitioning to an alternate service delivery model for these services and the ERS was made available to these staff to assist with this transition. A total of 50 staff applied for and were accepted through the ERS with the majority of these staff leaving the University in December 2009.

*QUT supports the Queensland Carers Charter as detailed in the *Carers (Recognition) Act 2008*, through the flexible work practices and remote access facilities available to our staff. QUT ensures staff are provided with relevant information and support as required.

There were a small number of positions across QUT made redundant during 2010 due to small-scale change processes and efficiency improvements assisted by system and process improvements.

Positive experience for all staff

An online web-based 'Welcome to QUT' Orientation module was introduced to support the face-to-face 'Welcome to QUT' morning tea and expo sessions. This module ensures that all new staff have access to relevant information immediately, assisting with a smooth transition into their new role with QUT.

Work continued with faculties and divisions to provide appropriate performance, planning and review (PPR) training programs to encourage maximum participation, and support supervisors in ensuring their staff receive optimum benefit from the PPR process. PPR conversation vignettes have been filmed to use in 2011 for both academic and professional PPR workshops. An online PPR module to assist employees as soon as they start at QUT is also being developed.

Behaviour and Culture

Work continued with faculties and divisions to address issues of inappropriate behaviour and incidents of misconduct.

Policies and guidelines that are conducive to a supportive work environment for all staff, including the IT Protocol Policy and revised Staff Code of Conduct and new Student Code of Conduct and Student Discipline framework, continued to be developed.

An online Code of Conduct module is being developed to guide all staff and visitors in making ethical decisions and to act in accordance with QUT's expectations of responsible behaviour.

In 2010 a range of seminars and workshops addressing diversity and anti-racism were attended by staff across campuses. In addition to support for Harmony Day, QUT trialled an East-West Fest and other cultural activities to encourage greater social interaction and understanding between international and domestic students.

Staff wellness program

The QUT Wellness Matters Program continued to gain momentum with an improved uptake of services. The revised communication plan incorporating the 'Wellness Matters' newsletter and Wellness Ambassador Initiative has been a significant contributor to the program's continued success. In particular, the Health and Fitness Appraisal initiative has been extremely successful, with some department heads offering to fund an appraisal for their staff as part of a local focus on health and wellbeing.

Positive student experience

Major themes were extracted from recent student experience surveys and examples of key actions responding to identified areas of dissatisfaction have been documented on the Your Feedback website.

Service improvements during 2010 included:

- pilot language and learning support programs in the faculties of Business and Health
- a Student Financial Assistance Helpline. A business process review of the Student Financial Assistance Scheme was conducted
- scholarships management coordination, administration processes and communication
- increased support and more targeted career development workshops for HDR students as a result of feedback received from students and the Research Student Centre
- peer-led pre-departure briefings for international students in 10 countries and 18 cities in 2010, coordinated and advertised through QUT agents and partner institutions overseas. More than 230 new students attended and feedback from agents and partners was extremely positive indicating their ongoing commitment to the program.

Objective 4. Diversity. QUT will foster a culture that values diversity including actions that are in the spirit of reconciliation.

Staff diversity

Through the State government's Indigenous Employment and Education Initiative, 10 Indigenous professional staff members are undertaking a Certificate IV in Management. The Indigenous Employment Reference Group, chaired by the Deputy Vice-Chancellor (Academic), continues to identify strategies to best support increasing Indigenous academic staff numbers at QUT.

Student diversity

Numbers of commencing students identified as low SES crossed the 15 per cent mark (2013 target), more than 1.2 per cent higher than 2009, with an increase of just over 170 students.

Commencing Indigenous student representation returned to just over 1 per cent, higher than 2009 and more than 20 extra students, recovering from an inexplicable slump in 2009.

Commencing rural student representation increased by 1 per cent from 2009 with an extra 140 students.

The University has approved five outreach activities and three support activities as part of our Widening Participation Project. A pilot program 'Applied Skills for Year 11s' was trialled in 2010 with four low-SES schools in the Caboolture Region. Seventeen students completed and passed the program and an evaluation is being completed. Workshops have also been delivered in the area to mature-age prospective students through links with TAFE providers.

Objective 5. Partnership and Engagement.

Assisting alumni to develop a lifelong relationship with QUT

Contactable alumni continued to increase this year from 115 731 at December 2009, to 123 321 in December 2010.

Two editions of QUT Alumni magazine, *QUT Links*, were posted to all mailable alumni—121 120 in February and 123 321 in September 2010. The monthly Alumni electronic newsletter for December went to 43 885 alumni. The Facebook site has 2454 members; Alumni Linked-in has 2831 members and the website has an average of 10 473 hits a month.

There were some 4500 event attendances in Brisbane, interstate and overseas. The Golden Graduates Morning Tea was attended by 484 people and 378 attended the Outstanding Alumni Awards. There are 22 alumni groups and chapters located in Australia and internationally. The most recent Alumni group approved by Alumni Board is the School of Accountancy Honours Alumni Group. Four hundred alumni attended events held in eight overseas locations from London to Dubai, Papua New Guinea and numerous other locations in Asia.

Engagement

In 2010 QUT's Engagement Framework was revised to reflect the increased involvement of all university areas in setting the strategic direction and priorities for engagement and embedding practices in core university business.

Engagement Innovation Grants continue to provide seed funding for innovative practical engagement projects working to strengthen QUT's links with its various communities. In 2010 the scheme attracted 64 expressions of interest with 22 projects invited to the full application stage. Five projects received grants of up to \$30 000 to support diverse projects in education, innovation, Indigenous culture and understanding, and STEM professions.

The Mary and Carl Leonard International Relations Award was established with a generous gift of \$280 000 to assist eligible students or early-career researchers to become ambassadors for change in lesser developed countries.

A culture of partnership, engagement and collaboration is actively pursued by each faculty, institute and division. In 2010, key activities and initiatives that highlight this commitment to partnering and engaging with the wider community include:

Cross-faculty

The faculties of Built Environment and Engineering, Science and Technology, and Education continue to collaborate in support of QUT's STEM investment. Activities have included QUT STEM open days, the Science and Engineering Challenge for Schools, Discover STEM workshops, Extreme Science and Engineering vans, Australian Youth Aerospace Forum and National Youth Science Forum.

Built Environment and Engineering

NASA astronaut, Australian Dr Andy Thomas, visited QUT in August as part of the Faculty's Australian Engineering Week program designed to inspire and inform young people about careers in engineering.

Business

Ms Laurie Cowled gifted \$200 000 which will, with a matching contribution from QUT, fund a perpetual scholarship for Indigenous students. Coca-Cola and Bechtel have also confirmed sponsorship for internship and equity scholarships for Indigenous business students. An endowment was established in honour of retired Business Faculty lecturer, Su Mon Wong, a pioneer of marketing education in Australia.

Creative Industries

QUT Fashion students opened the Fleet Store in the Wintergarden in the Queen Street Mall. The store featured the work of current QUT students, as well as up-and-coming designers being mentored and supported by QUT Creative Enterprise Australia (CEA).

Education

The Bachelor of Education's Service-Learning Program, which aims to develop social responsibility in students through voluntary community service to a community organisation, was expanded in 2010 to include more than 80 organisations and 248 students.

Health

The Wound Management Innovation CRC was established, receiving \$28 million in Federal Government funding over eight years and a total of \$100 million including community and partner support. QUT's School of Nursing and Midwifery will collaborate with a range of partners to investigate chronic wound care strategies and prevention.

Law

The Intellectual Property and Technology Law Clinic, a joint initiative between the School of Law and the Queensland Public Interest Clearing House (QPILCH) was launched by the Chief Justice, Paul de Jersey in June. The clinic is staffed by volunteer lawyers and provides free legal advice to members of the creative and arts communities, a pro-bono referral service to participating law firms for more complicated issues, and a student clinic providing legal research support (as an elective unit).

Science and Technology

The QUT Innovation Space, an entrepreneurial learning space where students develop real-world skills in transitioning initial concept ideas into products of the future, was officially launched in July.

Caboolture campus

The campus hosted a range of activities to support the Widening Participation initiative, including Indigenous careers fairs, arts and robotics days, year 10 experience day, experience uni day and student business competition.

Institute for Creative Industries and Innovation (iCi)

The Independent Music Project hosted by the iCi and bringing together industry professionals and talent with researchers from across the University, is partnering with Brisbane's most successful independent labels to create a living history of Brisbane's independent music scene.

Institute of Health and Biomedical Innovation (IHBI)

Dr Mick Adams (recipient of the 2010 Chancellor's Outstanding Alumnus Award) commenced as the Indigenous Coordinator for the Program of Experience in Palliative Approach at IHBI. Dr Adams will provide expertise and advice to ensure through the program that all Australian communities have adequate access to culturally appropriate end-of-life care.

Information Security Institute (ISI)

ISI held an open day in October to showcase its research strengths internally to the QUT community and externally to government and industry in October.

Institute for Sustainable Resources (ISR)

ISR continued to manage the Samford Ecological Research Facility, developing a site-based management plan outlining QUT's obligations as owner and land user. The institute also held its fourth annual Community Information Session in July, which was attended by more than 80 people from the community, local government and QUT.

Objective 6: Future readiness. QUT will cultivate a culture of continuing organisational, personal and career development, and dynamic workforce planning.

Following the review of the workforce planning process, a revised strategic workforce planning framework, which adopted a more strategic approach to workforce planning and an improved consultancy service to clients, was implemented. This has resulted in a more focused and participative approach. Key outcomes of the annual workforce planning process include the ability to adopt a more future-focused approach in identifying specific workforce issues, to consider appropriate workforce strategies and to allow clients to accurately report on their performance against key strategic priorities.

BENCHMARKING ACTIVITIES

The QUT-sponsored Universities HR Benchmarking Program measures human resource performance indicators such as academic promotion application rates and success rates, recruitment rates and applications, staff turnover, unscheduled absence, and comparative staff ratios. Key issues are^[1]:

- the QUT academic promotion rate of 7.7 per cent is higher than the sector average of 4.3 per cent for 2009 and has remained consistently higher for each of the previous five years.
- employment cost as a percentage of revenue at 49.2 per cent is lower than the sector average of 52 per cent. A downward trend is notable from 55.7 per cent in 2008 to 49.2 per cent for QUT.
- Fixed term contracts (total) increased by 8.5 per cent over the past five years for the sector and by 11.4 per cent for QUT.

A customer service benchmarking exercise was conducted between February and March 2010 and involved 52 tertiary education institutions across Australia. The exercise focused on telephone enquiries and measured getting through, service delivery and customer satisfaction. As a result QUT has reduced the length of its greeting message from 33 to 20 seconds to improve average connection time and an enhanced orientation checklist has been developed for Student Information Services staff.

Student and staff equity data is routinely benchmarked against past performance, against other universities, and against aspirational targets. The equity international benchmarking group (University of Melbourne, The University of Queensland, Auckland University, University of Western Australia, Nottingham University, University of British Columbia, and QUT) continues to collaborate and compare data and strategies.

^[1] Data is based on most recent report, *2010 Universities HR Benchmarking Program*, which is based on the reporting years of 2005–2009.

FINANCE AND INFRASTRUCTURE PLAN



Mr Stephen Pincus, Executive Director
(Finance and Resource Planning)

- **The University produced a solid financial result** for 2010 with an operating surplus of \$47.2 million resulting in an operating margin of 6.5 per cent.
- **QUT commenced construction** of the Science and Technology Precinct and Community Hub at Gardens Point, involving the demolition of three buildings and decanting of staff and facilities to other locations at the campus.
- **Building and refurbishment projects** at Gardens Point included the A Block refurbishment, O Block workshops upgrade, S Block student learning space upgrade, S Block faculty accommodation, U Block refurbishment, Z Block student area improvements and the V Block Library upgrade.
- **Other major infrastructure achievements** included completion of the Australian Research Centre for Aerospace Automation at Brisbane Airport.
- **Negotiations were progressed** in 2010 to transfer the closed Carseldine campus to the Queensland Government in early 2011 in exchange for freehold title of a parcel of land at Gardens Point.
- **Key information technology developments** included implementation of the Student and Academic Management System (SAMS), delivery of new teaching and collaboration spaces that support interactive and flexible learning practices, and implementation of a new budget tool designed to improve financial management.

OUTCOMES AND ACHIEVEMENTS AGAINST OBJECTIVES OF PLAN

Objective 1. Responsibly deploy resources and infrastructure in support of University ambitions and priorities.

QUT renewed its institutional plan, the *QUT Blueprint*, with the new plan being approved by QUT Council in October 2010. The renewal included a rationalisation of the planning framework resulting in the removal of one layer of plans. The University key performance indicators (KPIs) were revisited in light of the new Blueprint and the Australian Government's proposed compacts and performance funding arrangements.

In 2010, QUT commenced construction of the Science and Technology Precinct and Community Hub at the Gardens Point campus. This project is the largest capital development in the history of QUT. The University was successful in gaining significant external funding for this development from the Australian and Queensland governments and a philanthropic donation. Works during 2010 included the demolition of three buildings on the site, and the fit-out of L Block adjacent to the building site to accommodate food outlets and the bookshop during construction.

The University recognises the potential benefits that can be gained by improvements to its planning and budgeting

processes. In 2010, a new budget tool was procured with the assistance of a vendor partner. Implementation is expected to be rolled out across the University in 2011. Significant enhancements were made to the student load planning processes through the Integrated Planning Model, resulting in quicker preparation of data for budgeting and load forecasts.

Objective 2. Support the strategic ambitions and priorities of the University, and achieve maximum productivity and comply with governance and accountability obligations.

QUT is committed to satisfying its obligations in terms of compliance and accountability. QUT received an unqualified report from the external auditor for the 2010 Annual Financial Report.

Corporate reviews of QUT's faculties of Built Environment and Engineering, Health, and Law were undertaken and work began to implement recommendations.

The University produced a solid financial result for 2010 with an operating surplus of \$47.2 million. The 2010 operating margin of 6.5 per cent was slightly higher than the Finance and Infrastructure Plan longer term benchmark of 5 per cent.

Total income for 2010 was \$729.6 million, a decrease of \$22.4 million (3 per cent), when compared to the extraordinary results produced in 2009 off the back of large capital grants, a one-off research grant and significant investment unrealised gains following the bounce back from the global financial crisis.

During 2010, the University continued to focus on diversifying its sources of income. Income from fee-paying overseas students increased in 2010 by \$14.6 million or 14.5 per cent.

Total expenses were \$682.4 million, a \$40.9 million (6.4 per cent) increase on 2009.

Employee-related expenses increased by \$37.6 million (10.2 per cent), reflecting salary increases agreed through the enterprise bargaining agreement as well as growth in staff numbers in support of University initiatives including research capacity building and QUT's aim to improve student:staff ratios to be better than the national average by 2016.

The University's net assets total \$1128.8 million, a decrease of \$1.9 million (0.2 per cent) on 2009. QUT reached agreement to transfer the closed Carseldine campus to the Queensland Government in exchange for freehold title of a parcel of land at Gardens Point campus. This arrangement will be concluded in early 2011. The Carseldine assets incurred a significant accounting impairment in 2010 causing the reduction in net assets. This adjustment was made in

compliance with Australian Accounting Standards through the asset revaluation reserve and did not impact on the operating result.

QUT's financial position remains strong and provides a very solid foundation to support the University's short- and longer term development aspirations.

Objective 3. Infrastructure (Physical and Virtual): QUT will be characterised by an integrated infrastructure which supports and facilitates QUT's high-quality learning and teaching, research, business support and community needs.

During 2010 the University spent \$114.7 million on the capital program expenditure.

Physical infrastructure expenditure included \$66 million on major projects, \$2.7 million and \$8.3 million on the deferred and general maintenance programs respectively. This expenditure represents a major commitment to the development and maintenance of high-quality infrastructure.

Major capital projects undertaken in 2010 included:

- finalising demolition of old buildings and commencement of construction of the Science and Technology Precinct and Community Hub at Gardens Point
- decanting and early works at Gardens Point including the A Block refurbishment, O Block workshops upgrade, S Block student learning space upgrade, S Block faculty accommodation, U Block refurbishment, Z Block student area improvements and the V Block library upgrade
- commencement of the Kelvin Grove Library upgrade and Creative Industries digital equipment upgrade, partly funded by the Better Universities Renewal Fund
- continued investment in off-campus facilities including the construction of the Mackay Renewable Biocommodities Plant Project, and completion of the Australian Research Centre for Aerospace Automation at Brisbane Airport.

The University commenced planning for the construction of Creative Industries Stage Two in the Creative Industries Precinct.

Expenditure on the IT virtual and information program was \$36.9 million including information technology projects, support and maintenance activities, and library resources. Major developments for the 2010 AMP (IT) program included:

- implementation of SAMS
- delivery of new teaching and collaboration spaces that support interactive and flexible learning practices

- doubling of QUT's super-computing capacity through the allocation of \$200 000 from the Queensland Cyber Infrastructure Foundation and a matching contribution from QUT
- sustainable IT initiatives that realised in excess of 50 tonnes of CO₂ in green savings
- procurement of a new University-wide budget tool and selection of a vendor partner assisting the design, development and implementation.

Further information on information technology developments is outlined in the 'Information Technology Strategy' later in this annual report.

BENCHMARKING ACTIVITIES

QUT participates in sector-wide benchmarking activities with more than 50 institutions under the Tertiary Education Facilities Management Association, including areas such as maintenance, waste management, energy consumption, security, parking and water consumption.

The QUT Bookshop participates in an annual survey by the Australian Campus Booksellers Association of campus bookshops' performance across a range of measures.

QUT also compares its performance towards its KPIs against sector and university groupings.

PERFORMANCE AGAINST THE FINANCE AND INFRASTRUCTURE KPIS

The following results were recorded for the financial KPIs identified in the Finance and Infrastructure Plan:

- operating margin (unadjusted) was 6.5 per cent compared to the budget target of 8.4 per cent
- employment costs as a percentage of revenue were 55.9 per cent where a target of below 60 per cent is desirable
- economic dependency on Australian Government funds of 60.1 per cent was below the target of 62.4 per cent
- liquidity ratio of 2.7:1 was above the target of 2.1:1 due to the obligation to maintain funds in secure and liquid investment products from the large grant funds pertaining to commercial, research and capital projects which were received in advance
- student technology access KPI exceeded the target in 2009 with a result of 4.2 compared to a target of 4.7.

INTERNATIONAL STRATEGY



Mr Scott Sheppard, Deputy Vice-Chancellor
(International and Development)

HIGHLIGHTS

- **Commencing total EFTSL fee paying overseas students (FPOS) represented 20.9 per cent** of all commencements and exceeded the University key performance indicator (KPI) of 17 per cent for 2010. (Source QUT Corporate Reporting [QCR] September 2010)
- **International higher degree research (HDR) enrolments increased to 578**, an approximate increase of 20 per cent on 2009. (Source QCR September 2010)
- **In terms of diversity, FPOS enrolments were sourced from more than 100 countries in 2010.** Undergraduate and postgraduate FPOS enrolments accounted for 56.5 per cent and 42 per cent of FPOS enrolments respectively. Non-award FPOS enrolments accounted for the remainder.
- **QUT International College established an International English Language Testing System (IELTS) Centre in 2010.** The centre provides testing services for IELTS examinations of English language jointly managed by IELTS Australia, the British Council and Cambridge ESOL.
- **QUT students were recipients of prestigious and highly competitive outbound awards:** a Fulbright Scholarship (one student, Faculty of Science and Technology), a Queensland Rhodes Scholarship (one student, Faculty of Built Environment and Engineering), and a Prime Minister's Australia Asia Endeavour Awards for outbound mobility (one student, Faculty of Business).
- **Forty-one new International Cooperation Agreements (ICAs) were negotiated in 2010**, including ICAs with universities in Croatia and Finland for the first time.
- **The Faculty of Business has secured EQUIS re-accreditation** for the maximum term of five years.
- **QUT formally hosted 92 official international delegations in 2010** with visitors from 36 countries.

OUTCOMES AND ACHIEVEMENTS AGAINST OBJECTIVES OF THE PLAN

Objective 1. A global outlook.

International commencing EFTSL (equivalent full-time student load), as a proportion of all commencing EFTSL, represented 20.9 per cent in 2010, an increase over the 2010 target of 17.0 per cent.

This percentage figure of 20.9 per cent is drawn from the September 2010 QUT Corporate Reporting portal and includes QUT International College students. Excluding the QUT International College, the fee-paying overseas commencing EFTSL for 2010 was 19.4 per cent of **all** commencing EFTSL.

Prepare students to live and work globally

The total number of formal **outbound exchange** QUT students in 2010 was 176. There has been an increase in the number of applications for formal outbound exchange from 345 students for exchange in 2010 to 588 students applying for exchange in 2011. The introduction of University-wide initiatives for outbound experiences and the growing numbers of overseas partner institutions has encouraged more QUT students to apply in 2010. QUT secured funding from Australian government specific programs for outbound mobility including the Endeavour Awards, Australia University Mobility in Asia and the Pacific (UMAP), Cheung Kong Student Exchange, and the Endeavour Student Exchange Program. The amount of funding from these programs totalled \$210 000.

The total number of students undertaking **short-term outbound mobility** in 2010 was 275. This includes group-based short-term study tours and faculty-supported initiatives. Programs included public health placements in Vietnam, China and India; teaching practicum placements in the USA; and a demonstration moot court in Malaysia.

Three QUT students received prestigious and highly competitive awards for outbound mobility including the Prime Minister's Australia Asia Undergraduate Award (Faculty of Business student), Queensland Rhodes Scholarship (Faculty of Science and Technology student), and Fulbright Scholarship (Faculty of Science and Technology student).

Three Faculty of Business students received the Silver Award (second place) in the 2010 Hong Kong Polytechnic University Entrepreneurship and Innovation Global Business Challenge, which attracted 180 international teams.

Two Built Environment and Engineering students supported by AusAID received awards under the Prime Minister's Pacific Australia Awards program.

The Faculty of Health received notification in 2010 that a student from the Hanoi School of Public Health was awarded a prestigious Prime Minister's Australia Asia Endeavour Award to undertake PhD studies at QUT commencing in 2011.

The Confucius Institute at QUT provided short courses on Chinese language and business practices and courses were delivered to cohorts from the Faculty of Business.

An international festival and celebrations program on the Gardens Point and Kelvin Grove campuses during 2010 celebrated the University's cultural diversity. The East-West Festival, which was piloted in 2010, aims to meet the demand for, and value of, international students and local students, and provide them with opportunities to feel more socially connected and share and celebrate cultural diversity.

Attract and retain a diverse and academically able international student cohort at QUT

In terms of diversity, FPOS enrolments were drawn from more than 100 source countries in 2010. Undergraduate and postgraduate FPOS enrolments accounted for 56.5 per cent and 42 per cent of FPOS student enrolments respectively. Non-award FPOS enrolments accounted for the remainder.

Enrolments of international HDR students increased to 578 (at 19 September 2010), which is approximately a 20 per cent rise on 2009. Growth was evident across all faculties, but significant for Science and Technology, Built Environment and Engineering, Health, and Education.

The Faculty of Business appointed four Language and Learning Advisors (LLAs) to work with international students on academic and language skill development. At the faculty level, LLAs delivered language development programs focusing on generic aspects (for example, pronunciation, grammar). This initiative is in collaboration with QUT International Student Services.

The Faculty of Health Language and Development Program continued to offer training and development to international HDR students in the Faculty.

In October 2010 QUT International College opened an IELTS testing centre that provides testing services for the International English Language Testing System.

Develop strategic initiatives to enhance institutional capacity building and cohort enrolments

There was commitment to quality assurance and financial viability of QUT's transnational programs in Hong Kong for a Master of Lighting, Malaysia for a Bachelor of Early Childhood Education and Singapore for a Bachelor of Justice Studies. The Master of Lighting in Hong Kong was discontinued in 2010.

The Faculty of Education with the Jiangsu Australia Education Centre conducted immersion programs in teaching English as a second language, for teachers from the Jiangsu Provincial Department of Education in the People's Republic of China, as well as Panyu Municipal Department of Education and Sookmyong Women's University of South Korea.

Promote international research links that deliver significant opportunities for funded research projects and research student recruitment

The Institute of Health and Biomedical Innovation (IHBI) hosted the Australian-Canadian Prostate Cancer Research Alliance Meeting bringing together Australian and Canadian researchers. Professor Ross Young and Professor Michael Dunne led a visit to Vietnam to promote research and development in public health. The Queensland-British

Columbia Drug Discovery Alliance between the Australian Prostate Cancer Research Centre, Griffith University's Eskitis Institute and Canadian institutions, the Centre for Drug Research and Development and the Vancouver Prostate Centre was established. In addition, the Queensland-Canada Spinal Cord Injury Alliance was formed with a one million dollar Queensland government grant under the National and International Research Alliances Program. The alliance is between IHBI and the Rick Hansen Institute in Canada. IHBI's Visiting Research Program funded seven international researchers from the United States, the United Kingdom, New Zealand, China and Germany in 2010.

The Information Security Institute was awarded the Australian Academy of Science Australia-Germany Research Mobility Program to commence in 2010.

The Institute for Sustainable Resources and QUT hosted the nineteenth World Congress of Soil Sciences in August. The Congress attracted 60 soil scientists from around the world.

The Australian Centre of Entrepreneurship Research was established and accepted as an Australian partner in the Global Entrepreneurship Monitor, an influential policy-orientated research program for entrepreneurship.

The Australian Research Centre for Aerospace Automation (ARCAA) was launched in September with announcements on unmanned aerial vehicle civilian collision avoidance technology and airspace management under the Smart Skies project. This is a \$10 million joint research project with Boeing Research and Technology, CSIRO and Insitu Pacific.

In November 2010, ARCCA received an award from the Business Higher Education Round Table as Australia's Best Research and Development Collaboration.

Objective 2. Secure international respect and recognition of QUT's courses and capabilities.

Seek and secure recognition by partners, governments, peers, employers and relevant professional bodies

The Faculty of Business completed its reaccreditation visits for recognition by both the Association to Advance Collegiate Schools of Business (AACSB) in the United States and the European Foundation for Management Development (EQUIS). This, combined with the accreditation received through the Association of MBAs, has ensured that the Faculty has retained its title as the first Australian business school to be granted triple international accreditation.

QUT Creative Enterprise Australia held an inaugural international forum that attracted delegations from Taiwan, Singapore, China and Hong Kong. It provided insights from the world's leading creative entrepreneurs including founder of wotif.com, Graeme Wood, and CEO of Reading Room, Margaret Manning.

The Faculty of Education secured funding for an Australia – EU project, 'Intercultural Dialogue for Global Leadership and Citizenship in Early Childhood Education'. The Faculty is the Australian lead institution in a consortium of three Australian and three European universities.

The Faculty of Built Environment and Engineering also secured funding for an Australia-EU Project 'Designing the New World: Developing Architectural education in response to climate change'. QUT is a member of a consortium of three Australian universities (with RMIT as the lead Institution, and UTS) and three European universities. Six QUT students and nine QUT academic staff will be funded for mobility from 2011 to 2013.

The International Council on Alcohol, Drugs and Traffic Safety (ICADTS) presented the Centre for Accident Research and Road Safety – Qld with the ICADTS Institutional Widmark Award, which is for individuals or organisations that have made outstanding, sustained and meritorious contributions to the international field of alcohol, drugs and traffic safety.

Forty-one new International Cooperation Agreements were signed in 2010. The universities are located in Europe, the Americas, North Asia and South-east Asia, and the Middle East.

The Queensland Government's QETI (Queensland Education and Training International) awarded the 2010 prize for 'International Student of Year' to a HDR student of the Faculty of Science and Technology.

The Confucius Institute at QUT has developed significant relationships with the National Office for the Teaching of Chinese Language (Hanban) of the People's Republic of China and with education organisations in Jiangsu Province. The institute at QUT received the Outstanding Confucius Institute Award in Beijing on 11 December.

The China Scholarship Council of the People's Republic of China and QUT hosted Queensland's first 'Study in China Exhibition', promoting opportunities for Queensland students to study at universities in China. A total of 23 leading Chinese universities exhibited at the Gardens Point Theatre.

Professor Nathan Efron was presented with the American Academy of Optometry Glenn A Fry Lecture Award, a prestigious award for optometry research.

The Division of International and Development managed 92 official international delegations and visitors to the University. This involved a total of 383 persons from 36 countries.

Develop strong mutually beneficial relationships with international alumni

QUT has seven formal international alumni chapters, and affiliations with international alumni associations including the Australia-China Alumni Association, Australian Alumni Singapore, Malaysian Australian Alumni Council, Federation of Australian Alumni Associations Hong Kong and the Australian and New Zealand Studies Association of North America. Alumni functions were held in conjunction with international graduation ceremonies in Malaysia, Hong Kong, Singapore and Taiwan. The outgoing President of the Singapore Chapter, Andy Tan, was awarded an Alumni Service Award for his dedication and voluntary service.

Dr Fran Han, (Faculty of Built Environment and Engineering) was recipient of the 2010 Australia-China Alumni Award for IELTS Women in Leadership and awarded the joint Alumnus of the Year (Research) winner in the 2010 Queensland-China Education and Training Awards.

Antony Smare, a graduate of the Faculty of Law from Papua New Guinea, was awarded the joint 2010 QUT Outstanding Young Alumnus Award.

Miresh Set, a QUT alumnus based in India, attended the Advance Emerging Leaders Summit held in New Delhi.

Objective 3. Develop University-wide collaborations to promote the international agenda.

Deliver effective, coordinated international planning and implementation

The International Steering Committee provided policy advice and guidance on the key activities designed to ensure QUT's international programs are accurately positioned and supported to build long-term sustainable international programs. In 2010 this was further facilitated through the International Engagement Recruitment and Plan.

Encourage the creative use of ICT to enhance international engagement

In 2010, the Division of International and Development completed the final stage of the International Strategy Information System (ISIS) project, with improvements to the ISIS Agent Management System, ISIS Mission Management System, International Partner System, and the Student Exchange Management System.

The Student Exchange Management System provides an online application for QUT students to apply for an outbound exchange program, and workflows through to the Student Exchange Office and faculties.

BENCHMARKING ACTIVITIES

The Faculty of Business undertook major benchmarking activities for its second re-accreditation review with EQUIS, as well as its maintenance review of accreditation with AACSB, both requiring separate international peer review visits. In December the Faculty was advised that it has been re-accredited with EQUIS for the maximum term of five years.

The Faculty of Business is participating with nine other business schools globally in a three-year study that seeks to define, measure and identify strategies for research impact that will be part of the development of an accreditation standard for the AACSB.

The Division of International and Development undertook the annual Australian Universities International Directors' Forum benchmarking of international operations of Australian universities. The Division also undertook the biannual Australian Universities International Directors' Forum benchmarking of outgoing international mobility of Australian university students.

QUT, with 30 Australian universities and some 129 universities globally, participated in the International Student Barometer that assessed a range of international student experiences from pre-arrival to perceptions of teaching and learning and campus experience. The project was supported by the Commonwealth Department of Education, Employment and Workplace Relations and complements other University-wide surveys.

INFORMATION TECHNOLOGY STRATEGY



Professor Tom Cochrane, Deputy Vice-Chancellor
(Technology, Information and Learning Support)

HIGHLIGHTS

- **Implementation of the Student and Academic Management system (SAMS) in November** significantly extended the University's virtual capabilities for students, academics and administrators. Users will benefit from an unprecedented level of self-service and more than 40 automated corporate systems.
- **Partnerships were strengthened with faculties to develop innovative learning programs** that make use of virtual environments to support and engage students. Within these programs, academics adopted contemporary technologies to increase the effectiveness of pedagogical practices including web-conferencing, blogs, online discussion forums, vod-casting and interactive classroom tools.
- **QUT continued its commitment to providing teaching and collaboration spaces** that support interactive and flexible learning practices. Refurbishment of the student spaces in S Block (levels 4 and 5) and the Gardens Point Library (levels 2 and 4) incorporated brainstorming software that enables students to dynamically develop ideas and documents online.
- **Trials of interactive technology in the classroom** employed a web-based student response system that allowed students to use their mobile phones to engage in active, real-time learning with lecturers.
- **The University's super-computing capacity was doubled** through the allocation of \$200 000 from the Queensland Cyber Infrastructure Foundation (QCIF) and a matching contribution from QUT.
- **eResearch infrastructure capacity was advanced through collaboration** with key stakeholders such as the National Collaborative Research Infrastructure Strategy program, the Australian National Data Service and the Australian Research Collaboration Services. These alliances resulted in substantial funding for QUT eResearch projects such as the National Data Capture initiative and the Metadata Hub project.
- **A low-cost network was launched at the Mater Hospital precinct** in partnership with Queensland universities and the Mater Health Services. The new service enabled QUT staff and students working at the Mater to connect to the University's online resources via their wireless enabled laptops or smart phones.
- **The size and range of the QUT Library's virtual resources was substantially expanded.** eJournals, electronic databases and digital repository publications increased and the University's collection of electronic books (ebooks) grew to more than 37 000. Similar growth is expected in 2011.
- **Sustainable IT initiatives realised in excess of 50 tonnes of CO₂ in green savings** through the re-setting of printing values in student computing laboratories to double-sided and programming that placed computer screens into standby mode after 10 minutes of inactivity.

- **The IT strategy was revised in response to significant and world-wide changes in computing models.** Key trends included the implementation of IT solutions outside the normal paradigm of enterprise ownership (cloud computing), shared data centres and the leasing of server and storage computing power. Other recognised areas of rapid change were software virtualisation, the integration of voice, data and video communication and the use of social networks for business purposes. The 2011–2013 IT Strategy will guide the University's information technology direction and priorities over the next three years.

OUTCOMES AND ACHIEVEMENTS AGAINST OBJECTIVES OF IT STRATEGY (2009–2013)

The University's IT Strategy is constructed around the University's Blueprint objectives and the following report reflects that approach.

Objective 1. Build our research in selected areas.

Continued emphasis was placed on the delivery of systems and services to support QUT's research ambitions and the development of eResearch capacity. The research data management service continued to offer advice and specialised tools to researchers managing large data sets, a research support website was launched containing information on data modelling, scientific visualisation and collaboration technologies, and a series of eResearch seminars provided staff and students with skills in accessing external research data sets, getting published, navigating the patent literature, and measuring research impact.

The QCIF allocated \$200 000 to extend the capacity of QUT's super-computing resources managed by the High Performance Computing unit. This contribution was matched by QUT and enabled a doubling of computation power and a significant rise in data storage. In 2010, researchers completed more high performance computations than the accumulated total of all previous years. As the University's research profile grows, it is expected that demand for super-computing resources will escalate further with a focus on science, technology, engineering and maths developments.

The University worked with the Australian National Data Service to combine disparate collections of research data into a cohesive set of national resources. Initiatives include the Metadata Hub Project to establish information hubs at QUT and Griffith, a Data Capture Project to automate the extraction of data from scientific instruments and deposit descriptions into the Australian National Metadata Exchange Hub, and the Seeding the Commons Project that identified and described almost 600 research datasets from QUT's Australian Research Council and National Health and Medical Research Council grant projects in the period 2000 to 2010.

Substantial gains were made in the availability of online library resources and research literature. The collection of ejournals increased 17 per cent to 82 000, library databases grew five per cent to 717 and owned or leased ebooks expanded 60 per cent to 181 000 titles. Growth also occurred in the University's ePrints repository with the number of records exceeding 28 000, more than double 2008 levels. Many of these records contain full-text copy and are available to the public.

Objective 2. Strengthen our reputation for quality teaching and learning and provide among the best learning environments in Australia.

QUT maintained a focus on the integration of physical and virtual teaching facilities to support interactive and flexible learning practices. Refurbishment of the student learning areas in S Block (levels 4 and 5) and the Gardens Point Library (levels 2 and 4) incorporated brainstorming and team software that enables students to develop ideas and documents in a shared virtual space. In the classroom, a web-based response system allows students to use their mobile phones to engage in an active learning process with the lecturer.

Uptake of the Elluminate web-conferencing tool was strong among academics interested in using the system to support flexible learning and teaching approaches. More than 2000 web-conferencing sessions were created in 2010 with many operating as virtual classrooms within QUT Blackboard. The sessions were used for a range of purposes including lectures, tutorials, group activities and student collaborations. About 1000 sessions were recorded and viewed 40 000 times, highlighting the system's ability to support active learning from remote locations and just-in-time access to recordings of class material.

The Library's learning support model was further extended through the release of Studywell, a student portal providing a suite of online learning resources in the areas of information literacy and academic skills. While the website was developed to meet the needs of first-year students, it proved popular with students at all stages of their academic progression. Studywell resources were also integrated into workshops and tutorials and further supported by Study Solutions, a program that enables students to book a one-on-one appointment with a Library advisor to improve their skills in study and research.

Strong staff participation in the Law Flexible Learning Initiative Project had a positive impact on teaching and learning in the Faculty. Several academics adopted new technologies to increase the effectiveness of their pedagogical practices including web-conferencing, blogs, online discussion forums, vod-casting and interactive

classroom tools. Students reported that the use of these technologies increased their feelings of support and engagement in the learning experience.

The 2010 refurbishment of the Garden Points Library included a complete redesign of level 4 and considerable improvements on level 2. The new space on level 4 provided more than 250 student places in a variety of group and individual configurations, a 20-seat training room for learning programs and more direct access to the periodicals collection. A key element of the level 2 refurbishment was a co-location of service desks to provide students with easy access to both computing and printing support. A refurbishment of the Kelvin Grove Library is scheduled for completion in early 2011 and will result in an additional 200 seats. Both Library upgrades have expanded the designated space for individual and collaborative work and delivered increased study areas for students to use personal laptops.

The scheduled maintenance and technology upgrade of teaching and learning spaces and central computer laboratories was completed as planned. The implementation of software virtualisation in the laboratories provided students with more flexible access to specialist computing programs and the groundwork was laid for the development of an enterprise approach to lecture recording and screen sharing. The quality of centrally managed spaces was assessed against national and international benchmarks and demonstrated an averaged uptime for the student computer laboratories and central classrooms of 99 per cent.

Objective 3. Strengthen the 'real-world' positioning in teaching and research through better partnerships across internal and external boundaries.

The Australian National Data Service awarded QUT \$500 000 to undertake a national data capture initiative. The High Performance Computing Unit, research support staff and a team of research leaders will publish greenhouse gas, soil, plant, and climate data, musical and other multimedia material recorded during the Q150 Big Jam Live Music Festival and audio data collected from acoustic sensors for environmental health monitoring. These initiatives will enable QUT to further develop systems to manage and publish data in Research Data Australia, a national research discovery service.

The Library collections are now more accessible to external scholars through QUT's membership of the BONUS+ resource-sharing service. The service enables selected library material to be lent free of charge to staff and students at 11 Australian and New Zealand universities. The combined collections of the participating libraries provide a significant addition to the QUT collection.

The University's Internet streaming capabilities were confirmed in a series of Queensland government webcasts on topics of community interest. The forums, known as People's Question Time, were led by the Queensland Premier and brought together experts and government ministers in a studio setting. Members of the community were able to submit questions online in the weeks leading up to a forum, or at the time. Sessions could be watched in real-time or downloaded as a podcast. A range of issues including education, population growth, asset sales, daylight savings, the cost of living, and health services were addressed.

Innovation and best practice in research and teaching and learning were shared in four 'Making Connections' seminars. The seminars aimed to transfer knowledge and develop connectivity among academics using new research approaches or pedagogical practices to deliver improved outcomes. The seminars featured up to eight presenters who shared an overview of their innovative practice. They were well attended and will continue in 2011.

Objective 4. Integrate technology into our teaching, research, business/support functions and infrastructure

In 2010, emphasis was placed on the integration and sustainability of the information technology environment and on achieving infrastructure efficiencies. Strategic areas of development included SAMS, establishment of an architecture for the integration of the University's corporate systems, continued investigation into the external sourcing of applications and processing power (cloud computing) and an examination of the feasibility of a joint data centre with the other Brisbane universities. Special attention was given to ensuring the consistent delivery of online services through the ongoing application of the Service Management Framework.

An expansion of online self-service saw paperwork replaced with electronic forms in the research area, 'tweaks' in QUT Blackboard that enabled academic staff to customise their teaching sites, and further self-service options in QUT Virtual and StaffConnect. Use of the ASKQUT enquiry management system enabled staff and students to find the answers to 98 per cent of their questions via the system's growing knowledge base, and the electronic borrowing conditions at the Library were streamlined to enable easier self-checkouts of books and requests for inter-Library loans. Self-service was also a central feature of the new student and academic management system. The system has replaced many paper forms with electronic versions, enabled the automatic generation of student study plans and class registrations and delivered workflow-triggered electronic correspondence.

Further staff productivity gains were achieved through:

- developing an Email Management Guide and online resources to assist staff to streamline email practices and reduce email overload

- promoting collaborative tools such as Sharepoint through the delivery of additional training and resources and an upgrade to the Sharepoint infrastructure
- expanding use of web-conferencing tools such as Microsoft Live Meeting and Elluminate
- supporting significant increases in the number of staff using mobile phone platforms for email and calendar processing
- enhancing cross-institutional collaboration through the Australian Access Federation framework that facilitates trusted electronic communications within the Australian research community and tertiary education sector.

Infrastructure efficiencies included an increase in central storage and processing capacity, the expansion of software and server virtualisation to contain hardware costs, selection of a new Internet access service to improve support for innovation and collaboration, and the ongoing development of the access and identity management system to ensure fast and secure access to online services for staff, students and visitors.

Sustainability gains were realised through the resetting of the default printing value in all student computing laboratories to double-sided and programming staff computer screens to go into standby mode after 10 minutes of inactivity. These changes will save approximately three million sheets of printed paper, 50 tonnes of CO₂, 270 trees, one megalitre of water and up to 30 per cent of staff computer energy consumption.

The financial sustainability of the University's IT investment was addressed through a rebalancing of support for ongoing services and the development of new systems, the use of cloud computing infrastructure and services as alternatives to QUT resources, and the development of an approach to benefits harvesting in 2011.

BENCHMARKING ACTIVITIES

InSync Client Satisfaction Survey

The InSync survey provides libraries with an instrument to assess the quality of their services and levels of client satisfaction. The survey was applied by QUT Library in late 2010 and revealed that QUT's undergraduate and postgraduate students have a high level of satisfaction with the Library's services. The University was ranked in the top quarter of the 39 participating libraries and set a new standard in the area of information resource services (the building and management of online and print collections). The Library's strongest area of performance was the quality of service provided by Library staff to clients. Students were less satisfied with access to computers and quiet study places. These weaknesses were identified in the 2008 benchmark survey and addressed in the design of the Gardens Point and Kelvin Grove Library upgrade projects.

CAUDIT 2009 IT Benchmarking Survey

QUT participated in the Australian University IT benchmark survey conducted by the Council of Australian University Directors of IT (CAUDIT). The benchmark focuses on four areas of comparability: IT expenditure, staffing, resources and Green IT metrics. QUT has contributed to the survey since 2004 and consistently scores well.

University of New Caledonia Digital Strategy Benchmark

The University contributed to a Pacific region digital strategy benchmark survey led by the University of New Caledonia. Quantitative and qualitative information was gathered on the use of information and communication technologies in teaching, research, finance, administration and governance activities. Early results indicated that QUT's use of digital resources is comparatively advanced and large scale. A full survey report will be available in 2011.

FUNCTIONS AND POWERS OF THE UNIVERSITY*

Queensland University of Technology Act 1998

Part 2 – The University and its Council

Division 1 – University establishment and general functions and powers

Division 2 – Council establishment and general functions and powers

DIVISION 1 – UNIVERSITY ESTABLISHMENT AND GENERAL FUNCTIONS AND POWERS

Establishment of University

4. (1) The Queensland University of Technology is established.
- (2) The University –
 - (a) is a body corporate
 - (b) has a seal; and
 - (c) may sue and be sued in its corporate name

Functions of the University

5. The University's functions are –
 - (a) to provide education at university standard; and
 - (b) to provide facilities for, and encourage, study and research; and
 - (c) to encourage the advancement and development of knowledge, and its application to government, industry, commerce and the community; and
 - (d) to provide courses of study or instruction (at the level of achievement the Council considers appropriate) to meet the needs of the community; and
 - (e) to confer higher education awards; and
 - (f) to disseminate knowledge and promote scholarship; and
 - (g) to provide facilities and resources for the wellbeing of the University's staff, students and other persons undertaking courses at the University; and

- (h) to exploit commercially, for the University's benefit, a facility or resource of the University, including, for example, study, research or knowledge, or the practical application of study, research or knowledge, belonging to the University, whether alone or with someone else; and
- (i) to perform the functions given to the University under this or another Act.

General powers of the University

6. (1) The University has all the powers of an individual, and may, for example –
 - (a) enter into contract; and
 - (b) acquire, hold dispose of and deal with property; and
 - (c) appoint agents and attorneys; and
 - (d) engage consultants; and
 - (e) fix charges, and other terms, for services and other facilities it supplies; and
 - (f) do anything else necessary or convenient to be done for, or in connection with, its functions.
- (2) Without limiting sub-section (1), the University has the powers given to it under this or another Act.
- (3) The University may exercise its powers inside or outside Queensland.
- (4) Without limiting sub-section (3), the University may exercise its powers outside Australia.

* The University was established on 1 January 1989.

DIVISION 2 – COUNCIL ESTABLISHMENT AND GENERAL FUNCTIONS AND POWERS

Establishment of Council

7. There is a Council of the University

Functions of Council

8. (1) The Council is the University's governing body.
(2) The Council has the functions conferred on it under this or another Act.

Powers of Council

9. (1) The Council may do anything necessary or convenient to be done for, or in connection with, its functions.
- (2) Without limiting sub-section (1), the Council has the powers given to it under this or another Act and, in particular –
- (a) to appoint the University's staff; and
 - (b) to manage and control the University's affairs and property; and
 - (c) to manage and control the University's finances.

Council to promote the University's interests

10. The Council must act in a way that appears to it most likely to promote the University's interests.

Delegation

11. (1) The Council may delegate its powers under this Act to –
- (a) an appropriately qualified member of Council; or
 - (b) an appropriately qualified committee that includes one or more members of the Council; or
 - (c) an appropriately qualified member of the University's staff
- (2) However, the Council may not delegate its power to –
- (a) make the University's statutes or rules; or
 - (b) adopt the University's annual budget; or
 - (c) to approve spending of funds available to the University by way of bequest, donation or special grant.
- (3) Despite subsection (2) (c), the Council may delegate its power to approve spending of funds mentioned in the paragraph if the expenditure is for a scholarship or a prize funded by bequest, donation or special grant.

SUMMARY OF FINANCIAL PERFORMANCE

SUMMARY

The University continued to manage its resources diligently to generate a sound surplus and maintain a strong balance sheet which supports a significant capital development plan within an increasingly competitive and resource-intensive higher education sector.

The 2010 annual operating surplus was down when compared to 2009 due to several factors including higher cost of operations through investment in staffing and research capacity building initiatives, upfront recognition of multi-year income in 2009, and a significant drop in unrealised gains in comparison to the large bounce back in equity investment markets in 2009 following the global financial crisis.

The University's financial position remains strong, underpinned by considerable holdings of property, plant and equipment and liquid assets (cash and investments) with very low debt positions.

INCOME STATEMENT

Income

(\$730 million, decreased \$22 million or 3 per cent)

Total income in 2010 reached \$729.6 million (2009: \$752 million).

Total student load increased 3.2 per cent comprising Commonwealth Supported Places (increased 2.7 per cent); Overseas Fee Paying (increased 7.2 per cent); and Domestic Postgraduate (increased 3.2 per cent).

Fee Paying Student income increased \$15.2 million (12.2 per cent) with the majority of growth sourced from overseas students (\$14.6 million) bringing gross income from overseas students up 14.5 per cent to \$115.4 million.

Australian Government grants increased \$4.3 million (1 per cent) with increases in Commonwealth Grant Scheme (\$11.5 million, 6 per cent) and Higher Education Loan Program (\$6.0 million, 4.4 per cent), offset by a reduction in capital funding \$15.7 million.

State and Local Government funding decreased \$1.5 million (13.5 per cent).

Investment income dropped by \$23.8 million primarily due to the decrease in unrealised gains in 2010 when compared to the extraordinary result achieved in 2009.

Consultancy and contract income decreased by \$17.6 million (32.5 per cent) driven by the Stronger Smarter Learning Communities grant being brought to account in 2009 worth \$16.4 million which will be spent over a four-year period.

Expenses

(\$682 million, increased \$41 million or 6.4 per cent)

Total expenses for 2010 reached \$682.4 million (2009: \$641.5 million).

Employee-related expenses were the largest contributor to the increase (\$37.6 million; 10.2 per cent) driven by a combination of additional staff, enterprise bargaining salary rate increases and research capacity-building initiatives. Academic staff expenses increased by 11 per cent and non-academic staff expenses increased 9.4 per cent.

Depreciation expense decreased by \$1.9 million due to the demolitions of several buildings in late 2009 to make way for the new Science and Technology Precinct due for completion in 2012.

Other expenses increased by \$5 million (2.5 per cent) with the largest contributors being scholarship, grants and prizes at \$4.9 million.

Operating Margin (\$47 million, decreased \$63 million or 57.3 per cent)

The University achieved a solid operating surplus of \$47.2 million or 6.5 per cent slightly above the benchmark rate of 5 per cent (2009: \$110.5 million or 14.7 per cent). The operating result represents a considerable decrease from the 2009 result (\$63 million decrease) though the 2009 result included the upfront recognition of multi-year income for programs including the Stronger Smarter Learning grant, and large capital grants for Teaching and Learning, the Education Infrastructure Fund, and The Atlantic Philanthropies donation for the construction of the Science and Technology Precinct.

FINANCIAL POSITION

The Statement of Financial Position outlines the financial strength of the University and its capacity to support long-term priorities.

Net Assets

(\$1129 million decreased \$2 million or 0.2 per cent)

QUT's net asset position as at 31 December 2010 was \$1128.8 million, representing a decrease of \$1.9 million. This decrease was driven by several key factors including the impairment of the Carseldine campus (\$37 million). Trade and other payables increased by \$5.1 million which was offset by an increase in cash and cash equivalents of \$24.1 million and non-current assets held for sale increased by \$15.7 million.

The increase in cash and cash equivalents was due to a combination of factors including a conversion of an investment previously held in a longer term investment product; tied funding received which is required to be held in secure and liquid investment products; and the new investments and borrowings policies implemented by the University with regard to appropriate investment products to match short-term, medium- and long-term cash flow requirements.

Liabilities

(\$160 million increased \$38 million or 31.2 per cent)

Total liabilities are higher at \$160.1 million, an increase of \$38.1 million. This was primarily driven by increases in long service leave provision (\$3.2 million) and the annual leave provision (\$1.7 million) due to salary rates and staffing increases. Unearned revenue increased \$25.8 million which is directly attributable to student fees for 2011 and is mainly from continuing students. This increase is reflected in a corresponding movement in student debtor balances.

Liquidity Ratio

(down to 2.7:1)

The University's liquidity ratio of current assets to current liabilities is currently placed at 2.7:1. This is within the generally accepted better practice range for universities of 1.5 to 3.0. This outcome is at the higher end of the range though is deemed appropriate given the active management funds held in cash and cash equivalents for the purpose of supporting the significant asset management plan, and the reclassification of the Carseldine campus (buildings and land improvements) and another parcel of land to 'held for sale'.

In summary, the University produced a solid operating result for 2010 and the underlying financial position remains strong to support its budgeted plans and objectives and longer term aspirations.

Queensland University of Technology
Income statement
For the year ended 31 December 2010

		Consolidated		Parent entity	
		2010	2009	2010	2009
	Notes	\$'000	\$'000	\$'000	\$'000
Revenue from continuing operations					
Australian Government financial assistance					
Australian Government grants	2	297,689	299,251	297,689	299,251
HECS-HELP - Australian Government payments	2	129,798	123,361	129,798	123,361
FEE-HELP	2	11,262	11,800	11,262	11,800
State and Local Government financial assistance	3	9,550	10,805	9,324	10,786
HECS-HELP - Student payments		22,378	22,114	22,378	22,114
Fees and charges	4	149,043	133,026	148,515	132,524
Investment revenue and income	5	25,720	49,006	22,471	46,231
Royalties, trademarks and licences	6	482	166	157	108
Consultancy and contracts	7	36,508	54,326	36,699	54,391
Other revenue and income	8	50,246	50,747	51,289	51,389
Total revenue from continuing operations		732,676	754,602	729,582	751,955
Expenses from continuing operations					
Employee related expenses	9	409,499	371,860	407,563	369,982
Depreciation and amortisation	10	45,625	47,591	45,605	47,498
Repairs and maintenance	11	24,913	25,695	24,885	25,631
Borrowing costs	12	536	277	536	277
Impairment of assets	13	2,024	1,172	1,811	1,109
Deferred employment benefits for superannuation	9	-	-	-	-
Other expenses	14	203,152	197,714	201,979	196,977
Total expenses from continuing operations		685,749	644,309	682,379	641,474
Operating result before income tax		46,927	110,293	47,203	110,481
Income tax expense	15	-	-	-	-
Operating result from continuing operations		46,927	110,293	47,203	110,481
Operating result attributable to members of Queensland University of Technology	27(b)	46,927	110,293	47,203	110,481

The above income statement should be read in conjunction with the accompanying notes.

Queensland University of Technology
Statement of comprehensive income
For the year ended 31 December 2010

		Consolidated		Parent entity	
		2010	2009	2010	2009
	Notes	\$'000	\$'000	\$'000	\$'000
Operating result after income tax for the period		46,927	110,293	47,203	110,481
Gain / (loss) on revaluation of land and buildings, net of tax	27	(48,861)	5,082	(48,861)	5,082
Gain / (loss) on revaluation of available for sale assets, net of tax	27	36	-	(255)	-
Total other comprehensive income		(48,825)	5,082	(49,116)	5,082
Total comprehensive income		(1,898)	115,375	(1,913)	115,563
Total comprehensive income attributable to Non-controlling interest		-	-	-	-
Total comprehensive income attributable to members of Queensland University of Technology		(1,898)	115,375	(1,913)	115,563

The above statement of comprehensive income should be read in conjunction with the accompanying notes.

Queensland University of Technology
Statement of financial position
As at 31 December 2010

		Consolidated		Parent entity	
		2010	2009	2010	2009
	Notes	\$'000	\$'000	\$'000	\$'000
ASSETS					
Current assets					
Cash and cash equivalents	16	101,279	77,248	98,901	74,829
Receivables	17	57,082	45,885	56,826	45,747
Inventories	18	3,380	5,045	3,381	5,042
Other financial assets	19	175,651	179,953	175,579	179,953
Non-current assets classified as held for sale	20	15,729	-	15,729	-
Total current assets		353,121	308,131	350,416	305,571
Non-current assets					
Receivables	17	23,630	21,418	23,630	21,418
Other financial assets	19	37,106	28,946	39,316	30,942
Property, plant and equipment	21	839,514	865,172	839,418	865,073
Intangible assets	22	36,127	29,753	36,127	29,753
Total non-current assets		936,377	945,289	938,491	947,186
Total assets		1,289,498	1,253,420	1,288,907	1,252,757
LIABILITIES					
Current liabilities					
Trade and other payables	23	43,584	38,573	42,931	37,877
Provisions	25	46,733	44,377	46,648	44,287
Other liabilities	26	42,178	15,525	42,178	15,488
Total current liabilities		132,495	98,475	131,757	97,652
Non-current liabilities					
Borrowings	24	7,948	6,693	7,948	6,693
Provisions	25	15,608	12,625	15,589	12,611
Other liabilities	26	4,792	5,075	4,786	5,062
Total non-current liabilities		28,348	24,393	28,323	24,366
Total liabilities		160,843	122,868	160,080	122,018
Net assets		1,128,655	1,130,552	1,128,827	1,130,739
EQUITY					
Reserves	27(a)	359,114	404,373	358,823	404,373
Retained earnings	27(b)	769,541	726,179	770,004	726,366
Parent entity interest		1,128,655	1,130,552	1,128,827	1,130,739
Total equity		1,128,655	1,130,552	1,128,827	1,130,739

The above statement of financial position should be read in conjunction with the accompanying notes.

Queensland University of Technology
Statement of changes in equity
For the year ended 31 December 2010

	Revaluation Reserve \$'000	Endowment Reserve \$'000	Consolidated Retained Surpluses \$'000	Total \$'000	Parent Revaluation Reserve \$'000	Endowment Reserve \$'000	Retained Surpluses \$'000	Total \$'000
Balance at 1 January 2009	373,172	41,437	600,568	1,015,177	373,172	41,437	600,567	1,015,176
Profit or loss	-	-	110,293	110,293	-	-	110,481	110,481
Gain / (loss) on revaluation of property, plant and equipment	5,082	-	-	5,082	5,082	-	-	5,082
Gain / (loss) on revaluation of available for sale assets	-	-	-	-	-	-	-	-
Total comprehensive income	5,082	-	110,293	115,375	5,082	-	110,481	115,563
Transfers - Endowment reserve / Retained surplus	-	(15,318)	15,318	-	-	(15,318)	15,318	-
Balance at 31 December 2009	378,254	26,120	726,179	1,130,552	378,254	26,120	726,366	1,130,739
Balance at 1 January 2010	378,254	26,120	726,179	1,130,552	378,254	26,120	726,366	1,130,739
Profit or loss	-	-	46,927	46,927	-	-	47,203	47,203
Gain / (loss) on revaluation of property, plant and equipment	(48,861)	-	-	(48,861)	(48,861)	-	-	(48,861)
Gain / (loss) on revaluation of available for sale assets	36	-	-	36	(255)	-	-	(255)
Total comprehensive income	(48,825)	-	46,927	(1,898)	(49,116)	-	47,203	(1,913)
Transfers - Endowment reserve / Retained surplus	-	3,565	(3,565)	-	-	3,565	(3,565)	-
Balance at 31 December 2010	329,429	29,685	769,541	1,128,655	329,138	29,685	770,004	1,128,827

The above statement of changes in equity should be read in conjunction with the accompanying notes.

Queensland University of Technology
Statement of cash flows
For the year ended 31 December 2010

		Consolidated		Parent entity	
		2010	2009	2010	2009
	Notes	\$'000	\$'000	\$'000	\$'000
Cash flows from operating activities					
Australian Government grants received	2(i)	461,332	426,572	461,332	426,572
OS - HELP (net)	37.8	3	(61)	3	(61)
State Government grants received	3	8,359	9,840	8,133	9,821
Local Government grants received	3	125	365	125	365
HECS-HELP - Student Payments		22,378	22,114	22,378	22,114
Receipts from student fees and other customers		183,922	231,711	182,125	230,126
Dividends received	5	-	1,180	-	1,180
Interest received	5	5,194	1,484	5,119	1,441
Payments to suppliers and employees (inclusive of GST)		(603,427)	(594,848)	(597,529)	(590,646)
Interest paid	12	-	(7)	-	(7)
Net cash provided by / (used in) operating activities	35	77,886	98,350	81,686	100,905
Cash flows from investing activities					
Proceeds from sale of property, plant and equipment		245	299	245	299
Proceeds from sale of investments		164	1,371	164	1,371
Refund of imputation credits from ATO		450	929	450	929
Distributions received		14,029	12,367	14,029	12,367
Advances of cash into investment fund		(14,029)	(14,767)	(14,029)	(14,767)
Recall of cash from investment fund		17,646	36,900	17,646	36,900
Payments for additional investment in subsidiary		-	-	(3,813)	(2,911)
Payments for property, plant and equipment		(68,446)	(61,518)	(68,390)	(61,472)
Payment for intangible assets		(7,117)	(9,072)	(7,117)	(9,072)
Net cash provided by / (used in) investing activities		(57,058)	(33,491)	(60,815)	(36,356)
Cash flows from financing activities					
Queensland Government loan - Smart State Research Facilities Fund		3,200	1,800	3,200	1,800
Proceeds from customer deposit		2	9	-	-
Payments for loans to industry		-	(30)	-	-
Net cash provided by / (used in) financing activities		3,202	1,779	3,200	1,800
Net increase / (decrease) in cash and cash equivalents		24,030	66,638	24,071	66,349
Cash and cash equivalents at the beginning of the financial year		77,248	10,610	74,829	8,480
Cash and cash equivalents at the end of the financial year	16	101,278	77,248	98,900	74,829

The above statement of cash flows should be read in conjunction with the accompanying notes.

Note	Contents of the notes to the financial statements	Page
1	Summary of significant accounting policies	8
	Revenue	
2	Australian Government financial assistance including HECS-HELP and FEE-HELP	17
3	State and Local Government financial assistance	20
4	Fees and charges	20
5	Investment revenue and income	21
6	Royalties, trademarks and licences	21
7	Consultancy and contracts	21
8	Other revenue and income	21
	Expenses	
9	Employee related expenses	22
10	Depreciation and amortisation	22
11	Repairs and maintenance	22
12	Borrowing costs	23
13	Impairment of assets	23
14	Other expenses	23
15	Income tax	23
	Assets	
16	Cash and cash equivalents	24
17	Receivables	24
18	Inventories	27
19	Other financial assets	27
20	Non-current assets classified as held for sale	28
21	Property, plant and equipment	29
22	Intangible assets	32
	Liabilities	
23	Trade and other payables	33
24	Borrowings	33
25	Provisions	34
26	Other liabilities	35
	Equity	
27	Reserves and retained earnings	36
	Disclosure Notes	
28	Key management personnel disclosures	37
29	Remuneration of auditors	40
30	Contingencies	40
31	Commitments	41
32	Related parties	43
33	Subsidiaries	43
34	Jointly controlled operations and assets	44
35	Reconciliation of operating result after income tax to net cash flows from operating activities	45
36	Financial risk management	45
37	Acquittal of Australian Government financial assistance	48

1 Summary of significant accounting policies

The principal accounting policies adopted in the preparation of these financial statements are set out below. These policies have been consistently applied to all the years presented, unless otherwise stated. The financial report includes separate financial statements for the Queensland University of Technology (QUT) as the parent entity and the consolidated entity consisting of QUT and its subsidiaries.

(a) Basis of preparation

The annual financial statements represent the audited general purpose financial statements, which have been prepared on an accrual basis in accordance with Australian Accounting Standards, AASB Interpretations, the requirements of the Department of Education, Employment and Workplace Relations and other State/Australian Government legislative requirements.

Compliance with IFRSs

Australian Accounting Standards include Australian equivalents to International Financial Reporting Standards (AIFRS). Compliance with AIFRSs ensures that the financial statements and notes comply with International Financial Reporting Standards (IFRSs). The financial statements and notes of the University comply with Australian Accounting Standards, some of which contain requirements specific to not-for-profit entities that are inconsistent with IFRS requirements.

Date of authorisation for issue

The annual financial report was authorised for issue by the Audit and Risk Management Committee on delegation of University Council as per the Certificate of the Queensland University of Technology.

Historical cost convention

These financial statements have been prepared under the historical cost convention, as modified by the revaluation of available-for-sale financial assets, financial assets and liabilities (including derivative instruments) at fair value through profit or loss, and certain classes of property, plant and equipment.

Critical accounting estimates

The preparation of financial statements in conformity with Australian Accounting Standards requires the use of certain critical accounting estimates. It also requires management to exercise judgement in the process of applying the consolidated entities accounting policies. In 2010 there were no such disclosures to report.

(b) Basis of consolidation

(i) Subsidiaries

The consolidated financial statements incorporate the results, assets and liabilities of all subsidiaries of QUT (parent entity) as at 31 December 2010. QUT and its subsidiaries together are referred to in this financial report as the consolidated entity.

Subsidiaries are all those entities (including special purpose entities) over which the consolidated entity has the power to govern the financial and operating policies, generally accompanying a shareholding of more than one-half of the voting rights. The existence and effect of potential voting rights that are currently exercisable or convertible are considered when assessing whether the consolidated entity controls another entity.

Subsidiaries are fully consolidated from the date on which control is transferred to the consolidated entity. They are de-consolidated from the date that control ceases.

The purchase method of accounting is used to account for the acquisition of subsidiaries by the consolidated entity and is detailed in note 1(g).

Inter-company transactions, balances and unrealised gains on transactions between consolidated entity companies are eliminated. Unrealised losses are also eliminated unless the transaction provides evidence of the impairment of the asset transferred. Accounting policies of subsidiaries have been changed where necessary to ensure consistency with the policies adopted by the consolidated entity (refer notes 19 and 33).

(ii) Associates

Associates are entities over which the consolidated entity has significant influence, but not control, generally accompanying a shareholding of between 20% and 50% of the voting rights. Investments in associates are not accounted for using the equity method of accounting, due to materiality. Investments in listed securities are recorded at fair value and unlisted securities are recorded at the lower of cost and fair value (refer note 19).

(iii) Joint ventures

Joint venture operations

Interests in the assets, liabilities and expenses of the joint venture operation have been incorporated in the financial statements under the appropriate headings. Details of the joint venture are set out in note 34.

1 Summary of significant accounting policies (continued)

Joint venture entities

The interest in the joint venture entity is not accounted for in the consolidated financial statements due to materiality.

(c) Foreign currency translation

(i) Functional and presentation currency

Items included in the financial statements of each of the consolidated entities are measured using the currency of the primary economic environment in which the entity operates (the functional currency). The consolidated financial statements are presented in Australian dollars, which is QUT's functional and presentation currency.

(ii) Transactions and balances

Foreign currency transactions are translated into the functional currency using the exchange rates prevailing at the dates of the transactions. Foreign exchange gains and losses resulting from the settlement of such transactions are recognised in the income statement.

(iii) Consolidated entity companies

The results and financial position of all the consolidated entity's subsidiaries (none of which has the currency of a hyperinflationary economy) do not have a functional currency different from the presentation currency.

(d) Revenue recognition

Revenue is measured at the fair value of the consideration received or receivable. Amounts disclosed as revenue are net of returns, trade allowances, rebates and amounts collected on behalf of third parties.

The consolidated entity recognises revenue when; the amount of revenue can be reliably measured; it is probable that the future economic benefits will flow to the consolidated entity; and specific criteria have been met for each of the consolidated entity's activities as described below. The amount of revenue is not considered to be reliably measured until all contingencies relating to the sale have been resolved. The consolidated entity bases estimates on historical results, taking into consideration the type of customer, the type of transaction and the specifics of each arrangement.

Revenue is recognised for the major business activities as follows:

(i) Government Grants

QUT treats operating grants received from Australian Government entities as income in the year of receipt (refer note 2). Grants are recognised at fair value where QUT obtains control of the right to receive the grant, it is likely that economic benefits will flow to QUT and it can be reliably measured.

(ii) Student fees and charges (including Government Loan Programs)

Fees and charges are recognised as income in the year of receipt, except to the extent that fees and charges relate to courses to be held in future periods. Such income is treated as income in advance. Fees and charges relating to debtors are recognised as revenue in the year to which the prescribed course relates.

(iii) Human resources

Contract revenue is recognised in line with the percentage of the service performed. Other human resources revenue is recognised when the service is provided.

(iv) Lease income

Lease income from operating leases is recognised as income on a straight-line basis over the lease term, where material.

(v) Sale of goods

Revenue from the sale of goods is recognised upon the delivery of the goods to customers.

(e) Income tax

QUT is exempt from income tax, however, the following subsidiaries are not:

- GeneCo Pty Ltd
- Brisbane Business School Pty Ltd
- QUT Enterprise Holdings Pty Ltd
- QUT Enterprise Holdings Trust
- qutbluebox Pty Ltd
- QUT bluebox Trust
- Creative Industries Precinct Pty Ltd

1 Summary of significant accounting policies (continued)

For the 2010 financial statements, the consolidated entity has not incurred an income tax liability. However, should an income tax liability be incurred in the future, deferred tax assets will be recognised for unused tax losses in cases where it is probable that future taxable amounts will be available to utilise those losses.

Income tax on cumulative timing differences will also be set aside to the deferred tax liability or the deferred tax asset account at the rates which are expected to apply when those timing differences reverse.

(f) Leases

Leases of property, plant and equipment, where the consolidated entity, as lessee, has substantially all the risks and rewards of ownership, are classified as finance leases (refer note 21). As at 31 December 2010, the consolidated entity had not entered into any finance leases.

Leases in which a significant portion of the risks and rewards of ownership are retained by the lessor are classified as operating leases (refer note 31). Payments made under operating leases (net of any incentives received from the lessor) are charged to the income statement on a straight-line basis, over the period of the lease, where material.

Lease income from operating leases is recognised as income on a straight-line basis over the lease term, where material.

(g) Business combinations

The purchase method of accounting is used to account for all business combinations, including business combinations involving entities or businesses under common control, regardless of whether equity instruments or other assets are acquired. Cost is measured as the fair value of the assets given, equity instruments issued or liabilities incurred or assumed at the date of exchange plus costs directly attributable to the acquisition.

(h) Impairment of assets

Assets are reviewed for impairment whenever events or changes in circumstances indicate that the carrying amount may not be recoverable. An impairment loss is recognised for the amount by which the asset's carrying amount exceeds its recoverable amount. The recoverable amount is the higher of an asset's fair value less costs to sell and value in use. Value in use is assessed as the depreciated replacement cost of land, buildings and leasehold improvements and the depreciated cost of other property, plant and equipment.

(i) Cash and cash equivalents

For statement of cash flow presentation purposes, cash and cash equivalents includes cash on hand, deposits held at call with financial institutions, term deposits, and other short-term, highly liquid investments. These investments have original maturities of three months or less that are readily convertible to known amounts of cash and which are subject to an insignificant risk of changes in value, and bank overdrafts. Bank overdrafts are shown within borrowings in current liabilities on the statement of financial position.

(j) Trade receivables

Trade receivables are recognised initially at fair value and subsequently measured at amortised cost using the effective interest method, less provision for impairment. Cash flows relating to short term receivables are not discounted if the effect of discounting is immaterial, as their carrying amount is assumed to approximate their fair value.

Trade and other receivables are due for settlement within 21 days. Debtors arising from student fees are recognised at the amounts receivable, as sanctions are applied to students who do not pay. Collectability of trade and other receivables is reviewed on an ongoing basis. Debts which are known to be uncollectable are written off.

A provision for impairment of receivables is established when there is objective evidence that the consolidated entity will not be able to collect all the amounts due according to the original terms of receivables. Significant financial difficulties of the debtor, probability that the debtor will enter bankruptcy or financial reorganisation, and default or delinquency in payments (more than 90 days overdue) are considered indicators that the trade receivable is impaired. The amount of the provision is recognised in the income statement.

The carrying amount of the asset is reduced through the use of an allowance account and the amount of the loss is recorded in the income statement against 'impairment of assets'. When a trade receivable is uncollectable, it is written off against the allowance account for trade receivables, with subsequent recovery of amounts previously written off credited against 'impairment of assets' in the income statement.

1 Summary of significant accounting policies (continued)

(k) Inventories

(i) *Raw materials and stores*

Raw materials and stores are stated at the lower of cost and net realisable value. Cost comprises direct materials, direct labour and other costs directly attributable to the acquisition of the item. Costs are assigned to individual items of inventory on the basis of weighted average cost. Costs of purchased inventory are determined after deducting rebates and discounts. Net realisable value is the estimated selling price in the ordinary course of business less the estimated costs of completion and the estimated costs necessary to make the sale.

(ii) *Bookshop*

Inventories are stated at the lower of cost and net realisable value. Cost is determined using a weighted average method of calculation.

(l) Non-current assets (or disposal groups) held for sale and discontinued operations

Non-current assets (or disposal groups) are classified as held for sale and stated at the lower of their carrying amount and fair value less costs to sell, if their carrying amount will be recovered principally through a sale transaction rather than through continued use.

A discontinued operation is a component of the entity that has been disposed of or is classified as held for sale, that represents a separate major line of business or geographical area of operations, is part of a single co-ordinated plan to dispose of such a line of business or area of operations, or is a subsidiary acquired exclusively with a view to resale.

During 2010 the consolidated entity began negotiations with the Queensland State Government for the sale of its Carseldine Campus, which included both the land and buildings. As a result these assets were reclassified as held for sale and carried at their fair value less costs to sell. Settlement of the Carseldine sale took place on 25 February 2011.

The consolidated entity also reclassified a block of land from 'Inventories' to 'Non-current assets classified as held for sale'. In late 2010 the consolidated entity listed the property for sale. The property is being carried at its fair value less costs to sell.

(m) Investments and other financial assets

The consolidated entity classifies its investments in the following categories; financial assets at fair value through profit or loss; loans and receivables; and available-for-sale financial assets. Management determines the classification of its investments at initial recognition and re-evaluates this designation at each reporting date.

(i) *Financial assets at fair value through profit or loss*

Financial assets at fair value through profit or loss include financial assets held for trading. Financial assets in this category are classified as current assets, if acquired principally for the purpose of selling in the short term, or as non-current assets if management does not intend to dispose of the investment within 12 months of the statement of financial position date.

The University classifies a portion of its investments with Queensland Investment Corporation (QIC) as non-current assets, which represent the endowment funds. These investments are used to fund scholarships, prizes, sponsorships and research initiatives.

(ii) *Loans and receivables*

Loans and receivables are non-derivative financial assets with fixed or determinable payments that are not quoted in an active market. They are included in current assets, except for those with maturities greater than 12 months after the balance sheet date which are classified as non-current assets. Loans and receivables are included in receivables in the statement of financial position.

(iii) *Available-for-sale financial assets*

Available-for-sale financial assets, comprising principally marketable equity securities, are non-derivatives that are either designated in this category or not classified in any of the other categories. They are included in non-current assets unless management intends to dispose of the investment within 12 months of the statement of financial position date.

When securities classified as available-for-sale are sold, the accumulated fair value adjustments recognised in equity are included in the income statement as gains and losses from investment securities.

1 Summary of significant accounting policies (continued)

(n) Derivatives

The consolidated entity does not have any embedded foreign exchange derivatives.

(o) Fair value estimation

The fair value of financial assets and financial liabilities must be estimated for recognition and measurement or for disclosure purposes.

The fair value of financial instruments traded in active markets (such as available-for-sale securities) is based on quoted market prices at the statement of financial position date. The quoted market price used for financial assets held by the consolidated entity is the current bid price.

For those financial instruments not traded in active markets other valuation techniques are applied, including adopting the investee's net assets as a fair value measure.

The carrying value less impairment provision of trade receivables and payables are assumed to approximate their fair values, due to their short-term nature. The fair value of financial liabilities for disclosure purposes is estimated by discounting the future contractual cash flows at the current market interest rate, which is available to the consolidated entity for similar financial instruments.

(p) Property, plant and equipment

Asset recognition thresholds:

(i) Land

Land purchased with a value equal to or greater than \$1 is recorded at cost.

(ii) Buildings (including heritage buildings and land improvements)

Buildings constructed since the last revaluation with a value equal to or greater than \$10,000 are initially recorded at cost.

Buildings which are capable of disaggregation into significant components are recorded as complex assets, so that the significant components and their remaining service potential are identified and depreciated independently to provide more reliable and relevant information. Buildings which are not capable of disaggregation into significant components are recorded as minor buildings.

Heritage buildings are entered or provisionally entered on the Queensland Heritage Register pursuant to the *Queensland Heritage Act 1992*.

(iii) Major plant and equipment

This asset class may be used at management discretion and includes assets with high price volatility, for example, specialised vehicles, shipping vessels and earthmoving equipment. The consolidated entity has not classified any assets within the 'major plant and equipment' category.

(iv) Plant and equipment

Plant and equipment with a value equal to or greater than \$5,000 is initially recorded at cost. However, plant and equipment donated to the consolidated entity is recorded at the consolidated entity's estimate of cost in the year of donation.

(v) Leasehold improvement assets

Leasehold improvement assets with a value equal to or greater than \$10,000 are initially recorded at cost.

(vi) Library – Reference

The consolidated entity does not hold any assets within the 'Library – Reference' category.

(vii) Heritage and cultural assets

Art collection purchases are initially recorded at cost. However, artwork donated to the consolidated entity is recorded at the consolidated entity's estimate of cost in the year of donation.

1 Summary of significant accounting policies (continued)

Depreciation

Depreciation on assets is calculated using the straight-line method to allocate cost (or re-valued amounts), net of residual values, over estimated useful lives as follows:

Category	Life (years)		
Buildings	5	-	97
Plant and equipment:			
Motor vehicles	5	-	12
IT equipment	3	-	15
Other plant and equipment	3	-	40
Leasehold improvement assets	3	-	25
Heritage and cultural assets	100	-	120

Assets are depreciated from the month after acquisition or, in respect of buildings, land improvements and leasehold improvements constructed, from the month after the asset is completed and ready for use. Land is not depreciated.

Restricted assets

The majority of the consolidated entity's land is reserved for educational purposes under the *Land Act 1994 (Queensland)*. The consolidated entity cannot sell this land or the assets which attach to it without Queensland Government permission.

Revaluations

The following information outlines the revaluation basis and frequency for each asset class:

(i) Land

An independent valuation of land, based on fair value is carried out at least every five years and indexed in intervening years. In accordance with these requirements the next independent valuation will occur in 2014.

(ii) Buildings (including heritage and land improvements)

An independent valuation of buildings (including heritage and land improvements), based on fair value, being depreciated replacement cost, is carried out at least every five years and is indexed in intervening years. In accordance with these requirements the next independent valuation of buildings will occur in 2011.

In accordance with Queensland State Treasury policy, accumulated depreciation is restated following revaluation, to reflect the lapsed utility in the asset, with the change in the gross carrying amount of the asset. The carrying amount of the asset after revaluation therefore equals its revalued amount.

Increases in the carrying amount arising from revaluation of buildings are credited to the asset revaluation reserve in equity. However, if the increase reverses a decrease previously recognised in the income statement, the increase is first recognised in the income statement to the extent of the original decrease. Decreases that reverse previous increases of the same asset are first charged against revaluation reserves directly in equity to the extent of the remaining reserves attributable to the asset class, all other decreases are charged to the income statement.

(iii) Plant and equipment

All plant and equipment is recorded at cost and is not independently valued or indexed.

(iv) Leasehold improvement assets

All leasehold improvement assets above \$10,000 are recorded at cost and are not independently valued or indexed.

(v) Heritage and cultural assets

An external, independent valuation of the QUT Museum collections, based on fair value, being current market value, is carried out at least every five years and indexed in intervening years. In accordance with these requirements the next independent valuation of the museum art collections will occur in 2011.

Increases in the carrying amount arising from revaluation of the art collection are credited to asset revaluation reserve in equity. However, if the increase reverses a decrease previously recognised in the income statement, the increase is first recognised in the income statement to the extent of the original decrease. Decreases that reverse previous increases of the same asset are first charged against revaluation reserves directly in equity to the extent of the remaining reserves attributable to the asset, all other decreases are charged to the income statement.

Revaluation increments and decrements may only be offset against one another within a class of non-current assets.

1 Summary of significant accounting policies (continued)

Indexation is undertaken annually across a range of asset classes for property, plant and equipment, when an independent valuation is not scheduled to take place.

The consolidated entity indexes buildings (including heritage and land improvements) using rates from the Australian Bureau of Statistics. Buildings are indexed using the 'Non-residential Construction - Implicit Price Deflator Total Non-residential Building'; -4.3% in 2010 (2009: -4.7%) and land improvements using the 'Engineering Construction - Work Done Implicit Price Deflator'; 0.2% in 2010 (2009: -1.3%).

The consolidated entity's land values are indexed using rates provided by an independent valuer on a 'per campus' basis. In 2010 the consolidated entity's land values were indexed as follows; Gardens Point and Kelvin Grove Campuses 3.8%; and Carseldine Campus 3.3%. An independent valuation of land was undertaken in 2009.

The University's heritage and cultural assets are indexed using rates provided by the University's Art Curator; 1.5% in 2010 (2009: 4%).

(q) Intangible assets

(i) Research and development

Expenditure on research activities is recognised in the income statement as an expense, when it is incurred.

Expenditure on development activities, including software development, relating to the design and testing of a new or improved product is recognised as an intangible asset after considering whether; it is commercially and technically feasible; it is probable that the project will be completed and will generate future economic benefits; its cost can be measured reliably; and the cost is greater than \$100,000. The capitalised expenditure comprises all directly attributable costs, including costs of materials, services and direct labour. Other development expenditure is recognised in the income statement as an expense as incurred. Development costs previously recognised as an expense are not recognised as an asset in a subsequent period. Capitalised development expenditure is recorded as intangible assets and amortised from the point at which the asset is ready for use. Amortisation is calculated using the straight-line method to allocate the cost over the period of the expected benefit, which varies from 3 to 10 years.

(ii) Computer software

Computer software is stated at historical cost less amortisation. Historical cost includes expenditure that is directly attributable to the acquisition of the items.

Subsequent costs are included in the asset's carrying amount or recognised as a separate asset, as appropriate, only when it is probable that future economic benefits associated with the item will flow to the University and the cost of the item can be measured reliably. All other repairs and maintenance are charged to the income statement during the financial period in which they are incurred.

Computer software is amortised using the straight-line method to allocate the cost over the period of the expected benefit, which varies from 3 to 7 years.

(iii) Trademarks and licences

During the reporting period, the consolidated entity did not hold any significant trademarks or licences.

(r) Unfunded superannuation

The consolidated entity does not have any unfunded superannuation liabilities.

(s) Trade and other payables

These amounts represent liabilities for goods and services provided to the consolidated entity prior to the end of the financial year which are unpaid. The amounts are unsecured and are usually paid within agreed trading terms.

(t) Borrowings

Borrowings are initially recognised at fair value, net of transaction costs incurred. Borrowings are subsequently measured at amortised cost. Any difference between the proceeds (net of transaction costs) and the redemption amount is recognised in the income statement over the period of the borrowings using the effective interest method.

1 Summary of significant accounting policies (continued)

Borrowings are classified as current liabilities unless the consolidated entity has an unconditional right to defer settlement of the liability for at least 12 months after the statement of financial position date. Borrowings are removed from the statement of financial position when the obligation specified in the contract is discharged, cancelled or expired. The difference between the carrying amount of a financial liability that has been extinguished or transferred to another party and the consideration paid, including any non-cash assets transferred or liabilities assumed, is recognised in other income or other expenses.

(u) Employee benefits

(i) Wages and salaries

Liabilities for wages and salaries, including non-monetary benefits and annual leave expected to be settled within 12 months of the reporting date are recognised in other payables in respect of employees' services up to the reporting date and are measured at the amounts expected to be paid when the liabilities are settled. Liabilities for sick leave are recognised when the leave is taken and measured at the rates paid or payable.

(ii) Annual leave

The liability for annual leave is recognised in current provisions for employee benefits as it is due to be settled within 12 months after the end of the reporting period. It is measured at the amount expected to be paid when the liability is settled. Regardless of the expected timing of settlements, provisions made in respect of employee benefits are classified as a current liability, unless there is an unconditional right to defer the settlement of the liability for at least 12 months after the reporting date, in which case it would be classified as a non-current liability.

(iii) Long service leave

The liability for long service leave is recognised in the provision for employee benefits and measured as the present value of expected future payments to be made in respect of services provided by employees up to the reporting date using the projected unit credit method. Consideration is given to anticipated future wage and salary levels, experience of employee departures and periods of service. Expected future payments are discounted using market yields at the reporting date on national government bonds with terms to maturity and currency that approximate the estimated future cash outflows.

(iv) Retirement benefit obligations

Employees of the consolidated entity are entitled to benefits on retirement, disability or death from the consolidated entity's superannuation plan. The consolidated entity has a defined benefit division and a defined contribution division within its plan. The defined benefit division provides a defined lump sum benefit or pension based on years of service and final average salary.

The UniSuper Defined Benefit Division (DBD), which is the predominant plan within the University, is a defined benefit plan under superannuation law however, as a result of amendments to Clause 34 of the UniSuper Trust Deed; it is deemed a defined contribution plan under Accounting Standard AASB 119 Employee Benefits. The DBD receives fixed contributions from the consolidated entity and the consolidated entity's legal or constructive obligation is limited to these contributions. Additionally, any actuarial risk and investment risk falls on the consolidated entity's employees.

(v) Termination benefits

Termination benefits are payable when employment is terminated before the normal retirement date, or when an employee accepts voluntary redundancy in exchange for these benefits. QUT recognises termination benefits when it is demonstrably committed to either terminating the employment of current employees according to a detailed formal plan without possibility of withdrawal, or providing termination benefits as a result of an offer made to encourage voluntary redundancy. Benefits falling due more than 12 months after statement of financial position date are discounted to present value.

(v) Rounding of amounts

The financial statements preparation software (ValueFinancials) used within QUT for the preparation of these statements, has an automatic rounding function which sums all accounts in a mapping group before rounding to the nearest \$1,000.

Rounding adjustments are off set against inventories in the statement of financial position.

(w) Goods and Services Tax (GST)

Revenues, expenses and assets are recognised net of the amount of associated GST, unless the GST incurred is not recoverable from the taxation authority. In this case, it is recognised as part of the cost of acquisition of the asset or as part of the expense.

1 Summary of significant accounting policies (continued)

Receivables and payables are stated inclusive of the amount of GST receivable or payable. The net amount of GST recoverable from, or payable to, the taxation authority is included with other receivables or payables in the statement of financial position.

Cash flows are presented on a gross basis. The GST components of cash flows arising from investing or financing activities which are recoverable from, or payable to, the taxation authority, are presented as operating cash flows.

(x) Arrangements containing a lease

In accordance with AASB Interpretation 4 Determining whether an arrangement contains a lease, the consolidated entity has determined that the following arrangement conveys the right to use an asset and has accounted for it in accordance with AASB 117 Leases:

(i) Caboolture Campus Shared Use Agreement

The agreement permits the shared use of the Caboolture Campus and facilities by QUT and The Brisbane North Institute of TAFE.

(y) Investment properties

During the reporting period, the consolidated entity did not hold any investment properties.

(z) Comparative amounts

Where the presentation or reclassification of items in the financial report is amended, comparable amounts shall be reclassified unless reclassification is impracticable. When comparable amounts are reclassified, QUT shall disclose:

- the nature of the reclassification;
- the amount of each item or class of items that is reclassified; and
- the reason for the reclassification.

When it is impracticable to reclassify comparative amounts, QUT shall disclose:

- the reason for not reclassifying the amounts; and
- the nature of the adjustments that would have been made, if the amounts had been reclassified.

(aa) New accounting standards and interpretations

Certain new Accounting Standards and Interpretations have been published that are not mandatory for 31 December 2010 reporting period. QUT is currently evaluating the impact of the new Standards and Interpretations, though initial assessment indicates there will be no material impact on the financial results of the University.

There are no new Accounting Standards and Interpretations applicable to the 31 December 2010 reporting period that have not been adopted by QUT.

(ab) Issuance of financial statements

The QUT Council has delegated the power to approve the financial statements to the Audit and Risk Management Committee. The financial statements are authorised for issue by the Chancellor, Vice-Chancellor and the Director of Corporate Finance at the date of signing the Management Certificate.

(ac) Non-adjusting events after the end of the reporting period

Brisbane floods

Queensland University of Technology was impacted by the January 2011 floods. The University was fully insured and is currently working through the claims process with its insurer. The University does not believe there will be any material impact on its net assets or cash flow in 2011 due to the floods.

2 Australian Government financial assistance including HECS-HELP and FEE-HELP

		Consolidated		Parent entity	
		2010	2009	2010	2009
	Notes	\$'000	\$'000	\$'000	\$'000
(a) Commonwealth Grants Scheme and Other Grants	37.1				
Commonwealth grant scheme ^{#1}		198,820	180,988	198,820	180,988
Indigenous support program		1,495	1,657	1,495	1,657
Partnership & participation program ^{#2}		2,084	619	2,084	619
Workplace reform program		-	2,315	-	2,315
Workplace productivity program		303	495	303	495
Learning & teaching performance fund		-	1,831	-	1,831
Capital development pool		870	-	870	-
Diversity & structural adjustment fund ^{#3}		(42)	2,124	(42)	2,124
Improving the practical component of teacher education initiative		-	975	-	975
Transitional cost program		1,056	2,031	1,056	2,031
Total Commonwealth Grants Scheme and Other Grants		204,586	193,035	204,586	193,035
(b) Higher Education Loan Programs	37.2				
HECS-HELP		129,798	123,361	129,798	123,361
FEE-HELP ^{#4}		11,262	11,800	11,262	11,800
Total Higher Education Loan Programs		141,060	135,161	141,060	135,161
(c) Scholarships	37.3				
Australian postgraduate awards		4,424	3,085	4,424	3,085
International postgraduate research scholarship		501	477	501	477
Commonwealth education cost scholarships ^{#5}		4,492	2,602	4,492	2,602
Commonwealth accommodation scholarships ^{#5}		45	3,931	45	3,931
Indigenous access scholarships		153	258	153	258
Total Scholarships		9,615	10,353	9,615	10,353
(d) DIISR Research	37.4				
Joint research engagement program ^{#6}		7,706	6,776	7,706	6,776
Research training scheme		15,174	14,098	15,174	14,098
Research infrastructure block grants		3,350	3,237	3,350	3,237
Implementation assistance program		85	151	85	151
Australian scheme for higher education repositories		-	255	-	255
Commercialisation training scheme		160	144	160	144
Sustainable research excellence in universities		1,421	-	1,421	-
Total DIISR Research Grants		27,896	24,661	27,896	24,661
(e) Voluntary Student Unionism	37.5				
VSU transition fund		-	260	-	260
Total VSU		-	260	-	260
(f) Other Capital Funding	37.6				
Better universities renewal funding		-	-	-	-
Teaching and learning capital fund		-	23,185	-	23,185
Education investment fund		22,500	15,000	22,500	15,000
Total Other Capital Funding		22,500	38,185	22,500	38,185

2 Australian Government financial assistance including HECS-HELP and FEE-HELP (continued)

	Notes	Consolidated 2010 \$'000	2009 \$'000	Parent entity 2010 \$'000	2009 \$'000
(g) Australian Research Council					
(i) Discovery	37.7				
	37.7(a)				
Project		4,562	5,257	4,562	5,257
Fellowships		264	336	264	336
Indigenous researchers development		-	35	-	35
Total Discovery		4,826	5,628	4,826	5,628
(ii) Linkages					
	37.7(b)				
Infrastructure		800	-	800	-
International		23	37	23	37
Projects		7,773	6,870	7,773	6,870
Total Linkages		8,596	6,907	8,596	6,907
(iii) Networks and Centres					
	37.7(c)				
Centres		2,033	1,965	2,033	1,965
Total Networks and Centres		2,033	1,965	2,033	1,965
Total Australian Research Council		15,455	14,500	15,455	14,500
Other ARC					
ARC Unexpended		(168)	(189)	(168)	(189)
Total Australian Research Council		15,287	14,311	15,287	14,311
(h) Other Australian Government financial assistance					
National Health and Medical Research Council (NHMRC)		4,860	6,462	4,860	6,462
AUSAID		3,394	2,895	3,394	2,895
Department of Health and Ageing		1,656	1,782	1,656	1,782
Grains Research and Development Corporation		1,059	219	1,059	219
Sugar Research & Development Corporation		979	693	979	693
Department of Innovation, Industry, Science and Research		843	2,514	843	2,514
AUSBIOTECH Ltd (EIF Grant)		588	-	588	-
Australian Learning and Teaching Institute		563	920	563	920
University of Queensland		456	128	456	128
Department of Defence		410	365	410	365
DEEWR Indigenous Tutorial Assistance Scheme		368	322	368	322
Department of The Prime Minister & Cabinet		333	135	333	135
Rural Industries Research & Development Corporation		268	242	268	242
Australian Centre for International Agricultural Research (ACIAR)		215	138	215	138
Australian Commission on Safety and Quality in Health Care		200	-	200	-
Cotton Research and Development Corporation		150	29	150	29
CSIRO ICT Centre		140	252	140	252
University of Sydney		137	-	137	-
Griffith University		124	-	124	-
Australian Vector Borne Diseases Institute		100	-	100	-
National ICT Australia		95	25	95	25
Australia Council		95	22	95	22
QLD Institute of Medical Research		85	85	85	85
Defence Material Organisation		84	-	84	-

2 Australian Government financial assistance including HECS-HELP and FEE-HELP (continued)

(h) Other Australian Government financial assistance (continued)

Notes	Consolidated 2010 \$'000	2009 \$'000	Parent entity 2010 \$'000	2009 \$'000
University of Newcastle	59	-	59	-
Attorney General's Department	58	60	58	60
Australian Federal Police	55	75	55	75
University of NSW	49	-	49	-
Department of Infrastructure, Transport, Regional Development & Local Government	46	102	46	102
Department of Foreign Affairs and Trade	39	-	39	-
Department of Families, Housing, Community Services & Indigenous Affairs	35	-	35	-
Tully Sugar Ltd	34	124	34	124
RMIT University	29	-	29	-
Australian Research Council	29	-	29	-
Australian Sports Commission	29	57	29	57
University of Technology Sydney	27	71	27	71
National Ageing Research Institute	17	34	17	34
Australian National University	13	68	13	68
Army Malaria Institute	4	73	4	73
Department of Education, Employment and Workplace Relations	-	210	-	210
Dairy Australia Limited	-	191	-	191
Australian Customs Service	-	100	-	100
University of Western Australia	-	20	-	20
NSW Department of Primary Industries	-	16	-	16
Curriculum Corporation	-	16	-	16
National Drug Law Enforcement Research Fund	-	(81)	-	(81)
Other	79	80	79	80
Total Other Australian Government Financial Assistance	17,805	18,446	17,805	18,446
Total Australian Government financial assistance	438,749	434,412	438,749	434,412

- #1 Includes the basic CGS grant amount, CGS - Regional Loading, CGS - Enabling Loading, Maths and Science Transition Loading and Full Fee Places Transition Loading.
#2 Includes Equity Support Program.
#3 Includes Collaboration & Structural Adjustment Program.
#4 Program is in respect of FEE-HELP for Higher Education only and excludes funds received in respect of VET FEE-HELP.
#5 Includes Grandfathered Scholarships, National Priority and National Accommodation Priority Scholarships respectively.
#6 Includes Institutional Grants Scheme.

Reconciliation

Australian Government grants [(a) + (c) + (d) + (e) + (f) + (g) + (h)]	297,689	299,251	297,689	299,251
HECS-HELP payments	129,798	123,361	129,798	123,361
FEE-HELP payments	11,262	11,800	11,262	11,800
Total Australian Government financial assistance	438,749	434,412	438,749	434,412

2 Australian Government financial assistance including HECS-HELP and FEE-HELP (continued)

Notes	Consolidated 2010 \$'000	2009 \$'000	Parent entity 2010 \$'000	2009 \$'000
(i) Australian Government Grants received - cash basis				
CGS and Other DEEWR Grants	213,524	189,246	213,524	189,246
Higher Education Loan Program	155,912	131,111	155,912	131,111
Scholarships	9,615	10,353	9,615	10,353
DIISR Research	27,896	24,661	27,896	24,661
Voluntary Student Unionism	-	260	-	260
Other Capital Funding	22,500	38,185	22,500	38,185
ARC grants - Discovery	4,581	5,293	4,581	5,293
ARC grants - Linkages	7,827	6,487	7,827	6,487
ARC grants - Networks and Centres	1,674	1,546	1,674	1,546
Other Australian Government Grants	17,805	18,446	17,805	18,446
Total Australian Government Grants received - cash basis	461,334	425,590	461,334	425,590
OS-Help (Net)	547	245	547	245
Total Australian Government funding received - cash basis	461,881	425,834	461,881	425,834

3 State and Local Government financial assistance

	Consolidated 2010 \$'000	2009 \$'000	Parent entity 2010 \$'000	2009 \$'000
State Government financial assistance	9,425	10,440	9,199	10,421
Local Government financial assistance	125	365	125	365
Total State and Local Government financial assistance	9,550	10,805	9,324	10,786

4 Fees and charges

	Consolidated 2010 \$'000	2009 \$'000	Parent entity 2010 \$'000	2009 \$'000
Course fees and charges				
Fee-paying overseas students	115,365	100,717	115,365	100,717
Continuing education	5,082	5,237	4,937	5,237
Fee-paying domestic postgraduate students	11,812	10,451	11,812	10,451
Fee-paying domestic undergraduate students	4,986	5,972	4,986	5,972
Fee-paying domestic non-award students	2,058	1,632	2,058	1,632
Other domestic course fees and charges	35	24	35	24
Total course fees and charges	139,338	124,033	139,193	124,033
Other non-course fees and charges				
Amenities and service fees	1,700	1,448	1,696	1,443
Late fees	178	175	178	175
Library fines	1	2	1	2
Parking fees	2,504	2,623	2,519	2,629
Registration fees	529	559	529	559
Rental charges	2,745	2,107	2,351	1,604
Student accommodation	95	85	95	85
Library photocopiers	1,758	1,774	1,758	1,774
Other fees and charges	195	220	195	220
Total other fees and charges	9,705	8,993	9,322	8,491
Total fees and charges	149,043	133,026	148,515	132,524

5 Investment revenue and income

	Consolidated		Parent entity	
	2010	2009	2010	2009
	\$'000	\$'000	\$'000	\$'000
Interest	6,609	2,286	6,534	2,243
Dividends	-	1,180	-	1,180
Investment fund distributions	14,479	13,296	14,479	13,296
Unrealised investment gain / (loss)	4,632	32,244	1,458	29,512
Net investment income	25,720	49,006	22,471	46,231

6 Royalties, trademarks and licences

	Consolidated		Parent entity	
	2010	2009	2010	2009
	\$'000	\$'000	\$'000	\$'000
Royalties	482	166	157	108
Total royalties, trademarks and licences	482	166	157	108

7 Consultancy and contracts

	Consolidated		Parent entity	
	2010	2009	2010	2009
	\$'000	\$'000	\$'000	\$'000
Consultancy	17,697	22,361	17,674	22,214
Contract research	18,811	31,965	19,025	32,177
Total consultancy and contracts	36,508	54,326	36,699	54,391

8 Other revenue and income

	Consolidated		Parent entity	
	2010	2009	2010	2009
	\$'000	\$'000	\$'000	\$'000
Donations and bequests	10,442	14,993	10,442	15,023
Scholarships and prizes	1,031	632	1,031	632
Non-government grants	13,381	13,946	13,381	14,036
Net gain / (loss) on disposal of assets	539	(459)	539	(459)
Sale of goods	9,243	9,687	9,246	9,687
Recoveries	13,467	9,391	14,544	9,921
Sponsorships	597	816	597	816
Other	1,546	1,741	1,509	1,733
Total other revenue and income	50,246	50,747	51,289	51,389

9 Employee related expenses

	Consolidated		Parent entity	
	2010	2009	2010	2009
	\$'000	\$'000	\$'000	\$'000
Academic				
Salaries	142,588	128,185	142,588	128,185
Contribution to superannuation and pension schemes:				
Funded	22,704	20,509	22,704	20,509
Payroll tax	8,447	7,616	8,447	7,616
Worker's compensation	365	369	365	369
Long service leave expense	4,711	4,996	4,711	4,996
Annual leave	11,647	10,432	11,647	10,432
Parental leave expense	1,193	476	1,193	476
Total academic	191,655	172,583	191,655	172,583
Non-academic				
Salaries	161,076	148,200	159,361	146,529
Contribution to superannuation and pension schemes:				
Funded	25,734	23,185	25,599	23,095
Payroll tax	9,687	8,799	9,606	8,722
Workers' compensation	513	515	508	511
Long service leave expense	3,958	4,331	3,958	4,331
Annual leave	15,216	13,176	15,216	13,140
Parental leave expense	1,660	1,071	1,660	1,071
Total non-academic	217,844	199,277	215,908	197,399
Total employee related expenses	409,499	371,860	407,563	369,982

10 Depreciation and amortisation

	Consolidated		Parent entity	
	2010	2009	2010	2009
	\$'000	\$'000	\$'000	\$'000
Depreciation				
Buildings	27,994	37,015	27,994	37,015
Plant and equipment	9,547	8,530	9,531	8,518
Total depreciation	37,541	45,545	37,525	45,533
Amortisation				
Leasehold improvements	7,343	1,357	7,339	1,276
Intangibles	741	689	741	689
Total amortisation	8,084	2,046	8,080	1,965
Total depreciation and amortisation	45,625	47,591	45,605	47,498

11 Repairs and maintenance

	Consolidated		Parent Entity	
	2010	2009	2010	2009
	\$'000	\$'000	\$'000	\$'000
Buildings	10,124	10,607	10,121	10,608
Non-capitalised construction	5,487	5,646	5,487	5,646
Computing	7,380	7,703	7,356	7,643
Equipment	939	1,013	939	1,013
Other	983	726	982	721
Total repairs and maintenance	24,913	25,695	24,885	25,631

12 Borrowing costs

	Consolidated		Parent entity	
	2010	2009	2010	2009
	\$'000	\$'000	\$'000	\$'000
Interest charges	536	277	536	277
Total borrowing costs expensed	536	277	536	277

13 Impairment of assets

	Consolidated		Parent entity	
	2010	2009	2010	2009
	\$'000	\$'000	\$'000	\$'000
Doubtful debts written off	655	691	655	691
Change in provision for bad and doubtful debts	1,369	481	1,156	418
Total impairment of assets	2,024	1,172	1,811	1,109

14 Other expenses

	Consolidated		Parent entity	
	2010	2009	2010	2009
	\$'000	\$'000	\$'000	\$'000
Scholarships, grants and prizes	46,440	41,527	46,440	41,527
Non-capitalised equipment	12,517	15,799	12,506	15,763
Advertising, marketing and promotional expenses	9,249	10,541	9,188	10,456
Audit fees, bank charges, legal costs and insurance expenses	5,063	5,410	4,974	5,315
General consumables	8,478	7,174	8,483	7,180
Printing and stationery	3,747	4,057	3,746	4,042
Rental, hire and other leasing fees	18,029	15,815	17,751	15,645
Telecommunications	3,312	3,520	3,294	3,488
Travel and related staff development and training	20,306	18,366	20,224	18,276
Postage and freight	1,503	1,558	1,499	1,556
Intellectual property	1,411	1,495	1,384	1,368
Commission	7,346	8,101	7,331	8,101
Cost of sales	5,657	6,245	5,657	6,245
Contributions to collaborative projects	10,983	10,544	11,171	10,732
Library acquisitions	9,427	8,242	9,427	8,242
Utilities	10,109	9,288	10,104	9,280
Consultants and contractors	25,909	27,246	25,162	27,032
Donations and sponsorships	1,863	987	1,860	972
Memberships of professional associations	1,227	1,085	1,217	1,075
Other	576	714	561	682
Total other expenses	203,152	197,714	201,979	196,977

15 Income tax

	Consolidated		Parent entity	
	2010	2009	2010	2009
	\$'000	\$'000	\$'000	\$'000
Income tax	-	-	-	-
Total income tax	-	-	-	-

16 Cash and cash equivalents

	Consolidated 2010 \$'000	2009 \$'000	Parent entity 2010 \$'000	2009 \$'000
Cash at bank and on hand	8,616	4,651	6,238	2,232
Deposits at call	52,663	72,597	52,663	72,597
Term deposits	40,000	-	40,000	-
Total cash and cash equivalents	101,279	77,248	98,901	74,829

(a) Reconciliation to cash at the end of the year

The above figures are reconciled to cash at the end of the year as shown in the statement of cash flows as follows:

Balances as above	101,279	77,248	98,901	74,829
Less: Bank overdrafts	-	-	-	-
Balances per cash flow statement	101,279	77,248	98,901	74,829

(b) Cash at bank and on hand

Cash at bank is an interest bearing account with interest received monthly. The effective interest rate as at 31 December 2010 was 4.25% (2009: 3.25%).

(c) Deposits at call

Deposits at call are interest bearing on floating interest rates. The effective interest rate as at 31 December 2010 was 5.68% (2009: 4.30%). These deposits are repayable with 24 hours notice.

(d) Term deposits

Term deposits are held for the purpose of meeting short-term cash commitments. Term deposits held as at 31 December 2010 were deposited in A1+ rated financial institutions, with a maturity of three months or less from the date of acquisition.

17 Receivables

	Consolidated 2010 \$'000	2009 \$'000	Parent entity 2010 \$'000	2009 \$'000
Current				
Student fees	30,129	5,082	30,129	5,082
Less: Provision for impaired receivables	-	(533)	-	(533)
	30,129	4,549	30,129	4,549
Student loans	235	134	235	134
Less: Provision for impaired receivables	(44)	(31)	(44)	(31)
	191	103	191	103
Trade	15,082	12,107	14,630	11,877
Less: Provision for impaired receivables	(4,494)	(2,739)	(4,218)	(2,674)
	10,588	9,368	10,412	9,203
Prepayments	11,680	10,719	11,650	10,809
Goods and services tax refund due	2,031	1,809	1,981	1,746
Accrued revenue	2,463	19,337	2,463	19,337
	16,174	31,865	16,094	31,892
Total current receivables	57,082	45,885	56,826	45,747
Non-current				
Prepayments	23,630	21,418	23,630	21,418
Total non-current receivables	23,630	21,418	23,630	21,418
Total receivables	80,712	67,303	80,456	67,165

17 Receivables (continued)

The value of student debtors increased by \$25.047 million due to a change in the timing of first semester billing which brought forward the raising of invoices through the implementation of the new student and academic management system (SAMS) in 2010. All receivables are raised to the student's account upon enrolment and a significant portion of the debtors balance relates to 2011 income that is held in unearned revenue (refer note 26).

(a) Impaired receivables

As at 31 December 2010 current receivables of the group with a nominal value of \$4.538 million, comprising student loans of \$44,000 and trade receivables of \$4.494 million (2009: \$3.303 million, comprising student fees of \$533,000; student loans of \$31,000 and trade receivables of \$2.739 million) were impaired. The amount of the provision was \$4.538 million (2009: \$3.303 million). Impaired receivables mainly relate to unpaid trade invoices.

The ageing analysis of these receivables is as follows:

	Consolidated 2010 \$'000	2009 \$'000
Student fees		
Under 3 months	-	1
3 to 6 months	-	345
Over 6 months	-	187
	<u>-</u>	<u>533</u>
Student loans		
Under 3 months	5	11
3 to 6 months	13	7
Over 6 months	26	13
	<u>44</u>	<u>31</u>
Trade		
Under 3 months	211	296
Over 3 months	4,283	2,443
	<u>4,494</u>	<u>2,739</u>

As at 31 December 2010, trade receivables of \$6.172 million (2009: \$2.488 million) and student fees of \$3.343 million (2009: \$410,000) were past due but not impaired. With trade receivables, a large portion of the outstanding debt is owed by government agencies, which are considered recoverable.

The ageing of these receivables is as follows:

	Consolidated 2010 \$'000	2009 \$'000
Student fees		
Under 3 months	2,597	206
3 to 6 months	746	179
Over 6 months	-	25
	<u>3,343</u>	<u>410</u>
Trade		
Under 3 months	6,172	2,488
3 to 6 months	-	-
Over 6 months	-	-
	<u>6,172</u>	<u>2,488</u>

17 Receivables (continued)

Movements in the provision for impaired receivables are as follows:

	Consolidated 2010 \$'000	2009 \$'000
Student fees		
At 1 January	533	473
Provision for impairment recognised during the year	278	533
Receivables written off during the year as uncollectible	(593)	(437)
Unused amount reversed	(218)	(36)
At 31 December	-	533
Student loans		
At 1 January	31	66
Provision for impairment recognised during the year	27	31
Receivables written off during the year as uncollectible	-	(20)
Unused amount reversed	(14)	(46)
At 31 December	44	31
Trade		
At 1 January	2,739	2,214
Provision for impairment recognised during the year	1,817	758
Receivables written off during the year as uncollectible	(62)	(233)
Unused amount reversed	-	-
At 31 December	4,494	2,739

(b) Foreign exchange and interest rate risk

The carrying amounts of the group's receivables are denominated in the following currencies:

	Consolidated 2010 \$'000	2009 \$'000	Parent entity 2010 \$'000	2009 \$'000
Australian dollars	80,652	66,853	80,396	66,716
US dollars	26	391	26	391
CN yuan	29	33	29	33
IN rupee	5	-	5	-
GB pound	-	23	-	22
Euro	-	3	-	3
	80,712	67,303	80,456	67,165
Current receivables	57,082	45,885	56,826	45,747
Non-current receivables	23,630	21,418	23,630	21,418
	80,712	67,303	80,456	67,165

A summarised analysis of the sensitivity of receivables to foreign exchange and interest rate risk can be found in note 36.

(c) Fair value and credit risk

Due to the short-term nature of these receivables, their carrying amount is assumed to approximate their fair value.

18 Inventories

	Consolidated		Parent entity	
	2010	2009	2010	2009
	\$'000	\$'000	\$'000	\$'000
Current				
Inventories - including Bookshop	3,380	3,845	3,381	3,842
Land held for sale - at cost	-	1,200	-	1,200
Total current Inventories	3,380	5,045	3,381	5,042
Total Inventories	3,380	5,045	3,381	5,042

The land held in inventories in 2009 was re-classified as a non-current asset held for sale in 2010 (refer note 20).

19 Other financial assets

	Consolidated		Parent entity	
	2010	2009	2010	2009
	\$'000	\$'000	\$'000	\$'000
Current				
QIC investment funds	175,579	179,953	175,579	179,953
Leaf Energy Ltd	72	-	-	-
Total current other financial assets	175,651	179,953	175,579	179,953
Non Current				
<i>Shares in subsidiaries</i>				
QUT Enterprise Holdings Trust	-	-	2,624	1,986
QUT Enterprise Holdings Pty Ltd	-	-	10	10
<i>Listed securities</i>				
Tissue Therapies Ltd	5,823	1,294	5,823	1,294
Impedimed Ltd	303	292	303	292
Leaf Energy Ltd	424	-	-	-
<i>Unlisted securities</i>				
AARNet Pty Ltd	1	1	1	1
Australian CRC for Interactive Design Pty Ltd	-	361	-	361
Smart Internet Technology CRC Pty Ltd	-	51	-	51
Farmacule Bioindustries Pty Ltd	-	30	-	30
Education Australia Ltd	685	578	685	578
<i>Managed investment funds</i>				
QIC investment funds	29,685	26,120	29,685	26,120
SciVentures Pre-Seed Fund	185	221	185	221
Total non-current other financial assets	37,106	28,946	39,316	30,942
Total other financial assets	212,757	208,899	214,895	210,895

Changes in fair values of other financial assets are recorded in the income statement.

Managed investment funds

The QIC investment funds were established to provide the University with long term strategic funding capabilities. Contained within the balance of the QIC investment funds are the University's endowment funds which are classified as a non-current asset. These funds are used to fund scholarships, prizes, sponsorships and research initiatives.

The University's investment in SciVentures Pre-Seed Fund is for the purpose of supporting pre-seed stage research and development activities carried out by universities and Commonwealth public sector research agencies. The University's holding represents less than 2% of total unit holdings in the Fund. Sciventures Pty Ltd is the funds management company, licensed by the Commonwealth to manage the Fund.

Subsidiaries

The details of subsidiaries are set out in note 33.

19 Other financial assets (continued)

Listed securities

Tissue Therapies Ltd (ASX:TIS) was established to develop and commercialise tissue technology. The University holds less than 6% (2009: 11%) of the shareholding in Tissue Therapies Ltd. Tissue Therapies Ltd share price increased 350% during the 2010 year. The increase in value is attributed to the improved commercial viability of VitroGro® technology.

Impedimed Ltd (ASX:IPD) was formerly known as Impedimed Pty Ltd. Impedimed listed in October 2007. The University holds less than 2% of the total shares in Impedimed Ltd.

During the 2010 year, Farmacule merged with AquaCarotene. The shares in AquaCarotene were then transferred to the University's fully owned subsidiary, qutbluebox Pty Ltd. AquaCarotene's name changed in late 2010 to Leaf Energy Ltd (ASX:LER). Leaf Energy Ltd shares are recorded within the University's consolidated figures.

Unlisted securities

The University has investments across a number of companies. The University has not equity accounted for any unlisted securities as the investments that the University has in these companies are not material.

The Australian CRC for Interactive Design (ACID) Pty Ltd was incorporated in Australia and its core business is the research, development and commercialisation of content and technologies for the creative industries. While the University has a significant influence with 51% (2009: 48%) of the shareholding, the University does not control the entity with respect to its voting rights. ACID is currently in the process of winding up. It is unlikely the University will receive any distributions upon winding up.

The University has no significant influence on its remaining investments as follows:

- AARNet Pty Ltd provides network connectivity for Australian universities and the CSIRO. The University has less than 3% of the total shareholding in AARNet Pty Ltd.
- Smart Internet Technology CRC Pty Ltd develops new technologies in the 'Smart Internet' arena. The University sold its shares during 2010.
- Education Australia Ltd is a company offering student placement and English language testing services. The University holds less than 3% of the shareholding in Education Australia Ltd. The shares are valued using the net asset method.

The University also has holdings with immaterial value. These holdings carry minimal value due to there not being an active market to trade or the shares are held as part of membership. These holdings include the following unlisted entities; Icon.Net Pty Ltd (deregistered during 2010); Impedance Cardiology Systems (US holding); Cellborne Lipids Pty Ltd; the Cooperative Research Centre for Sugar Industry Innovation through Biotechnology (wound up during 2010); Sarcon Innovations Pty Ltd; IELTS Pty Ltd; Wound Management CRC Pty Ltd; Spatial Information Systems Research Limited; and Smart Services CRC Pty Ltd.

20 Non-current assets classified as held for sale

	Consolidated 2010 \$'000	2009 \$'000	Parent entity 2010 \$'000	2009 \$'000
Land	4,928	-	4,928	-
Buildings	10,801	-	10,801	-
Total non-current assets classified as held for sale	15,729	-	15,729	-

All assets have been recorded at fair value less costs to sell, for further details refer to note 1(l).

21 Property, plant and equipment

Consolidated	Construction in progress \$'000	Land \$'000	Buildings \$'000	Property, plant and equipment \$'000	Leasehold improvements \$'000	Other property, plant and equipment \$'000	Total \$'000
At 1 January 2009							
- Cost	54,551	-	11,362	83,138	4,880	1,202	155,133
- Valuation	-	185,940	994,576	-	-	11,770	1,192,286
Accumulated depreciation	-	-	(462,787)	(42,895)	(2,697)	-	(508,379)
Net book amount	54,551	185,940	543,151	40,243	2,183	12,972	839,040
Year ended 31 December 2009							
Opening net book amount	54,551	185,940	543,151	40,243	2,183	12,972	839,040
Revaluation surplus	-	27,060	(22,489)	-	-	510	5,081
Additions	44,815	7,138	25,633	13,917	46,653	1,033	139,189
Assets included in a disposal group classified as held for sale and other disposals	-	-	-	(515)	-	(17)	(532)
Depreciation charge	-	-	(37,014)	(8,530)	(1,357)	-	(46,901)
Reclassifications	(71,588)	-	-	-	883	-	(70,705)
Closing net book amount	27,778	220,138	509,281	45,115	48,362	14,498	865,172
At 31 December 2009							
- Cost	27,778	7,138	13,759	92,991	52,416	1,247	195,329
- Valuation	-	213,000	971,084	-	-	13,251	1,197,335
Accumulated depreciation	-	-	(475,562)	(47,876)	(4,054)	-	(527,492)
Net book amount	27,778	220,138	509,281	45,115	48,362	14,498	865,172
Year ended 31 December 2010							
Opening net book amount	27,778	220,138	509,281	45,115	48,362	14,498	865,172
Revaluation surplus	-	(1,680)	(47,399)	-	-	218	(48,861)
Additions	70,462	-	6,232	12,479	5,290	205	94,666
Assets included in a disposal group classified as held for sale and other disposals	-	(3,982)	(10,803)	(322)	-	-	(15,107)
Depreciation charge	-	-	(27,994)	(9,547)	(7,344)	-	(44,885)
Reclassifications	(11,471)	-	-	-	-	-	(11,471)
Closing net book amount	86,769	214,476	429,316	47,725	46,308	14,920	839,514
At 31 December 2010							
- Cost	86,769	-	39,747	97,296	57,649	200	281,661
- Valuation	-	214,476	830,901	-	-	14,720	1,060,097
Accumulated depreciation	-	-	(441,332)	(49,571)	(11,341)	-	(502,244)
Net book amount	86,769	214,476	429,316	47,725	46,308	14,920	839,514

21 Property, plant and equipment (continued)

Parent entity	Construction in progress \$'000	Land \$'000	Buildings \$'000	Property, plant and equipment \$'000	Leasehold improvements \$'000	Other property, plant and equipment \$'000	Total \$'000
At 1 January 2009							
- Cost	54,551	-	11,362	82,988	4,732	1,202	154,835
- Valuation	-	185,940	994,576	-	-	11,770	1,192,286
Accumulated depreciation	-	-	(462,787)	(42,759)	(2,673)	-	(508,219)
Net book amount	54,551	185,940	543,151	40,229	2,059	12,972	838,902
Year ended 31 December 2009							
Opening net book amount	54,551	185,940	543,151	40,229	2,059	12,972	838,902
Revaluation surplus	-	27,060	(22,489)	-	-	510	5,081
Additions	44,815	7,138	25,633	13,877	46,639	1,033	139,134
Assets included in a disposal group classified as held for sale and other disposals	-	-	-	(515)	-	(17)	(532)
Depreciation charge	-	-	(37,014)	(8,517)	(1,276)	-	(46,807)
Reclassifications	(71,588)	-	-	-	883	-	(70,705)
Closing net book amount	27,778	220,138	509,281	45,073	48,305	14,498	865,073
At 31 December 2009							
- Cost	27,778	7,138	13,759	92,807	52,254	1,247	194,983
- Valuation	-	213,000	971,084	-	-	13,251	1,197,335
Accumulated depreciation	-	-	(475,562)	(47,734)	(3,949)	-	(527,245)
Net book amount	27,778	220,138	509,281	45,073	48,305	14,498	865,073
Year ended 31 December 2010							
Opening net book amount	27,778	220,138	509,281	45,073	48,305	14,498	865,073
Revaluation surplus	-	(1,680)	(47,399)	-	-	218	(48,861)
Additions	70,462	-	6,232	12,458	5,290	205	94,645
Assets included in a disposal group classified as held for sale and other disposals	-	(3,982)	(10,803)	(319)	-	-	(15,104)
Depreciation charge	-	-	(27,994)	(9,531)	(7,339)	-	(44,864)
Reclassifications	(11,471)	-	-	-	-	-	(11,471)
Closing net book amount	86,769	214,476	429,316	47,681	46,256	14,920	839,418
At 31 December 2010							
- Cost	86,769	-	39,747	97,131	57,544	200	281,391
- Valuation	-	214,476	830,901	-	-	14,720	1,060,097
Accumulated depreciation	-	-	(441,332)	(49,450)	(11,288)	-	(502,070)
Net book amount	86,769	214,476	429,316	47,681	46,256	14,920	839,418

21 Property, plant and equipment (continued)

Property, plant & equipment includes all operational assets.

Other property, plant & equipment includes non-operational assets such as artworks.

Buildings include buildings which are heritage listed. The value of these assets represents their functional service to the University rather than their heritage value to the State of Queensland, as the University's main purpose in holding these assets is to provide educational services.

(a) Valuations of land and buildings

Land was indexed in 2010 using rates provided by an independent valuer. The next independent valuation of land is due in 2014 as detailed in note 1(p).

Buildings (including heritage and land improvements) were indexed in 2010 using rates sourced from the Australian Bureau of Statistics. The next independent valuation of buildings is due in 2011 as detailed in note 1(p).

(b) Non-current assets pledged as security

There are no non-current assets pledged as security by QUT or any of its controlled entities.

(c) Valuation of other property, plant and equipment

The QUT museum collections were indexed in 2010 with a rate provided by the QUT Art Curator. The next independent valuation of the museum collections is due in 2011 as detailed in note 1(p).

22 Intangible assets

Consolidated

Year ended 31 December 2009

	Software under construction ¹ \$'000	Software at cost \$'000	Total \$'000
Opening net book amount	19,245	2,348	21,593
Additions	9,048	2,454	11,502
Disposals	-	(223)	(223)
Amortisation charge	-	(689)	(689)
Reclassifications	(2,430)	-	(2,430)
Closing net book amount	25,863	3,890	29,753

At 31 December 2009

Cost	25,863	10,916	36,779
Accumulated amortisation	-	(7,026)	(7,026)
Net book amount	25,863	3,890	29,753

Year ended 31 December 2010

Opening net book amount	25,863	3,890	29,753
Additions	7,128	27,444	34,571
Disposals	-	-	-
Amortisation charge	-	(741)	(741)
Reclassifications	(27,456)	-	(27,456)
Closing net book amount	5,535	30,592	36,127

At 31 December 2010

Cost	5,535	38,359	43,894
Accumulated amortisation	-	(7,767)	(7,767)
Net book amount	5,535	30,592	36,127

¹Includes capitalisation of internally generated software

Parent entity

Year ended 31 December 2009

	Software under construction ¹ \$'000	Software at cost \$'000	Total \$'000
Opening net book amount	19,245	2,348	21,593
Additions	9,048	2,454	11,502
Disposals	-	(223)	(223)
Amortisation charge	-	(689)	(689)
Reclassifications	(2,430)	-	(2,430)
Closing net book amount	25,863	3,890	29,753

At 31 December 2009

Cost	25,863	10,916	36,779
Accumulated amortisation	-	(7,026)	(7,026)
Net book amount	25,863	3,890	29,753

Year ended 31 December 2010

Opening net book amount	25,863	3,890	29,753
Additions	7,128	27,444	34,571
Disposals	-	-	-
Amortisation charge	-	(741)	(741)
Reclassification	(27,456)	-	(27,456)
Closing net book amount	5,535	30,592	36,127

At 31 December 2010

Cost	5,535	38,359	43,894
Accumulated amortisation	-	(7,767)	(7,767)
Net book amount	5,535	30,592	36,127

¹Includes capitalisation of internally generated software

23 Trade and other payables

	Consolidated 2010 \$'000	2009 \$'000	Parent entity 2010 \$'000	2009 \$'000
Current				
Trade creditors	14,462	17,883	14,010	17,500
Accrued expenses	27,501	20,692	27,300	20,379
OS-HELP liability to Australian Government	1	(2)	1	(2)
Other payables	1,620	-	1,620	-
Total current trade and other payables	43,584	38,573	42,931	37,877
Non-current				
Total non-current trade and other payables	-	-	-	-
Total trade and other payables	43,584	38,573	42,931	37,877

OS-HELP is a loan scheme to assist eligible undergraduate students to undertake some of their course of study overseas. Due to the short-term nature of current trade creditors, the carrying value is assumed to approximate the fair value.

Other payables was enabled in 2010 to recognise monies held temporarily on behalf of third parties such as Wound Management CRC and the Sustainable Built Environment National Research Centre for transfer to research projects.

24 Borrowings

	Consolidated 2010 \$'000	2009 \$'000	Parent entity 2010 \$'000	2009 \$'000
Current				
Secured				
Total current secured borrowings	-	-	-	-
Unsecured				
Total current unsecured borrowings	-	-	-	-
Total current borrowings	-	-	-	-
Non-current				
Secured				
Total non-current secured borrowings	-	-	-	-
Unsecured				
Queensland Government Loans	7,948	6,693	7,948	6,693
Total non-current unsecured borrowings	7,948	6,693	7,948	6,693
Total non-current borrowings	7,948	6,693	7,948	6,693
Total borrowings	7,948	6,693	7,948	6,693

The Queensland Government, through the Smart State Research Facilities Fund, has lent a total of \$32 million towards the construction of: the Institute of Health and Biomedical Innovation (IHBI) \$22.5 million; the Medical Engineering Research Facility (MERF) \$5 million; the Plant Growth Facility \$500,000; the Australian Research Centre for Aerospace Automation (ARCAA) \$3.2 million; and the Mackay Sugar Research Facility \$800,000. The \$32 million in borrowings has a net present value of \$7.948 million.

Under the State's Borrowing Program, the University has access to an \$11.5 million working capital loan facility through the Queensland Treasury Corporation (QTC). The working capital loan facility, which is a temporary overdraft (limit of up to 30 days) used for cash flow management, was not accessed during 2010.

(a) Interest rate risk exposure

Details of the University's exposure to interest rate changes on interest bearing liabilities are set out in financial risk management (refer note 36).

24 Borrowings (continued)

(b) Fair value disclosures

Details of fair value of interest bearing liabilities for the University are set out in financial risk management (refer note 36).

(c) Security

The University does not have any assets pledged as security for current interest bearing liabilities.

The carrying amounts of the University's borrowings are denominated in the following currencies:

	Consolidated		Parent entity	
	2010	2009	2010	2009
	\$'000	\$'000	\$'000	\$'000
Australian dollars	7,948	6,693	7,948	6,693
US dollars	-	-	-	-
	7,948	6,693	7,948	6,693

25 Provisions

	Consolidated		Parent entity	
	2010	2009	2010	2009
	\$'000	\$'000	\$'000	\$'000
Current provisions expected to be settled within 12 months				
Employee benefits				
Annual leave	11,861	10,634	11,776	10,544
Long service leave	2,379	2,340	2,379	2,340
Parental leave	530	389	530	389
Subtotal	14,770	13,363	14,685	13,273
Current provisions expected to be settled after more than 12 months				
Employee benefits				
Annual leave	4,603	4,112	4,603	4,112
Long service leave	27,360	26,902	27,360	26,902
Subtotal	31,963	31,014	31,963	31,014
Total current provisions	46,733	44,377	46,648	44,287
Non-current provisions				
Employee benefits				
Long service leave	15,608	12,625	15,589	12,611
Total non-current provisions	15,608	12,625	15,589	12,611
Total provisions	62,341	57,002	62,237	56,898

The annual leave provision reflects the amount of annual leave accrued as at 31 December 2010.

The long service leave provision reflects the amount of long service leave accrued as at 31 December 2010. The provision is calculated on the probability, based on corporate experience, of employees reaching an entitlement to long service leave. The current provision reflects the accumulated cost of long service leave for employees with over 10 years of service. The non-current provision reflects the accumulated cost of long service leave for employees with under 10 years of service.

26 Other liabilities

	Consolidated 2010 \$'000	2009 \$'000	Parent entity 2010 \$'000	2009 \$'000
Current				
Advances other	559	78	559	78
Unearned revenue	41,619	15,447	41,619	15,410
Total current other liabilities	<u>42,178</u>	<u>15,525</u>	<u>42,178</u>	<u>15,488</u>
Non-current				
Lease expenses	1,608	1,275	1,602	1,262
Unearned revenue	3,184	3,800	3,184	3,800
Total non-current other liabilities	<u>4,792</u>	<u>5,075</u>	<u>4,786</u>	<u>5,062</u>
Total other liabilities	<u>46,970</u>	<u>20,600</u>	<u>46,964</u>	<u>20,550</u>

Lease expenses reflect the difference between actual and straight-line payments for operating leases held by the University as at 31 December 2010. Lease expenses were previously disclosed under provisions.

Unearned revenue consists of student fees received in advance and unearned as at 31 December 2010. The 2010 result includes \$25.815 million of fees for 2011 teaching periods mainly from enrolled continuing students, while the comparative figure for 2009 is significantly lower due to the billing occurring in 2010. This increase is reflected in a corresponding movement in student debtors balances (refer note 17).

Unearned revenue also includes a building lease incentive which is being amortised over the life of the lease term through to October 2016. This lease incentive was received in 2009 and the residual amount consists of a non-current component \$3.184 million (2009: \$3.8 million) and a current component \$1.084 million (2009: \$651,000).

27 Reserves and retained earnings

	Consolidated 2010 \$'000	2009 \$'000	Parent entity 2010 \$'000	2009 \$'000
(a) Reserves				
Property, plant and equipment revaluation reserve	329,393	378,253	329,393	378,253
Available-for-sale asset revaluation reserve	36	-	(255)	-
Endowment fund	29,685	26,120	29,685	26,120
Total Reserves	359,114	404,373	358,823	404,373

Movements

Property, plant and equipment revaluation reserve

Balance 1 January	378,253	373,172	378,253	373,172
Revaluation - gross	(48,861)	5,081	(48,861)	5,081
Balance 31 December	329,393	378,253	329,393	378,253

Available-for-sale asset revaluation reserve

Balance 1 January	-	-	-	-
Revaluation - gross	36	-	(255)	-
Balance 31 December	36	-	(255)	-

Endowment fund

Balance 1 January	26,120	41,437	26,120	41,437
Opening Endowment fund adjustment	-	-	-	-
Transfers - Retained surplus	3,565	(15,318)	3,565	(15,318)
Balance 31 December	29,685	26,120	29,685	26,120

(b) Retained earnings

Movements in retained earnings were as follows:

Retained surplus at 1 January	726,179	600,568	726,366	600,567
Operating result for the year	46,927	110,293	47,203	110,481
Transfers - Endowment fund	(3,565)	15,318	(3,565)	15,318
Retained earnings at 31 December	769,541	726,179	770,004	726,366

Nature and purpose of reserves

The property, plant and equipment revaluation reserve holds the amounts of indexation and revaluation increases or decreases over the life of the University's assets.

The available for sale investment revaluation reserve holds the amounts of revaluation increases or decreases over the life of the University's available for sale investments.

The endowment fund is to be held in perpetuity for the benefit of future students through the provision of scholarships and bursaries.

28 Key management personnel disclosures

(a) Names of responsible persons and executive officers

The following were responsible persons and executive officers of QUT or its subsidiaries during the financial year:

Chancellor	Major General P Arnison, AC CVO (Retd)
Deputy Chancellor	Mr H Nalder (Appointed 01 January 2010) Ms R Vilgan (Resigned 31 December 2009)
Vice Chancellor	Prof P Coaldrake
Nominees of the Governor in Council	Prof A Kelso Ms H Gluer Mr H Nalder Dr J Puttick Dr L Perry Mr N Jarro Ms R Vilgan Mr S Keim (Resigned 30 June 2010) Mrs P Francini-O'Hagan (Appointed 9 December 2010)
Nominees of Council	Prof M Wainwright Dr K Hilless (Resigned 31 December 2009) Mr D Fishel (Appointed 30 May 2010)
Elected professional staff	Ms W Harper Ms S Eastman
Elected academic staff	Prof J Clements Mr R Daniels Prof R Wolff
Elected student members	Ms C Fitzgerald (Resigned 20 November 2010) Mr J Duffy (Resigned 20 November 2010) Ms K Henderson (Appointed 21 November 2010) Mr J Phillpot (Appointed 21 November 2010)
Elected alumni members	Mr B Hooker (Resigned 18 February 2010) Ms M Vecchio Dr T Baker (Appointed 24 February 2010)
Secretary	Dr C Dickenson
Directors of Creative Industries Precinct Pty Ltd	Mr B Richards Mr C Cooke Mr D Fishel Ms R Drinkwater Mr S Sheppard Prof S Street
Secretary of Creative Industries Precinct Pty Ltd	Mr C Melvin
Directors of QUT Enterprise Holdings Pty Ltd	Prof P Coaldrake Prof K Bowman (Alternate Director) Mr R Mortimer Mr S Pincus Ms S Rix Mr J Puttick (Appointed 01 January 2010)
Secretary of QUT Enterprise Holdings Pty Ltd	Ms K Trott

28 Key management personnel disclosures (continued)

(a) Names of responsible persons and executive officers (continued)

Directors of qutbluebox Pty Ltd	Prof T Cochrane Prof A Sharma Mr A Loch Mr H Nalder Dr T Evans
Secretary of qutbluebox Pty Ltd	Mr S Denaro

(b) Other key management personnel

The following persons also had authority and responsibility for planning, directing and controlling the activities of QUT or its subsidiaries during the financial year:

Prof P Coaldrake	Vice-Chancellor	QUT
Prof T Cochrane	Deputy Vice-Chancellor, Technology, Information & Learning Support	QUT
Dr C Dickenson	Registrar & Head, Administration Services	QUT
Prof S Towers	Head, Office of Teaching Quality	QUT
Prof K Bowman	Deputy Vice-Chancellor, Academic	QUT
Prof A Sharma	Deputy Vice-Chancellor, Research & Commercialisation	QUT
Prof S Sheppard	Deputy Vice-Chancellor, International & Development	QUT
Mr S Pincus	Executive Director, Finance & Resource Planning	QUT
Ms A Rooke	Executive Officer	Creative Industries Precinct Pty Ltd
Mr M Finney	Chief Executive Officer	qutbluebox Pty Ltd

All of the above persons were also key management persons during the year ended 31 December 2010.

(c) Remuneration of Board Members and Executives

The Board Members and Executives who received remuneration from the University, including the Chancellor in his role as head of the University Council (the University leases and maintains a motor vehicle and pays a membership to the Queensland Club for the Chancellor) and the Board Members of QUT Enterprise Holdings Pty Ltd, qutbluebox Pty Ltd and Creative Industries Precinct Pty Ltd are as follows:

	Consolidated 2010 Number	2009 Number	Parent entity 2010 Number	2009 Number
Remuneration of responsible persons				
Nil to \$9,999	8	8	-	-
\$10,000 to \$19,999	6	6	-	-
\$20,000 to \$29,999	4	4	1	1
\$40,000 to \$49,999	-	-	-	-
\$50,000 to \$59,999	1	1	-	-

	Consolidated 2010 Number	2009 Number	Parent entity 2010 Number	2009 Number
Remuneration of executive officers				
\$100,000 to \$109,999	-	1	-	-
\$150,000 to \$159,999	1	1	-	-
\$160,000 to \$169,999	1	-	-	-
\$260,000 to \$269,999	-	1	-	1
\$270,000 to \$279,999	1	-	1	-

28 Key management personnel disclosures (continued)

(c) Remuneration of Board Members and Executives (continued)

	Consolidated 2010 Number	2009 Number	Parent entity 2010 Number	2009 Number
\$290,000 to \$299,999	2	1	1	1
\$300,000 to \$309,999	-	1	-	-
\$320,000 to \$329,999	-	1	-	1
\$330,000 to \$339,999	-	1	-	1
\$340,000 to \$349,999	1	-	1	-
\$350,000 to \$359,999	-	1	-	1
\$360,000 to \$369,999	1	-	1	-
\$370,000 to \$379,999	1	-	1	-
\$400,000 to \$409,999	-	1	-	1
\$420,000 to \$429,999	1	-	1	-
\$430,000 to \$439,999	-	1	-	1
\$480,000 to \$489,999	-	1	-	1
\$510,000 to \$519,999	1	-	1	-
\$700,000 to \$709,999	-	1	-	1
\$750,000 to \$759,999	1	-	1	-

(d) Key management personnel compensation

	Consolidated 2010 \$'000	2009 \$'000	Parent entity 2010 \$'000	2009 \$'000
Short-term employee benefits	3,649	3,853	2,902	3,153
Post-employment benefits	488	478	418	416
Other long-term benefits	55	47	55	47
Termination benefits	-	-	-	-
	4,193	4,378	3,375	3,616

(e) Loans to key management personnel

In 2010, there were no loans to key management personnel.

(f) Other transactions with key management personnel

In 2010, there were no other transactions with key management personnel.

29 Remuneration of auditors

During the year, the following fees were paid or payable for services provided by the auditor of the parent entity, its related practices and non-related audit firms:

	Consolidated 2010 \$'000	2009 \$'000	Parent entity 2010 \$'000	2009 \$'000
Assurance services				
(a) Audit services				
Fees paid to Queensland Audit Office:				
Audit and review of financial reports and other audit work under the <i>Financial Accountability Act 2009</i>	278	249	246	220
Total remuneration for audit services	278	249	246	220
(b) Other assurance services				
<i>Audit-related services</i>				
Fees paid to non-Queensland Audit Office audit firms:				
Due diligence and controls assurance services	253	186	203	124
Total remuneration for audit-related services	253	186	203	124
Total remuneration for assurance services	531	435	449	344

Total external audit fees relating to 2010 Financial Statements are estimated to be \$236,100 (2009: \$218,900).

30 Contingencies

(a) Contingent liabilities

The University had contingent liabilities as at 31 December 2010 in respect of:

	Consolidated 2010 \$'000	2009 \$'000	Parent entity 2010 \$'000	2009 \$'000
Potential loan repayment to the Queensland Government for the Australian Research Centre for Aerospace Automation ¹	220	3,530	220	3,530
Potential loan repayment to the Queensland Government for the Mackay Sugar Research Facility ¹	1,533	2,300	1,533	2,300
	1,753	5,830	1,753	5,830

¹ Contingent liabilities represent the repayable amounts of the Queensland Government Smart State loans, net of the 1/3 forgiven component.

The University has several ongoing legal cases awaiting outcome where estimates cannot be reliably measured.

30 Contingencies (continued)

(b) Contingent assets

The University had contingent assets at 31 December 2010 in respect of:

	Consolidated		Parent entity	
	2010	2009²	2010	2009²
	\$'000	\$'000	\$'000	\$'000
Potential contributions from the Queensland Government for Australian Research Centre for Aerospace Automation ¹	330	3,530	330	3,530
Potential contributions from the Queensland Government for the Mackay Sugar Research Facility ¹	2,300	2,300	2,300	2,300
	2,630	5,830	2,630	5,830

¹ Contingent assets represent the undrawn loan component of the Queensland Government Smart State loans.

² In preparing the 2010 contingencies it became apparent that in the 2009 reported contingencies, five items totalling \$2.038 million, were not true contingent assets as the impact of these items had been brought to account as revenue through the financial statements.

	Consolidated		Consolidated	
	Contingent Assets		Contingent Liabilities	
	2010	2009	2010	2009
	\$'000	\$'000	\$'000	\$'000
Opening balance 1 January	5,830	6,630	5,830	7,630
Additional and increased contingent assets/liabilities recognised during the reporting period	-	-	-	-
Reductions in contingent assets/liabilities	(3,200)	(800)	(4,077)	(1,800)
Closing balance 31 December	2,630	5,830	1,753	5,830

31 Commitments

(a) Capital commitments

Capital expenditure contracted for at the reporting date but not recognised as liabilities is as follows:

	Consolidated		Parent entity	
	2010	2009	2010	2009
	\$'000	\$'000	\$'000	\$'000
<i>Property, plant and equipment</i>				
Payable:				
Within one year	105,657	29,765	105,657	29,765
Later than one year but not later than five years	90,947	5,736	90,947	5,736
Later than five years	-	-	-	-
	196,604	35,501	196,604	35,501
<i>Intangible assets</i>				
Payable:				
Within one year	21	1,973	21	1,973
Later than one year but not later than five years	-	-	-	-
Later than five years	-	-	-	-
	21	1,973	21	1,973

31 Commitments (continued)

The property, plant and equipment commitments payable within one year, include the following capital projects:

- Science and Technology Precinct (Gardens Point): \$88.596 million
- S Block, Wet laboratory upgrade (Gardens Point): \$6.731 million
- Creative Industries Phase II (Kelvin Grove): \$3.414 million

(b) Lease commitments

	Consolidated 2010 \$'000	2009 \$'000	Parent entity 2010 \$'000	2009 \$'000
Commitments in relation to leases contracted for at the reporting date but not recognised as liabilities, payable:				
Within one year	8,857	9,010	8,857	8,822
Later than one year but not later than five years	31,519	26,891	31,519	26,785
Later than five years	21,772	30,909	21,772	30,909
	<u>62,148</u>	<u>66,810</u>	<u>62,148</u>	<u>66,516</u>
Representing:				
Non-cancellable operating leases	62,148	66,810	62,148	66,516
	<u>62,148</u>	<u>66,810</u>	<u>62,148</u>	<u>66,516</u>

(i) Operating leases

The University has a number of operating lease commitments relating to office accommodation and motor vehicles.

	Consolidated 2010 \$'000	2009 \$'000	Parent entity 2010 \$'000	2009 \$'000
Commitments for minimum lease payments in relation to non-cancellable operating leases are payable as follows:				
Within one year	8,857	9,010	8,857	8,822
Later than one year but not later than five years	31,519	26,891	31,519	26,785
Later than five years	21,772	30,909	21,772	30,909
	<u>62,148</u>	<u>66,810</u>	<u>62,148</u>	<u>66,516</u>

(c) Other expenditure commitments

	Consolidated 2010 \$'000	2009 \$'000	Parent entity 2010 \$'000	2009 \$'000
Commitments for Collaborative Research Centres (CRCs) and other commercial entities in existence at the reporting date but not recognised as liabilities, payable:				
Within one year	3,728	5,199	3,728	5,199
Later than one year and not later than five years	28,589	11,282	28,589	11,282
Later than five years	5,615	6,890	5,615	6,890
	<u>37,932</u>	<u>23,371</u>	<u>37,932</u>	<u>23,371</u>

32 Related parties

(a) Parent entities

The ultimate parent entity is QUT, a body corporate established under the *Queensland University of Technology Act 1998*.

(b) Subsidiaries

Interests in subsidiaries are set out in note 33.

(c) Key management personnel

Disclosures relating to directors and specified executives are set out in note 28.

(d) Transactions with related parties

Transactions with related parties are considered to be immaterial.

33 Subsidiaries

The consolidated financial statements incorporate the assets, liabilities and results of the following subsidiaries in accordance with the accounting policy described in note 1(b):

Name of entity	Country of incorporation	Class of shares	Equity holding	
			2010 %	2009 %
GeneCo Pty Ltd	Australia	Ordinary	100	100
Brisbane Business School Pty Ltd	Australia	Ordinary	100	100
QUT Enterprise Holdings Pty Ltd	Australia	Ordinary	100	100
QUT Enterprise Holdings Trust	Australia	N/A	100	100
qutbluebox Pty Ltd	Australia	Ordinary	100	100
QUT bluebox Trust	Australia	N/A	100	100
Creative Industries Precinct Pty Ltd	Australia	Ordinary	100	100

- i GeneCo Pty Ltd was established to undertake research into gene probe technology. There is 1 share of 1,562,553 shares in GeneCo Pty Ltd that is not owned by the University. GeneCo Pty Ltd did not trade during the year. The net book value of GeneCo Pty Ltd has been fully diminished.
- ii Brisbane Business School Pty Ltd was established in 1999 in order to establish the business name 'Brisbane Business School'. Brisbane Business School Pty Ltd did not trade during the year.
- iii QUT Enterprise Holdings Pty Ltd was established in 2001 to act as the corporate trustee for QUT Enterprise Holdings Trust. QUT Enterprise Holdings Pty Ltd did not trade during the year.
- iv QUT Enterprise Holdings Trust was established in 2001 as a holding entity for QUT owned entities established to undertake or to initiate, promote, facilitate and oversee research and development projects, and education and training programs in relation to any University discipline.
- v qutbluebox Pty Ltd was established in 2006 to act as the corporate trustee for QUT bluebox Trust. qutbluebox Pty Ltd did not trade during the year.
- vi QUT bluebox Trust was established in 2006 as an entity to carry out the commercialisation of QUT intellectual property.
- vii Creative Industries Precinct Pty Ltd (trading as QUT Creative Enterprise Australia) is a subsidiary of QUT Enterprise Holdings Trust. Creative Industries Precinct Pty Ltd was established in December 2001 to manage and operate the Creative Industries Enterprise Centre in Kelvin Grove.

34 Jointly controlled operations and assets

(a) Kelvin Grove Urban Village (KGUV)

The University entered into a joint venture operation with the Queensland Government to develop a 16.5 hectare site adjacent to the present Kelvin Grove Campus. The joint venture established the Kelvin Grove Urban Village (KGUV) to provide new opportunities in teaching, research and community engagement for the University. The completed joint venture operations include; the Creative Industries Precinct (CIP); the Institute of Health and Biomedical Innovation (IHBI); the Student Learning and Support Centre; and the Centre for Physical Activity, Clinical Education and Health (CPACEH).

Each party owns and controls its own land, however the agreement provides for the development of the site in a cooperative and coordinated manner. The University and the Queensland Department of Housing signed a Co-operation Deed that prescribes the processes, organisation and responsibilities for the development.

(b) 44 Musk Avenue (formerly Lot 13)

The University has a commercial arrangement for the lease of land and sub-lease of facilities on University land in the urban village. The land known as Lot 13 was leased to ING Healthcare in 2008 for 80 years and is the site of the Centre for Physical Activity, Clinical Education and Health (CPACEH). Rental for the land lease is \$330,000 per annum (indexed), with reviews to market at 20, 40, 50, 60 and 70 years. At the completion of the 80 year lease all developments on the site (including the building) will transfer to the University. During the lease period, the University has the opportunity to buy the building from the developer at market value. Call options are available at 40, 50, 60 and 70 years.

The anchor tenant for this building is the Australian Red Cross Blood Service. The facility has additional retail and commercial space for other tenants. QUT has entered into an 80 year sub-lease agreement for space to house QUT's health clinics and associated community education facilities residing at 44 Musk Avenue, Kelvin Grove. A further space housing a centre for physical activity and health has been leased to the University which has sub-leased the management of the community recreation facility incorporating a gymnasium, swimming pool and sports court. At the commencement of the lease, the sum of \$19.46 million was paid to the developer as pre-paid rent for the University's 80 year sub-lease. During the lease period the University is committed to making annual contributions towards common space, and capital expenditure, and leasing of car parking spaces. The University's commitment totals \$0.723 million (2008 base year) and is indexed by CPI annually.

After considering all the factors associated with this development and seeking professional advice, the University has elected to treat these arrangements as operating leases. Any other costs such as fit-out will be capitalised as leasehold improvements and depreciated according to the University's accounting policy.

(c) Jointly controlled entity

The University is involved in a joint venture entity (AHURI Queensland Research Centre Ltd) with the University of Queensland, but it is not accounted for as a jointly controlled entity due to materiality. The transactions are accounted as per their classification in the general ledger in accordance with AASB 131 Interests in Joint Ventures.

35 Reconciliation of operating result after income tax to net cash flows from operating activities

	Consolidated 2010 \$'000	2009 \$'000	Parent entity 2010 \$'000	2009 \$'000
Operating result for the period	46,927	110,293	47,203	110,481
<i>Non-cash income statement movements</i>				
Non-cash movement in comprehensive income attributable to subsidiary	290	-	-	-
Depreciation and amortisation	45,681	47,590	45,605	47,497
Net (gain) / loss on disposal of plant and equipment	47	459	47	459
Income from donated items	(496)	-	-	-
Income from distributions received	(450)	(929)	(450)	(929)
<i>(Increase) / decrease in trade and other receivables</i>				
(Increase) / decrease in student loans	(101)	(1)	(101)	(1)
Increase / (decrease) in provision for doubtful debts	13	(35)	13	(35)
(Increase) / decrease in trade debtors	(2,969)	1,593	(2,753)	1,761
Increase / (decrease) in provision for doubtful debts	1,756	508	1,544	460
(Increase) / decrease in student fees debtors	(33,824)	(1,010)	(33,824)	(1,010)
Increase / (decrease) in provision for doubtful debts	(533)	60	(533)	60
Increase / (decrease) in goods and services tax refund due	(235)	(522)	(235)	(522)
Increase / (decrease) in other receivables	13,821	(10,399)	13,821	(10,399)
Increase / (decrease) in inventories	471	(1,219)	471	(1,219)
Decrease / (increase) in other financial assets at fair value through profit or loss	(32,337)	(44,108)	(29,129)	(41,594)
<i>Increase / (decrease) in payables</i>				
Increase / (decrease) in OS-HELP liability to Australian Government	3	(61)	3	(61)
Increase / (decrease) in trade creditors	(3,535)	4,907	(3,490)	4,906
Increase / (decrease) in unearned revenue	25,456	(5,680)	25,593	(5,680)
Increase / (decrease) in accrued expenses	8,541	3,265	8,541	3,265
Increase / (decrease) in grants in advance	481	(75)	481	(75)
Increase / (decrease) in accrued employee benefits	5,339	(5,792)	5,339	(5,828)
Increase / (decrease) in other operating liabilities	3,540	(494)	3,540	(631)
Net cash provided by / (used in) operating activities	77,886	98,350	81,686	100,905

36 Financial risk management

The University's activities expose it to a variety of financial risks: market risk (including foreign exchange risk, price risk, fair value risk and cash flow interest rate risk), credit risk and liquidity risk. QUT's overall risk management program focuses on the unpredictability of financial markets and seeks to minimise potential adverse effects on QUT's financial performance and financial position.

(a) Market risk

(i) Foreign exchange risk

The risk to the University that currency fluctuations will occur due to changes in the foreign exchange rates is usually minimal, as the majority of contracts are in Australian dollars and for the small number of contracts settled in other currencies payment is usually made within thirty days. The exception to this, are contracts placed by the Library in Euros, GB pounds and US dollars early in the year which are not settled until October or November. Fees charged to overseas students are generally denominated in Australian dollars. QUT was not authorised to undertake any hedging to offset foreign currency fluctuations. The risk sensitivity adopted by the University is +/- 10%, reflecting the variability of foreign currency market conditions in the coming year. The University monitors its exposure to foreign currency risk and responds to this in an ongoing manner as part of its budget review procedures where material. The University has sought and been granted in 2011, authority to enter into foreign currency hedging contract to minimise foreign exchange risks, where appropriate.

36 Financial risk management (continued)

(ii) Price risk

The risk to the University is that the value of a financial instrument will fluctuate as a result of changes in market prices. The University prices goods and services based on a combination of cost recovery, or market forces depending on the type of item supplied. The University's biggest exposures to competitive market movements in price levels are for its market based investments with QIC, where it has funds in the QIC Growth Fund and the QIC Capital Stable Fund. The University monitors its investments with QIC and provides regular reports to management and University Council for high level review and action as required. The risk sensitivity adopted by the University is +/- 10%, reflecting the variability of market conditions. Within the foreseeable future, the risk is manageable as QIC investment funds are held for longer term yield and market movements are not realised in the shorter term.

(iii) Cash flow and fair value interest rate risk

QUT minimises its exposure to fluctuating market interest rates by diversifying the University's investments in both cash and short term funding with approved financial institutions. The risk sensitivity adopted by the University is +/- 1%. This reflects market conditions generally, whereby interest rates have the capacity to move by these margins within a 12 month period. The University does not have any borrowings which are subject to interest rate risk.

(iv) Summarised sensitivity analysis

The following table summarises the sensitivity of QUT's financial assets and financial liabilities to interest rate risk, foreign exchange risk and other price risk.

Sensitivity analysis

31 December 2010	Carrying amount \$'000	Interest rate risk				Foreign exchange risk				Other price risk			
		-1%		+1%		-10%		+10%		-10%		+10%	
		Result \$'000	Equity \$'000	Result \$'000	Equity \$'000	Result \$'000	Equity \$'000	Result \$'000	Equity \$'000	Result \$'000	Equity \$'000	Result \$'000	Equity \$'000
Financial assets													
Cash and cash equivalents	101,279	(1,013)	(1,013)	1,013	1,013	-	-	-	-	-	-	-	-
Accounts receivable	80,712	-	-	-	-	7	7	(6)	(6)	-	-	-	-
Other financial assets	205,264	(2,053)	(2,053)	2,053	2,053	-	-	-	-	(20,526)	(20,526)	20,526	20,526
Listed securities	6,622	-	-	-	-	-	-	-	-	(662)	(662)	662	662
Unlisted securities	871	-	-	-	-	-	-	-	-	(87)	(87)	87	87
Sub Total		(3,066)	(3,066)	3,066	3,066	7	7	(6)	(6)	(21,275)	(21,275)	21,275	21,275
Financial liabilities													
Accounts payable	43,584	-	-	-	-	(3)	(3)	2	2	-	-	-	-
Borrowings ⁽ⁱ⁾	7,948	-	-	-	-	-	-	-	-	-	-	-	-
Sub Total		-	-	-	-	(3)	(3)	2	2	-	-	-	-
Total increase / (decrease)		(3,066)	(3,066)	3,066	3,066	4	4	(4)	(4)	(21,275)	(21,275)	21,275	21,275
31 December 2009	Carrying amount \$'000	Interest rate risk				Foreign exchange risk				Other price risk			
		-1%		+1%		-10%		+10%		-10%		+10%	
		Result \$'000	Equity \$'000	Result \$'000	Equity \$'000	Result \$'000	Equity \$'000	Result \$'000	Equity \$'000	Result \$'000	Equity \$'000	Result \$'000	Equity \$'000
Financial assets													
Cash and cash equivalents	77,248	(772)	(772)	772	772	-	-	-	-	-	-	-	-
Accounts Receivable	67,303	-	-	-	-	50	50	(41)	(41)	-	-	-	-
Other financial assets	179,953	(1,800)	(1,800)	1,800	1,800	-	-	-	-	(17,995)	(17,995)	17,995	17,995
Listed securities	1,586	-	-	-	-	-	-	-	-	(159)	(159)	159	159
Unlisted securities	1,021	-	-	-	-	-	-	-	-	(102)	(102)	102	102
Sub Total		(2,572)	(2,572)	2,572	2,572	50	50	(41)	(41)	(18,256)	(18,256)	18,256	18,256
Financial liabilities													
Accounts payable	38,573	-	-	-	-	(305)	(305)	249	249	-	-	-	-
Borrowings ⁽ⁱ⁾	6,693	-	-	-	-	-	-	-	-	-	-	-	-
Sub Total		-	-	-	-	(305)	(305)	249	249	-	-	-	-
Total increase/ (decrease)		(2,572)	(2,572)	2,572	2,572	(255)	(255)	208	208	(18,256)	(18,256)	18,256	18,256

⁽ⁱ⁾ QUT through the Smart State Research Facilities Fund has received a total of \$32 million to date (2009: \$28.8 million), with a net present value of \$7.948 million (2009: \$6.693 million). These borrowings are not subject to interest.

36 Financial risk management (continued)

(b) Credit risk

The risk to the University that one party of a financial instrument will fail to discharge an obligation and cause the other party to incur a financial loss is considered minimal. The University undertakes credit checks on new debtors where the assessed value exceeds \$10,000. In addition, credit risk is minimised by trading with a substantial number of parties. Credit checks are not required for government departments, public statutory bodies, and government and semi-government agencies. Where a customer fails a credit check, any work undertaken by the University must be paid for in advance.

For wholesale customers without credit rating, the University generally retains title over the goods sold until full payment is received. For some trade receivables, the University may also obtain security in the form of guarantees, deeds of undertaking or letters of credit which can be called upon if the counterparty is in default under the terms of the agreement.

(c) Liquidity risk

The risk to the University that the entity will encounter difficulty in raising funds to meet commitments is managed within the University's investment policy, which keeps a safety-net level of cash and cash equivalent financial assets in order to satisfy the University's financial liabilities as they fall due. The University has a very strong statement of financial position and regularly monitors liquidity as part of its daily operations, budget review and reporting arrangements. The University has an established working capital loan facility to act as a safety net for short term cash demands, of up to \$11.5 million for 30 days. The University's exposure to liquidity risk is negligible. No financial assets have been pledged as collateral.

The entity's accounts payables and receivables are considered to be short term in nature.

The entity has borrowings through the Queensland Government's Smart State Research Facilities Fund. These borrowings are interest free and one third of the loan will be forgiven if all conditions of the loan are met.

(d) Fair value estimation

The fair value of financial assets and financial liabilities must be estimated for recognition and measurement or for disclosure purposes. The quoted market price used for financial assets held by QUT is the current bid price.

The fair value of financial instruments traded in active markets is based on quoted market prices at the statement of financial position date. The fair value of financial instruments which are not traded is the net book value of those instruments (refer note 19).

The carrying value less impairment provision of trade receivables and payables is a reasonable approximation of their fair value due to the short-term nature of trade receivables.

The University has loans repayable through the Smart State Research Facilities Fund. These are recorded at net present value.

37 Acquitall of Australian Government financial assistance

37.1 DEEWR - CGS and Other DEEWR Grants

	Notes	Commonwealth grant scheme ¹		Indigenous support program		Partnership & participation program		Workplace reform program		Workplace productivity program		Learning & teaching performance fund		Capital development pool	
		2010 \$'000	2009 \$'000	2010 \$'000	2009 \$'000	2010 \$'000	2009 \$'000	2010 \$'000	2009 \$'000	2010 \$'000	2009 \$'000	2010 \$'000	2009 \$'000	2010 \$'000	2009 \$'000
Financial assistance received in CASH during the reporting period (total cash received from the Australian Government for the Programs)		207,756	177,199	1,495	1,657	2,084	619	-	2,315	303	495	-	1,831	870	-
Net accrual adjustments		(8,936)	3,789	-	-	-	-	-	-	-	-	-	-	-	-
Revenue for the period	2(a)	198,820	180,988	1,495	1,657	2,084	619	-	2,315	303	495	-	1,831	870	-
Surplus / (deficit) from the previous year		-	-	-	-	-	-	-	-	302	788	-	-	1,443	1,468
Total revenue including accrued revenue		198,820	180,988	1,495	1,657	2,084	619	-	2,315	605	1,283	-	1,831	2,313	1,468
Less expenses including accrued expenses		(198,820)	(180,988)	(1,495)	(1,657)	(2,084)	(619)	-	(2,315)	(437)	(981)	-	(1,831)	(1,348)	(25)
Surplus / (deficit) for reporting period		-	-	-	-	-	-	-	-	168	302	-	-	965	1,443

37 Acquitment of Australian Government financial assistance (continued)

37.1 DEEWR - CGS and Other DEEWR Grants (continued)

	Notes	Diversity & structural adjustment fund ²		Improving the practical component of teacher education initiative		Transitional cost program		Total	
		2010 \$'000	2009 \$'000	2010 \$'000	2009 \$'000	2010 \$'000	2009 \$'000	2010 \$'000	2009 \$'000
Financial assistance received in CASH during the reporting period (total cash received from the Australian Government for the Programs)		(42)	1,236	-	975	1,056	2,031	213,522	188,358
Net accrual adjustments		-	-	-	-	-	-	(8,936)	3,789
Revenue for the period	2(a)	(42)	1,236	-	975	1,056	2,031	204,586	192,147
Surplus / (deficit) from the previous year		1,938	1,181	-	-	-	-	3,683	3,437
Total revenue including accrued revenue		1,896	2,417	-	975	1,056	2,031	208,269	195,584
Less expenses including accrued expenses		(1,531)	(478)	-	(975)	(1,056)	(2,031)	(206,771)	(191,900)
Surplus / (deficit) for reporting period		365	1,938	-	-	-	-	1,498	3,684

¹Includes the basic CGS grant amount, CGS-Regional Loading, CGS-Enabled Loading.

²Does not include \$888,000 received from University of Queensland as share of Diversity and Structural Adjustment funds for project.

37 Acquittal of Australian Government financial assistance (continued)

37.2 Higher Education Loan Programs (excl OS-HELP)

	Notes	HECS-HELP (Australian Government payments only)		FEE-HELP		Total	
		2010 \$'000	2009 \$'000	2010 \$'000	2009 \$'000	2010 \$'000	2009 \$'000
Financial assistance received in CASH during the reporting period (total cash received from the Australian Government for the Programs)		141,943	118,464	13,969	12,648	155,912	131,112
Net accrual adjustments		(12,145)	4,897	(2,707)	(848)	(14,852)	4,049
Revenue for the period	2(b)	129,798	123,361	11,262	11,800	141,060	135,161
Surplus / (deficit) from the previous year		-	-	-	-	-	-
Total revenue including accrued revenue		129,798	123,361	11,262	11,800	141,060	135,161
Less expenses including accrued expenses		(129,798)	(123,361)	(11,262)	(11,800)	(141,060)	(135,161)
Surplus / (deficit) for reporting period		-	-	-	-	-	-

37 Acquitall of Australian Government financial assistance (continued)

37.3 Scholarships

	Notes	Australian postgraduate awards		International postgraduate research scholarship		Commonwealth education cost scholarships ¹		Commonwealth accommodation scholarships ²		Indigenous access scholarships		Total	
		2010 \$'000	2009 \$'000	2010 \$'000	2009 \$'000	2010 \$'000	2009 \$'000	2010 \$'000	2009 \$'000	2010 \$'000	2009 \$'000	2010 \$'000	2009 \$'000
Financial assistance received in CASH during the reporting period (total cash received from the Australian Government for the Programs)		4,424	3,085	501	477	4,492	2,602	45	3,931	153	258	9,615	10,353
Net accrual adjustments		-	-	-	-	-	-	-	-	-	-	-	-
Revenue for the period	2(c)	4,424	3,085	501	477	4,492	2,602	45	3,931	153	258	9,615	10,353
Surplus / (deficit) from the previous year		970	944	-	-	375	412	175	271	42	57	1,562	1,684
Total revenue including accrued revenue		5,394	4,029	501	477	4,867	3,014	220	4,202	195	315	11,177	12,037
Less expenses including accrued expenses		(4,409)	(3,059)	(501)	(477)	(1,693)	(2,639)	(220)	(4,027)	(151)	(273)	(6,974)	(10,475)
Surplus / (deficit) for reporting period		985	970	-	-	3,174	375	-	175	44	42	4,203	1,562

¹Includes National Priority Scholarships / Grandfathered Scholarships

²Includes National Accommodation Scholarships

37 Acquitall of Australian Government financial assistance (continued)

37.4 DIISR Research

	Notes	Joint research engagement program		Research training scheme		Systemic infrastructure initiative		Research infrastructure block grants		Implementation assistance program		Australian scheme for higher education repositories		Commercialisation training scheme	
		2010 \$'000	2009 \$'000	2010 \$'000	2009 \$'000	2010 \$'000	2009 \$'000	2010 \$'000	2009 \$'000	2010 \$'000	2009 \$'000	2010 \$'000	2009 \$'000	2010 \$'000	2009 \$'000
Financial assistance received in CASH during the reporting period (total cash received from the Australian Government for the Programs)		7,706	6,776	15,174	14,098	-	-	3,350	3,237	85	151	-	255	160	144
Net accrual adjustments		-	-	-	-	-	-	-	-	-	-	-	-	-	-
Revenue for the period	2(d)	7,706	6,776	15,174	14,098	-	-	3,350	3,237	85	151	-	255	160	144
Surplus / (deficit) from the previous year		-	-	-	-	380	632	1,730	1,850	97	146	-	117	62	118
Total revenue including accrued revenue		7,706	6,776	15,174	14,098	380	632	5,080	5,087	182	297	-	372	222	262
Less expenses including accrued expenses		(7,706)	(6,776)	(15,174)	(14,098)	(186)	(252)	(3,752)	(3,357)	(151)	(200)	-	(372)	(185)	(200)
Surplus / (deficit) for reporting period		-	-	-	-	194	380	1,328	1,730	31	97	-	-	37	62

37 Acquittal of Australian Government financial assistance (continued)

37.4 DIISR Research (continued)

	Notes	Sustainable research excellence in universities		Total	
		2010 \$'000	2009 \$'000	2010 \$'000	2009 \$'000
Financial assistance received in CASH during the reporting period (total cash received from the Australian Government for the Programs)		1,421	-	27,896	24,661
Net accrual adjustments		-	-	-	-
Revenue for the period	2(d)	1,421	-	27,896	24,661
Surplus / (deficit) from the previous year		-	-	2,269	2,863
Total revenue including accrued revenue		1,421	-	30,165	27,524
Less expenses including accrued expenses		(254)	-	(27,408)	(25,255)
Surplus / (deficit) for reporting period		1,167	-	2,757	2,269

37 Acquittal of Australian Government financial assistance (continued)

37.5 Voluntary Student Unionism

	Notes	VSU transition fund		Total	
		2010 \$'000	2009 \$'000	2010 \$'000	2009 \$'000
Financial assistance received in CASH during the reporting period (total cash received from the Australian Government for the Programs)		-	260	-	260
Net accrual adjustments		-	-	-	-
Revenue for the period	2(e)	-	260	-	260
Surplus / (deficit) from the previous year		31	119	31	119
Total revenue including accrued revenue		31	379	31	379
Less expenses including accrued expenses		(19)	(348)	(19)	(348)
Surplus / (deficit) for reporting period		12	31	12	31

37 Acquittal of Australian Government financial assistance (continued)

37.6 Other Capital Funding

	Notes	Better universities renewal funding		Teaching and learning capital fund		Education investment fund		Total	
		2010 \$'000	2009 \$'000	2010 \$'000	2009 \$'000	2010 \$'000	2009 \$'000	2010 \$'000	2009 \$'000
Financial assistance received in CASH during the reporting period (total cash received from the Australian Government for the Programs)		-	-	-	23,185	22,500	15,000	22,500	38,185
Net accrual adjustments		-	-	-	-	-	-	-	-
Revenue for the period	2(f)	-	-	-	23,185	22,500	15,000	22,500	38,185
Surplus / (deficit) from the previous year		17,413	19,156	23,185	-	10,994	-	51,592	19,156
Total revenue including accrued revenue		17,413	19,156	23,185	23,185	33,494	15,000	74,092	57,341
Less expenses including accrued expenses		(10,973)	(1,743)	(18,328)	-	(20,558)	(4,006)	(49,859)	(5,749)
Surplus / (deficit) for reporting period		6,440	17,413	4,857	23,185	12,936	10,994	24,233	51,592

37 Acquitment of Australian Government financial assistance (continued)

37.7 Australian Research Council Grants

(a) Discovery

	Notes	Project ¹		Fellowships		Indigenous researchers development		Total	
		2010 \$'000	2009 \$'000	2010 \$'000	2009 \$'000	2010 \$'000	2009 \$'000	2010 \$'000	2009 \$'000
Financial assistance received in CASH during the reporting period (total cash received from the Australian Government for the Programs)		4,342	4,998	264	336	-	35	4,606	5,369
Net accrual adjustments		-	-	-	-	-	-	-	-
Revenue for the period	2(g)(i)	4,342	4,998	264	336	-	35	4,606	5,369
Surplus / (deficit) from the previous year		2,573	2,720	29	36	4	6	2,606	2,762
Total revenue including accrued revenue		6,915	7,718	293	372	4	41	7,212	8,131
Less expenses including accrued expenses		(4,672)	(5,145)	(194)	(343)	-	(37)	(4,866)	(5,525)
Surplus / (deficit) for reporting period		2,243	2,573	99	29	4	4	2,346	2,606

¹ Does not include revenue received of \$220,179 in 2010; (2009: \$258,800) via other universities for projects.

37 Acquitment of Australian Government financial assistance (continued)

37.7 Australian Research Council Grants (continued)

(b) Linkages

	Notes	Special research initiatives		Infrastructure		International		Projects ¹		Total	
		2010 \$'000	2009 \$'000	2010 \$'000	2009 \$'000	2010 \$'000	2009 \$'000	2010 \$'000	2009 \$'000	2010 \$'000	2009 \$'000
Financial assistance received in CASH during the reporting period (total cash received from the Australian Government for the Programs)		-	-	800	-	23	37	7,147	6,563	7,970	6,600
Net accrual adjustments		-	-	-	-	-	-	-	-	-	-
Revenue for the period	2(g)(ii)	-	-	800	-	23	37	7,147	6,563	7,970	6,600
Surplus / (deficit) from the previous year		4	5	-	926	59	137	5,134	4,639	5,197	5,707
Total revenue including accrued revenue		4	5	800	926	82	174	12,281	11,202	13,167	12,307
Less expenses including accrued expenses		(4)	(1)	(4)	(926)	(66)	(115)	(6,532)	(6,068)	(6,606)	(7,110)
Surplus / (deficit) for reporting period		-	4	796	-	16	59	5,749	5,134	6,561	5,197

¹ Does not include revenue received of \$625,685 in 2010; (2009: \$306,632) via other universities for projects.

37 Acquitall of Australian Government financial assistance (continued)

37.7 Australian Research Council Grants (continued)

(c) Networks and Centres

	Notes	Centres ¹			Total	
		2010 \$'000	2009 \$'000	2010 \$'000	2009 \$'000	
Financial assistance received in CASH during the reporting period (total cash received from the Australian Government for the Programs)		1,674	1,546	1,674	1,546	
Net accrual adjustments		-	-	-	-	
Revenue for the period	2(g)(iii)	1,674	1,546	1,674	1,546	
Surplus / (deficit) from the previous year		191	190	191	190	
Total revenue including accrued revenue		1,865	1,736	1,865	1,736	
Less expenses including accrued expenses		(1,749)	(1,545)	(1,749)	(1,545)	
Surplus / (deficit) for reporting period		116	191	116	191	

¹ Does not include revenue received of \$358,676 in 2010; (2009: \$418,621) via other universities for centres.

37 Acquittal of Australian Government financial assistance (continued)

37.8 OS-HELP

		Parent entity	
	Notes	2010 \$'000	2009 \$'000
Cash Received during the reporting period		547	245
Cash Spent during the reporting period		(543)	(306)
Net Cash received	2(i)	4	(61)
Cash Surplus / (deficit) from the previous period		(2)	59
Cash Surplus / (deficit) for reporting period	23	2	(2)

Certificate of the Queensland University of Technology

We have prepared the annual financial report pursuant to the provisions of the *Financial Accountability Act 2009* and *Financial and Performance Management Standard 2009*, and other prescribed requirements and certify that:

(a) the financial reports are in agreement with the accounts and records of the Queensland University of Technology and its controlled entities; and

(b) in our opinion:

- i. the prescribed requirements in respect of the establishment and keeping of accounts have been complied with in all material respects;
- ii. the financial reports have been drawn up to present a true and fair view of the transactions of the Queensland University of Technology for the period 1 January 2010 to 31 December 2010 and of the financial position as at 31 December 2010 in accordance with prescribed accounting standards and conform with the Financial Statement Guidelines for Australian Higher Education Providers for the 2010 Reporting Period issued by the Department of Education, Employment and Workplace Relations;
- iii. at the time of the certificate, there are reasonable grounds to believe that the University will be able to pay its debts as and when they fall due; and
- iv. the amount of Australian Government financial assistance expended during the reporting period was for the purpose(s) for which it was intended and Queensland University of Technology has complied with applicable legislation, contracts, agreements and program guidelines in making expenditure.

P M Arnison

Chancellor



Date: 23 March 2011

O P Coaldrake


Vice-Chancellor



Date: 23 March 2011

C R Cartwright

Director
Corporate Finance



Date: 23 March 2011

INDEPENDENT AUDITOR'S REPORT

To the Council of the Queensland University of Technology

Report on the Financial Report

I have audited the accompanying financial report of the Queensland University of Technology, which comprises the statements of financial position as at 31 December 2010, the statements of comprehensive income, statements of changes in equity and statements of cash flows for the year then ended, notes comprising a summary of significant accounting policies and other explanatory information, and certificates given by the Chancellor, Vice-Chancellor and Director Corporate Finance of the entity and the consolidated entity comprising the University and the entities it controlled at the year's end or from time to time during the financial year.

The Council's Responsibility for the Financial Report

The Council is responsible for the preparation of the financial report that gives a true and fair view in accordance with prescribed accounting requirements identified in the *Financial Accountability Act 2009* and the Financial and Performance Management Standard 2009, including compliance with Australian Accounting Standards. The Council's responsibility also includes such internal control as the Council determines is necessary to enable the preparation of the financial report that is free from material misstatement, whether due to fraud or error.

Auditor's Responsibility

My responsibility is to express an opinion on the financial report based on the audit. The audit was conducted in accordance with the *Auditor-General of Queensland Auditing Standards*, which incorporate the Australian Auditing Standards. Those standards require compliance with relevant ethical requirements relating to audit engagements and that the audit is planned and performed to obtain reasonable assurance about whether the financial report is free from material misstatement.

An audit involves performing procedures to obtain audit evidence about the amounts and disclosures in the financial report. The procedures selected depend on the auditor's judgement, including the assessment of the risks of material misstatement of the financial report, whether due to fraud or error. In making those risk assessments, the auditor considers internal controls relevant to the entity's preparation of the financial report that gives a true and fair view in order to design audit procedures that are appropriate in the circumstances, but not for the purpose of expressing an opinion on the effectiveness of the entity's internal control, other than in expressing an opinion on compliance with prescribed requirements. An audit also includes evaluating the appropriateness of accounting policies used and the reasonableness of accounting estimates made by the Council, as well as evaluating the overall presentation of the financial report including any mandatory financial reporting requirements approved by the Treasurer for application in Queensland.

I believe that the audit evidence obtained is sufficient and appropriate to provide a basis for my audit opinion.

Independence

The *Auditor-General Act 2009* promotes the independence of the Auditor General and all authorised auditors. The Auditor-General is the auditor of all Queensland public sector entities and can only be removed by Parliament.

The Auditor-General may conduct an audit in any way considered appropriate and is not subject to direction by any person about the way in which audit powers are to be exercised. The Auditor-General has for the purposes of conducting an audit, access to all documents and property and can report to Parliament matters which in the Auditor-General's opinion are significant.

Opinion


In accordance with s.40 of the *Auditor-General Act 2009* –

- (a) I have received all the information and explanations which I have required; and
- (b) in my opinion –
 - (i) the prescribed requirements in relation to the establishment and keeping of accounts have been complied with in all material respects; and
 - (ii) the financial report presents a true and fair view, in accordance with the prescribed accounting standards, of the transactions of the Queensland University of Technology and the consolidated entity for the financial year 1 January 2010 to 31 December 2010 and of the financial position as at the end of that year.

Other Matters - Electronic Presentation of the Audited Financial Report

This auditor's report relates to the financial report of the Queensland University of Technology for the year ended 31 December 2010. Where the financial report is included on the Queensland University of Technology's website the Council is responsible for the integrity of the Queensland University of Technology's website and I have not been engaged to report on the integrity of the Queensland University of Technology's website. The auditor's report refers only to the subject matter described above. It does not provide an opinion on any other information which may have been hyperlinked to/from these statements or otherwise included with the financial report. If users of the financial report are concerned with the inherent risks arising from publication on a website, they are advised to refer to the hard copy of the audited financial report to confirm the information contained in this website version of the financial report.

These matters also relate to the presentation of the audited financial report in other electronic media including CD Rom.



B P WORRALL, FCA
Delegate of the Auditor-General of Queensland

Brisbane, 28 March 2011

CONTROLLED ENTITIES

FUNCTIONS AND REPORTING ARRANGEMENTS

CONTROLLED ENTITIES – FUNCTIONS AND FINANCIAL REPORTING ARRANGEMENTS

The below listed controlled entities were established under authority of the Queensland *University of Technology Act 1998* (Section 60).

Brisbane Business School Pty Ltd

The Brisbane Business School Pty Ltd was established in 1999 in order to establish the business name 'Brisbane Business School'.

The company did not trade in 2010.

Creative Industries Precinct Pty Ltd

Creative Industries Precinct Pty Ltd was established in December 2001 to manage and operate the Creative Industries Enterprise Centre in the Kelvin Grove Urban Village. It operates under the name QUT Creative Enterprise Australia.

Creative Industries Precinct Pty Ltd traded in 2010. The company accounts are independently prepared and consolidated into the accounts of QUT Enterprise Holdings Trust. The Creative Industries Precinct Pty Ltd is audited by Crowe Horwath.

Geneco Pty Ltd

GeneCo Pty Ltd was established to undertake research into gene probe technology.

The company did not trade in 2010.

QUT Enterprise Holdings Pty Ltd

QUT Enterprise Holdings Pty Ltd was established in 2001 to act as the corporate trustee for QUT Enterprise Holdings Trust.

The company did not trade in 2010.

QUT Enterprise Holdings Trust

QUT Enterprise Holdings Trust was established in 2001 as a holding entity for new QUT-owned entities established to undertake or to initiate, promote, facilitate and oversee research and development projects, and education and training programs in relation to any University discipline.

Creative Industries Precinct Pty Ltd and QUT Bluebox Pty Ltd are subsidiaries of QUT Enterprise Holdings Trust.

The Trust traded in 2010. The accounts are presented to QUT and consolidated with QUT accounts. QUT Enterprise Holdings Trust accounts are audited by Crowe Horwath.

qutbluebox pty ltd

qutbluebox pty ltd is a subsidiary of QUT Enterprise Holdings Trust.

qutbluebox pty ltd was established in 2006 to act as the corporate trustee for QUT bluebox Trust. The company did not trade in 2010.

QUT bluebox Trust

QUT bluebox Trust was established in 2006 to manage commercialisation activities on behalf of QUT. Under an agreed management and governance framework, QUT bluebox Trust will make decisions in relation to registration and use of intellectual property and the establishment of spin-off companies.

The Trust traded in 2010. The accounts are presented to QUT Enterprise Holdings and consolidated with QUT Enterprise Holdings Trust. QUT bluebox Trust accounts are audited by Crowe Horwath.

note: see also Financial Statements – Note 33, Subsidiaries.

INTERNATIONAL TRAVEL REPORT

Name	Position	Destination(s)	Reason for Travel	Agency Cost Estimate (\$)	Sponsored Cost Estimate (\$)	External Sponsorship Source
ADMINISTRATIVE SERVICES						
Dickenson, C	Registrar	Taiwan - Taipei, Hong Kong	To attend overseas graduation ceremonies and conduct QUT business in Hong Kong & Taipei	\$9,760		
Drew, G	HR - Senior leadership consultant (QLP)	New Zealand - Auckland	University of Auckland QLP individual and team coaching sessions		\$809	University of Auckland
Drew, G	HR - Senior leadership consultant (QLP)	Hong Kong	Hold QLP feed back interviews and workshop at ISF academy		\$1,912	Independant Schools Foundation
Frowd, A	Director - FM	Fiji - Suva	Travel to university of south pacific to provide advice and assistance on design and implementain of an effective mechanism for recording and maintaining all asset information	\$2,129		
Frowd, A	Director - FM	New Zealand - Christchurch	Attend TEFMA CIM Workshop and visit AUT	\$3,345		
Gibson, E	International Careers Counsellor	Malaysia - Kuala Lumpur, Singapore	International graduation ceremonies, Alumni Events	\$3,766		
Gibson, E	International Careers Counsellor	China - Shanghai, Beijing	Graduations / Alumni	\$4,682		
Gibson, E	International Careers Counsellor	Taiwan - Taipei, Hong Kong	Graduations and Employer Visits	\$3,989		
Goodwin, C	Assistant Ceremonies Officer	Singapore, Malaysia	Conduct Singapore & Malaysia graduation ceremonies	\$3,952		
Goodwin, C	Assistant Ceremonies Officer	Taiwan - Taipei, Hong Kong	To conduct overseas graduation ceremonies	\$4,450		
Koh, I	SBS - Manager	India - Chennai, New Delhi	Accompany QUTI staff on agent visit to India	\$5,580		
Mccowan, C	Career Counsellor - SSS	China - Bhutan	Accompany the Dean of Law to Bhutan to follow up requests from the Attorney General and Chief Justice in Bhutan for assistance from the QUT Law Faculty	\$10,266		
Morley, R	Reg - Ombudsman	Austria - Vienna	Attend the Joint European Network for Ombudsmen in Higher Education conference in Vienna	\$5,851		
Murdoch, B	FM - timetabling / facilities officer	New Zealand - Auckland	Attend Australasian Syllabus Plus Reference Group Meeting	\$1,761		
Perrau, A	FM - Assoc Director	USA - Las Vegas, San Francisco, San Diego, Santa Barbara	Attend Information Communications Expo in Las Vegas for the Science & Tech Precinct	\$18,063		
Repscsik, I	Ceremonies Officer	Taiwan - Taipei, Hong Kong	To conduct overseas graduation ceremonies	\$4,441		
Repscsik, I	Ceremonies Officer	Singapore , Malaysia	Conduct Singapore & Malaysia graduation ceremonies	\$4,526		
Ross, F	FM Security Manager	New Zealand - Christchurch	Attend TEFMA critical Incident Management Workshop	\$2,332		

Name	Position	Destination(s)	Reason for Travel	Agency Cost Estimate (\$)	Sponsored Cost Estimate (\$)	External Sponsorship Source
BUILT ENVIRONMENT AND ENGINEERING						
Baker, D	Professor	Canada	Attend conference	\$10,116		
Baker, D	Professor	Canada-Vancouver, USA-Mineapolis and Taipei	Conference	\$10,059		
Baker, B	Research Fellow	Czech Republic (Brno)	Odyssey 2010 [incl NIST 2010 SRE Workshop]	\$5,306		
Bell, J	Assistant Dean, Research	Canada/USA	Uni Trade Mission	\$16,047		
Bell, J	Assistant Dean, Research	Canada	Conference	\$20,573		
Bell, J	Assistant Dean, Research	Italy-Rome & Milan; Germany - Karlsruhe	Delegation Trip - Chair panel review Perth	\$11,822		
Bhagavathi Achari, M	Research Fellow	USA - Colorado	DSC-IC Conference	\$3,968		
Bhagavathi Achari, M	Research Fellow	Korea	Scientific Exchange Programme	\$100	\$3,660	AIRF - Aus Academy of Sci & LIV EXP - Korean Gov
Bitner, G	Research assistant	New Zealand - Auckland	Housing Conference	\$940		
Blake, A	Senior Lecturer	Kuala Lumpur	Presenting Paper	\$2,033		
Brown, R	Associate Professor	Japan - Kyoto & Tokyo	6th Int'l Symposium on Gas Transfer at Water Surfaces (GTWS-6) & Visit to Aoyama Gakuin Uni (AGU).	\$6,000		
Brown, R	Associate Professor	New Zealand - Auckland	17th Australasian Fluid Mechanics Conf. & Research Collaboration w/ Uni of Auckland.	\$3,100		
Brown, R	Associate Professor	India - Hyderabad, Bangalor and Vishakhapatnam.	ASPACC-10 Conf & Research Collaboration	\$6,000		
Bucolo, S	Associate Professor	USA -Detriot & Denver, Dubai, Barcelona	Collaborative Research	\$4,415		
Bucolo, S	Associate Professor	Italy, Germany, Belgium and Singapore	Attend Cumulus conference and other research/meetings	\$6,010		
Bucolo, S	Associate Professor	UK	Commercial Research Project and Cochlear Workshop	\$1,970		
Bucolo, S	Associate Professor	China - Shanghai	Comulus Conference	\$4,300		
Bucolo, S	Associate Professor	New Zealand - Auckland	QMI Research	\$1,434		
Bucolo, S	Associate Professor	Finland - Helsinki, Belgium - Brussels, Italy - Milan	Europe INNOVA Conference 2010, Meetings with Milano Polytechnic and Aalto Univ	\$6,819		
Bunker, J	Senior Lecturer	USA	Present Papers	\$7,934		

Name	Position	Destination(s)	Reason for Travel	Agency Cost Estimate (\$)	Sponsored Cost Estimate (\$)	External Sponsorship Source
Campbell, D	Associate Professor	Canada - Quebec [Montreal] & Ontario [Ottawa, Kingston & Toronto] and USA - New York [Albany] & Massachusetts [Boston].	CDIO Conf, Partner Institution Meetings & Research Collaboration.	\$10,816		
Campbell, D	Associate Professor	USA - Arizona [Phoenix]	Microchip MASTERS Conf 2010	\$2,525		
Castillo, M	Lecturer	Germany - Bremen	38th Committee on Space Research Scientific Assembly [cospar10]	\$11,972		
Cheung, F	Lecturer	UK, Hong Kong	Conference	\$6,295		
Clothier, R	Project Manager	USA	Smart Skies Project Workshop	\$3,600		
Clothier, R	Project Manager	France - Nice	ICAS Conference	\$5,562		
Coffey, V	Lecturer	UK	To attend and Present paper at CIB World Congress 2010 and visit UK universities	\$6,517		
Corke, P	Professor	UK - Oxford; Portugal - Porto	Collaborative Research, PhD Exam & Invited talk.	\$1,500		
Corke, P	Professor	USA - California	Technical Program Committee Meeting for Robotic Systems & Science (RSS)	\$1,900		
Corke, P	Professor	USA - New Jersey & Alaska	IEEE Panel of Editors Meeting & 2010 Intl Conf on Robotics & Automation (ICRA10)	\$2,800		
Corke, P	Professor	China - Xi'an	IEEE Int'l Conference on Mechatronics & Automation [ICMA]		\$1,440	IEEE [Int'l Conf on Mechatronics & Automation]
Corke, P	Professor	Germany - Dagstuhl	Invited lecture @ CONET International Summer School		\$3,471	European Network of Excellence [CONET].
Corke, P	Professor	Taipei - China	Conference Participation	\$6,420		
Crawford, R	Professor	Czech Republic - Prague	Stryker Int'l Hip Symposium		\$5,787	Stryker Int'l
Dawes, L	Associate Professor	Holland, UK	IEE Conference	\$10,419		
Demirbilek, N	Associate Professor	New Zealand - Auckland	44th Annual Architectural Science Conference	\$3,150		
Den Ronden, P	Lecturer	Botswana	Fit out Orphanage with Students			Self funded
Dhanasekar, M	Professor	Italy	Present paper in Valencia for CST 2010 conference	\$4,702		
Drogemuller, R	Professor	UK - London and Singapore	Attend Salford Uni and ARC meetings		\$4,454	University of Salford
Drogemuller, R	Professor	UK - London	Attend Salford as visiting professor and Airport Designers meeting		\$2,731	University of Salford
Egodawatta, P	Lecturer	Denmark - Copenhagen	Attend DHI conference and training	\$7,828		

Name	Position	Destination(s)	Reason for Travel	Agency Cost Estimate (\$)	Sponsored Cost Estimate (\$)	External Sponsorship Source
Epari, D	Lecturer	USA - Massachuesets	OTC Numerical Modelling Workshop		\$5,300	Osteosynthesis & Trauma Care Foundation [OTC]
Eves, A	Professor	Malaysia	Presenting Paper	\$6,354		
Eves, C	Professor	Singapore/London	Presenting Paper	\$7,275		
Fitzpatrick, L	International Program Co-ordinator	Poland/Denmark	Attend recruitment events	\$8,274		
Fookes, C	Senior Research Fellow	Italy - Rome	IEEE Intl Symposium	\$5,443		
Fookes, C	Senior Research Fellow	New Zealand - Auckland & Queenstown	Image and Vision Computing New Zealand [IVCNZ '10] Conf.	\$1,806		
Franz, J	Professor / Head of School	USA - Chicago & Boston	Design and Emotions Conference and poject visits	\$7,730		
Franz, J	Professor / Head of School	Japan	UD2010 Conference	\$3,790		
Franz, J	Professor / Head of School	New Zealand - Auckland	Housing Conference	\$1,600		
Frazer, J	Professor	UK - London	Research Collaboration w/ A.U.T. Annual Leave and EPE-PEMC 2010 Conf.	\$3,248		
Frazer, J	Professor	China - Shanghai	Attend HEAT event	\$5,849		
Gallage, C	Lecturer	Canada	Attend and present paper at geotechnical conference in Canada	\$5,555		
Geary, G	Senor Technician	Hampden/USA	Training Hampden Plant	\$1,985		
Ghosh, A	Professor	USA	IEEE PES Mtg & energy workshop	\$8,631		
Ghosh, A	Professor	Japan - Fukuoka	Conference Attendance - TENCON 2010	\$4,330		
Ghosh, A	Professor	New Zealand - Christchurch	Conference Participation	\$2,395		
Gomez, R	Lecturer	USA - Chicago	A Rated Conference	\$4,587		
Gonzalez, F	Lecturer	Belgium - Brussels; Spain - Barcelona; Portugal - Lisbon	Invited Lecturer [VKI-Brussels]; Research Collaboration [CIMNE-Barcelona] & Conf [ECCOMAS-Portugal]	\$2,500		
Goonetilleke, A	Professor	Turkey	Visiting universities in Turkey	\$9,900		
Gu, Y	Senior Lecturer	Shanghai	Provide QUT postgrads progr	\$977		
Gu, Y	Senior Lecturer	Beijing	Complete 2nd stage of Intl F/ship	\$11,159		
Gu, Y	Senior Lecturer	Brisbane (from China)	Conf in SYD	\$1,638		
Gu, Y , T	Senior Lecturer	China - Hunan	Delivering Seminar @ Hunan Uni & Attending ICCM 2010 Conf.	\$2,850		
Gu, Y , T	Senior Lecturer	USA - California	Scientific Work - Univ of Berkeley,California	\$500	\$6,500	Australian Academy of Science
Guan, L	Lecturer	China & Hong Kong	First Int'l Conf on Sustainable Urbanisation [ICSU 2010] & Rec Leave	\$3,676		
Guaralda, M	Lecturer	USA - Los Angeles	2x international Conferences	\$2,563		

Name	Position	Destination(s)	Reason for Travel	Agency Cost Estimate (\$)	Sponsored Cost Estimate (\$)	External Sponsorship Source
Gudimetla, P	Lecturer	Thailand - Bangkok; India - Hyderabad & Vizag	GCMM Conf, AIMTDR Conf, Research Discussions, Seminars/Workshops & Rec Leave	\$4,150		
Hansman, R	Visiting Academic	Australia - Brisbane (from USA - Massachusetts)	Workshop & Meeting with Airports of the Future research team and tour of ARCAA facilities.	\$5,730		
Hardy, D	Lecturer	China	China Study Tour \$1069.60 for Dennis and \$10K for Students	\$11,070		
Hargreaves, D	Head of School	Hong Kong; Malaysia - Kuala Lumpur; Singapore	Institute of Engineers visits		\$3,640	Engineers Australia
Hargreaves, D	Head of School	UAE - Dubai & Abu Dhabi, QATAR - Doha, USA - N.Y, New Hampshire, Maine, Massachusetts & Nevada	EA National President Middle East & USA Annual Visit		\$5,000	Engineers Australia
Hedley, P	Senior Lecturer	Indonesia	Teaching at UPH	\$3,075		
Hedley, P	Senior Lecturer	Indonesia	Teaching at UPH in Indonesia	\$3,075		
Heywood, P	Associate Professor	Turkey	Delivering paper at conference in Turkey 08-30July 2010	\$5,148		
Holt-Damant, K	Senior Lecturer	China - Shanghai	Attend HEAT event	\$6,820		
Holt-Damant , K	Senior Lecturer	Denmark	Disseminating research findings	\$9,000		
Holt-Damant , K	Senior Lecturer	South Africa -Johannesburg	Architecture conference	\$6,002		
Hood, D	Adjunct Professor	Argentina - Buenos Aires	Conference Participation	\$6,500		
Huang, C	Event Assistant	USA	2010 Intern exchange boeing linkl	\$4,090		
Jacob, S	International Marketing Co-ordinator	Singapore	Attend expos in Jordan, libya. UAE	\$11,706		
Kajewski, S	Head of School	Singapore/London	Presenting Paper	\$10,362		
Karim, A	Lecturer		EDULEARN10 Conf	\$5,228		
Karim, A	Lecturer	Thailand - Bangkok & India - Dhaka	GCMM2010 Conf & Rec Leave	\$2,122		
Kennedy, R	Lecturer	Spain	Presenting paper at two conferences	\$7,079		
Kennedy, R	Senior Lecturer	Madrid	Intl Sustainable building Conf	\$6,300		
Kennedy, R	Senior Lecturer	China - Shanghai	Attend HEAT event	\$6,083		
Khouzam, K	Senior Lecturer	UAE - Abu Dhabi	Member of judging panel for a solar energy competition		\$2,190	U.A.E. University
Kraal, B	Research Fellow	Los Angeles	NCF workshop	\$2,200		
Kraal, B	Research Fellow	Canada	DRS 2010 Conference Participation	\$4,289		
Ledwich, G	Professor	Canada	Symposium & PNNL visit	\$5,340		

Name	Position	Destination(s)	Reason for Travel	Agency Cost Estimate (\$)	Sponsored Cost Estimate (\$)	External Sponsorship Source
Ledwich, G	Professor	USA - New York, Minnesota	Research w/ Reschler Polytech Inst & IEEE PES GM 2010.	\$6,387		
Ledwich, G	Professor	Italy - Bergamo, Brescia, Milan, Turin & Pisa & Germany - Dusseldorf	ICHQP 2010 Conf, NIRAP Research & AusTrade Uni Visits	\$10,159		
Lee, V	Professor	UK and Sweden	Attend conference, Meetings and Study tour	\$7,748		
Lin, T , R	Research Fellow	China - Hangzhou & Shanghai	3rd Intl Conf on Dynamics, Vibration and Control (ICDVC-2010) & Collaborative discussions Shanghai Jiao Tong Uni (SJTU).	\$1,200		
Lindquist, M	Associate Lecturer	Italy-Venice	Interior Forum Conference	\$5,945		
Liu, M	Research Fellow	China - Hangzhou & Shanghai	Int'l conference	\$3,273		
Ma, L	Professor	Hong Kong	IEEE PHM 2010 CONFERENCE	\$5,565		
Ma, L	Professor	China - Guangzhou & Beijing	Int'l Conf on Manufacturing, Engineering & Automation [ICMEA2010] and Research Collaboration w/ BCUTechnology & Neusoft.	\$5,000		
Mason, M	Lecturer	USA - Illinois, Indiana & Massachusetts	CESUN Annual Meeting & Uni Visits	\$6,261		
Mathew, A	Research Fellow	USA	Seminar at Digital Plant 2010	\$3,590		
Mathew, L	Professor	China	Operational planning	\$3,916		
Mayere, S	Lecturer	Turkey	Attending International Planning History Conference	\$4,702		
McCarthy, J	SBEnc Chairman	UK	Board Meeting Attendance	\$15,132		
Mccarthy, J	SBEnc Chairman	United Kingdom - Manchester & London	CIB World Congress and Board Meetings	\$15,132		
McNamara, S	Project Officer	USA	Smart Skies Project Workshop	\$3,600		
Miller, E	Senior Lecturer	China	Science and Tech Trade mission	\$3,772		
Mishra, S	Senior Lecturer	India - Delhi, Jaipur, Bangalore & Vellore	Student Study Tour, Research Visits, IAOCN 2010 Conf & Invited Lectures.	\$2,950		
Motta, N	Principal Research Fellow	Italy-Rome & Milan; Germany - Karlsruhe	BEE Delegation Trip	\$6,000		
Motta, N	Principal Research Fellow	Italy - Rome	Scientific Work on NIRAP project	\$4,990		
Moyano, C	Research Fellow	Spain	Presenting Paper	\$920		
Murchison, B	Assistant Dean	Singapore, Jakarta	Visit UPH,faculty rector	\$2,920		
Murray, M	Senior Lecturer	New Zealand - Auckland	Present paper at railway engineering conference in NZ	\$2,152		
Nielsen, D	Lecturer	Italy	Attend conference in Pisa	\$7,890		
Oloyede, K	Professor	Turkey, Libya, Syria, UAE & Saudi Arabia	QUT Business development	\$12,284		

Name	Position	Destination(s)	Reason for Travel	Agency Cost Estimate (\$)	Sponsored Cost Estimate (\$)	External Sponsorship Source
Paul, S	Senior Lecturer	Singapore, Jakarta	Discussion UI	\$2,194		
Pearcy, M	Professor	New Zealand - Christchurch & Auckland	SSA 2010 Conf & ISSLS Annual Meeting	\$3,915		
Pearcy, M	Professor	Singapore	6th World Congress on Biomechanics [WCB 2010]	\$4,556		
Perera, L	Lecturer	New Zealand - Christchurch	AUPEC 2010 Conf	\$2,395		
Piu, M	Research Fellow	China - Hangzhou & Shanghai	Conference	\$3,273		
Popovic, V	Professor	USA - Los Angeles	NCF workshop	\$6,000		
Popovic, V	Professor	Singapore & China	Red Dot judging	\$2,627		
Popovic, V	Professor	USA - Chicago	Design and Emotions Conference and project visits	\$8,323		
Raxworthy, J	Senior Lecturer	Round the World	Research, Study Tours and Conference Participation	\$22,865		
Rosemann, M	Professor	Singapore & China	Present project objectives	\$1,984		
Sanders, P	Senior Lecturer	China - Shanghai	Attend HEAT event	\$6,804		
Santo, Y	Lecturer	UK - London, Zurich	eCAADe conference and Liaison Visits	\$4,515		
Satherley, S	Lecturer	USA - Washington	Conference Participation, Research, Meetings	\$5,000		
Skitmore, M	Professor	Hong Kong	Invitation by Hong Kong University		\$3,571	University of Hong Kong
Sloan, M	Lecturer	Germany	To collaborate with german colleagues on water resource management research initiatives	\$7,558		
Smith, P	Lecturer	Italy - Milan	IFW2010 Conference	\$7,322		
Steinberg, T	Professor	USA	Alejo Engineering mtg	\$9,600		
Steinberg, T	Professor	USA - Atlanta, New York	ASTM International and Cooper Union Meetings	\$8,000		
Sun, Y	Research Fellow	Hong Kong	IEEE Conference	\$3,538		
Tan, A	Professor	China - Shanghai	QLD Innovation Workshop & Research Collaboration w/ SJTU	\$5,470		
Tan, Y	Senior Lecturer	Europe	Conference & Uni visit	\$11,620		
Tan, A	Professor	Poland - Gliwice	ICEE 2010 Conf	\$5,621		
Tan, A	Professor	South Korea - Busan, Japan - Saitama	2010 QLD INTL Fellowship Program	\$21,000		
Tang, A	Senior Lecturer	Singapore	Discussion UI	\$3,284		
Tang, T	Senior Lecturer	Singapore	Int'l student recruitment	\$2,776		
Tang, T	Senior Lecturer	Japan - Tokyo	Int'l Conference on Conditioning Monitoring & Diagnosis 2010	\$7,573		
Taylor, R	Adjunct Professor	USA - Washington	ASC Conference	\$7,696		
Taylor, R	Adjunct Professor	Italy, Germany	Attend conference In Germany and meeting in Italy	\$9,283		

Name	Position	Destination(s)	Reason for Travel	Agency Cost Estimate (\$)	Sponsored Cost Estimate (\$)	External Sponsorship Source
Tesfamichael, T	Lecturer	Switzerland - Zurich & Italy - Brescia	ISMANAM 2010 Conf & Uni of Brescia Sensor Lab visit	\$7,116		
Thambiratnam, D	Professor	Croatia	Presenting Paper	\$6,375		
Thambiratnam, D	Professor	Canada	present paper at conference	\$6,900		
Thambiratnam, D	Professor	South Africa - Cape Town	SEMC-10 Conference	\$5,160		
Trigunarysyah, B	Associate Professor	Indonesia	Presenting Paper	\$1,200		
Vogt, R	Research Fellow	UK - Manchester & Czech Republic - Brno	Private & Odyssey 2010 Conf	\$1,979		
Volz, K	Sessional Academic	New Zealand - Auckland	Symposium/Conference participation	\$1,328		
Walker, A	Research fellow	Barcelona	DELFT conference	\$5,736		
Walker, A	Research Fellow	Europe	Conference paper Air Transport Research	\$5,736		
Walker, R	Professor	USA	Smart Skies Project Workshop	\$4,400		
Walker, R	Professor	France - Nice	ICAS Conference	\$5,562		
Walker, R	Professor	USA -Atlanta	Meeting NASA, Aerotonomy & Boeing Research & Technology	\$12,100		
Wang, H	Senior Research Fellow	Korea	IPS-18 Conference	\$4,405		
Washington, S	Chair of Transport	USA - Phoenix, Berkley, Washington DC	Conference & Research Development	\$16,803		
Whitehouse, S	Research Fellow	Prague-Greece	Collaborative Research		\$5,390	Stryker Int'l
Williams, T	Lecturer	China	Study Trip	\$1,400		
Williamson, J	Senior Lecturer	New Zealand - Auckland	44th Annual Architectural Science Conference	\$2,083		
Wishart, M	Senior Research Fellow	USA	Conference IEEE	\$9,504		
Wong, K , W	Senior Lecturer	USA, Hong Kong	Conference Travel	\$4,700		
Wong, J	Senior Lecturer	USA - Washington	Conference at AEC	\$4,700		
Wong, J	Senior Lecturer	UK, Hong Kong	Attend ARCOM conference and meet with academics	\$5,968		
Wyeth, G	Professor	UAE - Qatar	Invited Lecturer at Computer Science Seminar		\$2,680	Carnegie Mellon Uni (CMU) - Qatar
Wyeth, G	Professor	USA - Alaska	Attend, Present and Chair Session at IEEE ICRA10	\$6,040		
Yan, C	Associate Professor	Japan	QIF Fellowship/PDL	\$18,616		
Yan, C	Associate Professor	China - Hangzhou & Shanghai	Chinese Academy of Science visit	\$3,312		
Yan, C	Associate Professor	Singapore & China	Invitation as committee member	\$4,778		

Name	Position	Destination(s)	Reason for Travel	Agency Cost Estimate (\$)	Sponsored Cost Estimate (\$)	External Sponsorship Source
Yarlagadda, P	Professor	UK - London; Belgium - Brussels; France - Paris.	ESMU - Eurpoean Higher Education Study Tour.	\$11,823		
Yarlagadda, P	Professor	China	World conference-airports	\$3,260		
Yarlagadda, P	Professor	Kuala Lumpur	Asia/Pacific Aviation forum	\$2,915		
Yarlagadda, P	Professor	India - Vellore, Chennai & Hyderabad	GCMM Board Meeting [VIT], Information Security Research Centre Meeting & Aviation Industry Meeting.	\$4,190		
Yarlagadda, P	Professor	China - Guangzhou & Hong Kong	ISMST '10 & Collaborative Research	\$5,320		
Yarlagadda, P	Professor	Thailand - Bangkok	GCMM 2010 Conference	\$3,965		
Yarlagadda, P	Profesor	India - Chennai	AIMTDR 2010 Conf & Meetings with research partners	\$6,798		
Yigitcanlar, T	Senior Lecturer	Mexico	Invited speaker at the MTY 2010 Forum		\$4,445	Graduate School of Public Management, Monteray
Yigitcanlar, T	Senior Lecturer	Turkey, Germany	University visit	\$11,620		
Zare, F	Associate Professor	Iran & Macedonia	Research Collaboration w/ A.U.T. Annual Leave and EPE-PEMC 2010 Conf.	\$5,380		
Zare, F	Associate Professor	Germany - Frankfurt	ARC proposal and development	\$2,000	\$10,000	Australian Academy of Science
Ziri-Castro, K	Lecturer	Spain - Barcelona	4th European Conference on Antennas and Propagation (EuCAP2010)	\$4,630		
BUSINESS						
Abbott, G	Corporate Educator	Canada	To attend Academy of Management Annual Meeting 6-10 Aug 2010 and to meet with Faculty at George Washington University 10-12 Aug 2010	\$5,764		
Ali, M	Lecturer	Canada	To present paper "The Impact of Gender Diversity on Turnover:The Moderating Effect of HR Policies&Practices	\$5,156		
Altena, S	Senior Consultant	China (includes Macau & Hong Kong)	To attend 2010 EMBA China Tour, 18-22 Apr Shanghai, 23-25 Apr Xian, 26 Apr-01 May Beijing, 02-05 May Non-QUT days	\$7,487		
Andrews, L	Lecturer	Denmark, Finland, Italy	Attend EMAC Conference, Copenhagen 1-4 June, Meet with academic researches in Helsinki, Finland 7-8 June.	\$6,949		
Barnes, P	Senior Lecturer	Singapore	Attend 3rd Risk Assessment and Horizon Scanning Symposium in Singapore	\$2,006		
Barnes, P	Senior Lecturer	Switzerland	Attend and present paper at IRSPM Conference, Switzerland 7-9/04/10	\$4,761		
Barraket, J	Associate Professor	Singapore	To attend a business meeting with the Dean	\$1,885		
Bartlett, J	Senior Lecturer	Sweden	Visiting Scholar representing QUT internationally	\$3,588		

Name	Position	Destination(s)	Reason for Travel	Agency Cost Estimate (\$)	Sponsored Cost Estimate (\$)	External Sponsorship Source
Bartlett, J	Senior Lecturer	Singapore	Attend meeting and ICA Conference, Singapore 22-26/06/10	\$3,270		
Beatson, A	Senior Lecturer	China (includes Macau & Hong Kong)	Attend International Conference on Work Integrated Learning, Hong Kong	\$4,004		
Beatson, A	Senior Lecturer	China (includes Macau & Hong Kong)	To give lectures at Lingnan (University) College, Sun Yat-sen University. 08/07/10 - 18/07/10	\$2,797		
Becker, K	Senior Lecturer	United Kingdom	Visit Aarhus University and Exeter University for T&L Professional Development	\$3,662		
Becker, K	Senior Lecturer	Canada	Attend Academy of Management Conference, Montreal 6-10/08/10	\$4,187		
Beven, P	Corporate Educator	UK	To attend 2010 DMO International Study Tour: UK (17-24/9) & USA (25/9 - 1/10)	\$9,385		
Bianchi, C	Teaching and Research Fellow	Japan	Attend and present paper at 2010 Global Marketing Conference at Tokyo 9-12 Sep 2010	\$3,975		
Bradley, L	Head of School	Germany	Maintaining and developing international partnerships and attend and speak at a conference in Bahrain	\$8,075		
Bradley, L	Head of School	France	Maintaining and developing international partnerships and attend and speak at a conference in Bahrain	\$2,516		
Bradley, L	Head of School	Canada	Visit HEC Montral (partner univeristy) 6 Aug; Attend and present paper at Academy of Management Conference, Montreal 7-10/08/10	\$2,576		
Brown, A	Principal Consultant	Switzerland	Attend the conference in Madrid (International Conference of Education, Research and Innovation), and to visit some other business schools in Europe. 13-28 Nov 2010(24-28 Nov-NON QUT days)	\$7,374		
Burgers, H	Lecturer	USA	Attend and present paper at 2010 Corporate Entrepreneurship Conference 3-5 June; work on paper with internaitonal co-author in relation to ARC Discover-Project.	\$552	\$1,879	Corporate Entrepreneurship Conference Airfares
Chan, A	Senior Administration Officer	China (includes Macau & Hong Kong)	Marketing/student recruitment mission Southern China-Uni/highschool presentations, agent visits, exhibition/ expo. Macau, Panyu, Jiangmen, Kwun Tong, Shenzhen, Guangzhou, Xiamen 05-27/03/10.	\$6,630		
Chan, A	Senior Administration Officer	Taiwan	To do institution visits in Kaosiung and Taipei 28 Mar-1 Apr 2010	\$1,200		
Chan, A	Senior Administration Officer	China (includes Macau & Hong Kong)	To attend Foshan Exhibitions 14-17 May 2010; to do institution visits in Taiwan 17-23 May 2010 and attend Shenzhen Expo 29-30 May 2010	\$4,714		

Name	Position	Destination(s)	Reason for Travel	Agency Cost Estimate (\$)	Sponsored Cost Estimate (\$)	External Sponsorship Source
Chan, A	Senior Administration Officer	China (includes Macau & Hong Kong)	To conduct marketing activities after National High School Exam results released 02-04 July	\$518		Self funded (Part)
Chan, A	Senior Administration Officer	China (includes Macau & Hong Kong)	To conduct a presentation and meet with Lingnan and Panyu Education Bureau 12-13 July 2010	\$772		Self funded (Part)
Chan, A	Senior Administration Officer	China (includes Macau & Hong Kong)	To attend ceremony with FoB partner institutions in Guangzhou 27-29 July 2010	\$776		Self funded (Part)
Chan, A	Senior Administration Officer	Taiwan	To conduct a student recruitment in Taiwan 11-16 Aug 2010	\$2,937		
Chan, A	Senior Administration Officer	Taiwan	To conduct a student recruitment in Taiwan 20 Sept-08 Oct; in China 15-16 Oct, 27 Oct-01 Nov 2010	\$6,796		
Chan, A	Senior Administration Officer	China (includes Macau & Hong Kong)	To conduct a student recruitment in China, HK and Macau 14-20 Nov 2010	\$3,319		
Chan, A	Senior Administration Officer	China (includes Macau & Hong Kong)	To conduct a student recruitment in Taiwan 07 -11 Dec 2010; and China 06-08 Jan 2011	\$2,673		
Chang, A	Senior Lecturer	Canada	Attend and present paper at Academy of Management Conference, Montreal 6-10/08/10	\$6,350		
Chang, A	Senior Lecturer	China (includes Macau & Hong Kong)	Attend and present paper at Asia Academy of Management 2010 Macau Conference, Macau 12-14/12/10	\$4,990		
Cheeseman, T	Team Leader ISO	Indonesia	To attend the Austrade exhibition for Student recruitment mission in Indonesia 23 Feb-01 Mar 2010	\$2,712		
Cheeseman, T	Team Leader ISO	Vietnam	To conduct student recruitment mission with IDP 24 Mar-31 Mar 2010	\$4,034		
Cheeseman, T	Team Leader ISO	Vietnam	To conduct student recruitment mission in Vietnam 23-27 July 2010	\$2,866		
Cheeseman, T	Team Leader ISO	Korea Republic	To attend student recruitment exhibitions 28 Aug-06 Sept 2010	\$4,711		
Cheeseman, T	Team Leader ISO	Vietnam	To conduct student recruitment mission in Vietnam 11-19 Nov 2010	\$3,299		
Chen, E	Lecturer	Taiwan	R - Present a paper at the NTU conferernce, 11-12 Dec, collaborate with Prof Pin-Huang Chou from the National Central University and attend theSFM conference on the 17-18 Dec 2010.	\$4,126		
Coglan, L	Senior Lecturer	United Kingdom	Presenting staff seminar at the University of Portsmouth and attending a teaching and learning meeting with Head of Technology and Enhanced Learning in UK, 1-2 Dec 2010.	\$825		Self funded (Part)
Collings, C	Development Manager	Sweden, Netherlands	Meetings 31 Mar - 1 Apr 2010, Sweden. Meetings 6-8 Apr Netherlands.	\$5,618		

Name	Position	Destination(s)	Reason for Travel	Agency Cost Estimate (\$)	Sponsored Cost Estimate (\$)	External Sponsorship Source
Copp, R	Sessional Academic	United Kingdom	To attend the 2010 Oxford Business and Economics Conference in UK, 28/06/10 - 30/06/10	\$3,891		
DalGLISH, C	Associate Professor	UK	Attend and present paper at BAM Sheffield England 13-16/09/10 and at EFMD Lisbon Portugal 19-23/09/10	\$6,571		
Davidsson, P	Assistant Dean, Research	Chile	Attend Annual Gem Meeting, Universidad del Desarrollo, Santiago, Chile 13-16/01/10	\$4,361		
Davidsson, P	Assistant Dean, Research	Canada	To attend AOM mid winter meeting 12-17/02/10 Toronto, meeting at Darden Business School 17-20/02/10 Charlottesville (additional airfare will be reimbursed by Darden).	\$4,152		
Davidsson, P	Assistant Dean, Research	Japan, Denmark, Spain, UK, Sweden, Switzerland	Keynote speaker at Nordic Conference, Copenhagen 20-21 May. Attend seminar at Esade, Barcelona 24 May. Work at Jonkoping/Gothenburg 26 May - 1 June. Keynote speaker at KITE in Newcastle 3-4 June. Work in Sweden 7-8 June. Attend Babson conference, Switzerland 9-12 June 2010	\$11,252		
Davidsson, P	Director (ACE)	Canada	Attend Academy of Management Conference, Montreal 6-10/08/10; Visit University of Twente 12/08/10; work at JIBS 14-18/08/10; Attend Regional Science Assoc. International Congress 19-23/08/10	\$11,323		
Drennan, J	SIRP Leader	Denmark	Attend and present paper at EMAC Conference, Copenhagen 1-4 June 2010	\$6,086		
Dulleck, U	Professor	China (includes Macau & Hong Kong)	PDL: 17 - 21/08/10 World Congress of the Econometric Society, Shanghai 22-25/08/10 Law and Economics Conference, Beijing 25/08/10 - 02/09/10 Collaboration with Prof. Jianpei Li, Beijing 3 - 10/09/10 Collaboration with co-author and seminar presentation, Berlin 10 - 22/09/10 Meeting with co-authors, Vienna & 5 days holiday 23 - 28/09/10 possible collaboration with potential co-author, Paderborn 29/09/10 - 15/10/10 seminar presentations in the US	\$13,113		
Fletcher, A	Project Officer	USA	Travel to Portland for the annual WEAI Conference with Tim Robinson, Clevo Wilson and Wasantha Athukorala in preparation for organising next years conference in Australia.	\$6,070		
French, E	Director - Undergraduate Studies	Malaysia	To promote QUT at a series of education fairs	\$3,164		
French, E	Director - Undergraduate Studies	Malaysia	To attend Education fairs in Malaysia 10-16 May 2010	\$2,845		

Name	Position	Destination(s)	Reason for Travel	Agency Cost Estimate (\$)	Sponsored Cost Estimate (\$)	External Sponsorship Source
French, E	Director - Undergraduate Studies	Malaysia	Respresent QUT at IDP Exhibition Malaysia-20-24 Oct Penang, 24-28 Oct KL (28Oct-31 Nov -NON QUT Days)	\$3,992		
Furneaux, C	Senior Research Assistant	Canada	Attend and present paper at Academy of Management Conference, Montreal 6-10/08/10	\$4,090		
Gallery, G	Professor	Turkey	To attend the 33rd Annual Congress of European Accounting Association, in Istanbul. May 19 - 21, 2010	\$4,421		
Gallery, G	Professor	China (includes Macau & Hong Kong)	Invited to visit School of Accountancy, Jinling Institute of Technology to work on accounting research and teaching in Hong Kong, 24 Sept - 3 Oct 2010.	\$1,150		
Gardiner, C	Acting Assistant Dean (Teaching and Learning)	Canada	Attend Academy of Management Conference, Montreal 6-10 Aug 2010	\$4,529		
Gudmundsson, A	Director - Graduate Studies	Thailand	To compete in business competition at Sasin business school, Chulalongkorn University, Bangkok. 24-28 Feb 2010.	\$2,419		
Gudmundsson, A	Director - Graduate Studies	Germany	To attend the AACSB and the Association of MBA's Deans and Directors conference	\$9,069		
Gudmundsson, A	Director - Graduate Studies	Canada	attending both the Academy of Management conference as well as visiting a university partner at HEC Montreal 05-12 August 2010	\$5,426		
Gudmundsson, A	Director - Graduate Studies	Czech Republic	Attend MBA World Tour,&GMAC 14-25 Oct; Visit Imperial College 26-27 Oct ; Attend Eduniversal World Convention 28-30 Oct; Visit University of Zurich 31 Oct-04 Nov 2010	\$14,411		
Hatcher, C	Professor	China (incl Hong Kong & Macau)	To attend conference PACA in China	\$4,589		
Hatcher, C	Professor	Canada	To attend Academy of Management Annual Meeting August 6-10 2010; to meet with Ashridge Business School academics 11-15 Aug; to visit the Skema Business School 16-19 Aug 2010	\$10,205		
Hatcher, C	Professor	Norway	To attend Concept Symposium 200 Norway (13-16/9), 2010 DMO International Study Tour , UK (17-24/9), USA (25/9 - 1/10) & organisational trip for WCA conference Peru (2-9/10)	\$14,159		
Hogarth, K	Associate Lecturer	New Zealand	To attend and present a paper at the 2010 AFAANZ Conference in Christchurch, NZ from the 3 July - 7 July 2015	\$2,542		
Hough, A	Senior Research Fellow	United States of America	To present a paper at the 39th Annual ARNOVA Conference in US, 17-20 November	\$3,243		

Name	Position	Destination(s)	Reason for Travel	Agency Cost Estimate (\$)	Sponsored Cost Estimate (\$)	External Sponsorship Source
Hurn, A	Professor	USA	To present at the Fields Institute for Research in Mathematics in Toronto in April 2010	\$16,066		
Hutchinson, M	Associate Professor	Turkey	To attend the EAA conference May 19-21 inclusive	\$5,137		
Hutchinson, M	Associate Professor	Malaysia	To collaborate with Prof Gul at Monash University in Kuala Lumpur on developing a project on corporate social responsibility (CSR) and examining the impact of directors who are members of multiple boards with different CSR practices.	\$3,667		
Hyland, P	Professor	United Kingdom	Work with colleagues at Aarhus Univeristy and Exeter University	\$2,582		
Hyland, P	Professor	Canada	Attend and present paper at Academy of Management Conference, Montreal 6-10/08/10	\$5,940		
Irvine, H	Associate Professor	New Zealand	To attend 2010 AFAANZ Conference in Christchurch, NZ from the 03 July - 7 July 2010	\$2,600		
Irvine, H	Associate Professor	United States of America	To present a paper at the 39th Annual ARNOVA Conference in US, 17-20 November	\$3,313		
James, N	Academic Advisor	Thailand	To compete in business competition at Sasin business school, Chulalongkorn University, Bangkok. 24-28 Feb 2010.	\$1,167		
Kaya, M	Postdoctoral Research Fellow	Switzerland, Germany	Attend BABSON Conference 9 - 12 June 2010 and work at University of Kiel 21 June - 23rd July 2010	\$5,971		
Kaya, M	Postdoctoral Research Fellow	Canada	Attend and present joint-paper at Academy of Management, Canada 6-10/08/10	\$5,768		
Keast, R	Senior Lecturer	Switzerland	Attend IRSPM 2010 Conference	\$5,015		
Keast, R	Senior Lecturer	USA	Research and Collaboration	\$4,444		
Keast, R	Senior Lecturer	Portugal	Attend and present paper at WTRC conference 11-15/07/10 and collaborate with international contacts	\$6,468		
Keeffe, D	Postdoctoral Research Fellow	Portugal, UK	Attend and present paper at ServSig Conference, Portugal 17-19/06/10 and work with colleague at Cardiff University, Wales	\$6,732		
Kerr, G	Associate Professor	United Kingdom, Italy	Attend presentations to London Advertising Group 1 June; Meet with IMC Faculty at University of Northampton 2 June; Attend AAA Conference 4-6 June 2010	\$6,402		
Kuhn, K	Lecturer	USA	Attend and present paper at American Marketing Association (AMA) Summer Marketing Educators' Conference, Boston 13-16 August 2010	\$4,832		

Name	Position	Destination(s)	Reason for Travel	Agency Cost Estimate (\$)	Sponsored Cost Estimate (\$)	External Sponsorship Source
Larkin, I	Associate Lecturer	China (includes Macau & Hong Kong)	Attend International Conference on Work Integrated Learning, Hong Kong	\$4,115		
Lings, I	Higher Degree Research Coordinator	United Kingdom	Attend Academy of Marketing Conference Leeds, Uk 6-10 July	\$6,039		
Luck, E	Lecturer	USA	Attend and present paper at American Marketing Association Conference: "Summer Marketing Educators' Conference", Boston 13-16/08/10	\$4,780		
Luck, E	Lecturer	Japan	Attend and present two papers at 2010 Global Marketing Conference, Tokyo 8-12 Sep 2010	\$3,888		
Luke, B	Senior Lecturer	New Zealand	To attend and present a paper at the 2010 AFAANZ Conference in Christchurch, NZ from the 2 July - 7 July 2011	\$2,829		
Luke, B	Senior Lecturer	New Zealand	Research on SOEs for ICAA grant in New Zealand, 27 Nov- 6 Dec 2010	\$1,739		
Ma, S	Lecturer	China (includes Macau & Hong Kong)	To attend 2010 EMBA China Tour, 18-22 Apr Shanghai, 23-25 Apr Xian, 26 Apr-01 May Beijing, 02-15 May Non-QUT Days	\$3,435		
Mack, J	Senior Lecturer	New Zealand	To attend and present a paper at the 2010 AFAANZ Conference in Christchurch, NZ from the 3 July - 7 July 2012	\$2,846		
Mathews, S	Lecturer	Japan	Attend Global Marketing Conference, Tokyo 9-12/09/10	\$4,065		
Matthews, J	Senior Lecturer	Canada	Attend and present paper at Academy of Management Conference, Canada 6-10/08/10	\$5,528		
Matthews, J	Senior Lecturer	Switzerland	Attend CINET industry meeting 5/9/10; Present paper at CINET Conference 6-8/09/10; and attend interview 9/09/10	\$4,787		
McBratney, A	Senior Lecturer	United States of America	To present a paper at the 39th Annual ARNOVA Conference in US, 17-20 November	\$3,061		
Mcdonald, P	Senior Lecturer	United States of America	Attend International Labour Process Conference in New York	\$2,783		
Mcdonald, P	Senior Lecturer	United States of America	Attend International Labour Process Conference in New York	\$1,905		
Mcdonald, P	Senior Lecturer	United Kingdom	Attend and present at the Gender, Work and Organizational Conference, Keele, UK 21-23 June 2010. Work with Somali Cerise (London School of Economics) in London for 2 day .	\$6,359		

Name	Position	Destination(s)	Reason for Travel	Agency Cost Estimate (\$)	Sponsored Cost Estimate (\$)	External Sponsorship Source
McGovern, M	Senior Lecturer	Irish Republic	To attend AIB UKI Dublin conference (7-11/04/10), Collin 2010 Symposium on Collective Intelligence (14-17/04/10) and to present seminar at Natinal Taipei University of Technology (01-06/05/10). Research discussion with colleagues(26-30/04/10)	\$5,345		
Mcgregor-Lowndes, M	Director	Singapore	To attend a business meeting with the Dean	\$1,885		
Mcgregor-Lowndes, M	Director	Canada	To attend the Muttart Foundation Meeting which goes from 25-29th of May (Muttart will be reimbursing flights)	\$6,461		
McGregor-Lowndes, M	Director	Turkey	To attend the ISTR's 9th International Conference at Kadir Has University, Istanbul, Turkey, July 7-10, 2010.	\$5,477		
McGregor-Lowndes, M	Director	United States of America	To attend 'Nonprofit speech in the 21st Century: Time for a Change?' in New York, 26-29/10/10	\$4,905		
McGregor-Lowndes, M	Director	United States of America	To present a paper at the 39th Annual ARNOVA Conference in US, 17-20 November	\$3,193		
McKinlay, M	Visiting academic	UK	Guest presenter to accompany 2010 DMO International Study Tour, UK 18-24/09/10.	\$1,042		
Mohannak, K	Lecturer	Hungary	Attend and present paper at 5th International KMO Conference: Roles and challenges of knowldge management in innovation for services and products, Univesity of Pannonia, Veszprem, Hungary, 18-19 May 2010	\$4,149		
Mortimer, G , S	Associate Lecturer	New Zealand	Attend and present paper at ANZMAC Conference 29/11 - 1/12/10	\$2,174		
Neale, L	Senior Lecturer	Canada	Attending International Student Business Competition at Manitoba University Canada	\$4,635		
Neale, L	Senior Lecturer	USA	To attend International Conference on the First Year Experience in Maui, Hawaii from 7-10 June	\$5,070		
Neale, L	Senior Lecturer	USA	To attend International Teacher Program- Northwestern University, Evanston, Illinois USA, 04-11/07/10. (Travel in 2010, travel dates, airfare, sustenance are estimates only- will adjust accordinly once itinerary confirmed.)	\$14,997		
Neale, L	Senior Lecturer	New Zealand	To attend the SDS International Case Competition 2010 29 Aug-05 Sept 2010	\$1,541		
Neale, L	Senior Lecturer	United States of America	To present and attend Sport Marketing Association 26-29/10/2010 and Society for Marketing Advances 3-6-11/2010 conferences	\$5,301		

Name	Position	Destination(s)	Reason for Travel	Agency Cost Estimate (\$)	Sponsored Cost Estimate (\$)	External Sponsorship Source
Nelson, J	Lecturer	New Zealand	To attend and present a paper at the 2010 AFAANZ Conference in Christchurch, NZ from the 3 July - 7 July 2012	\$2,846		
Newton, C	Senior Lecturer	Canada	Attend and present paper at Academy of Management, Canada 6-10/08/10	\$5,026		
Nicholson, G	Senior Lecturer	Canada	Attend Academy of Management Conference in Montreal 6-10 August and visiting Amy Hillman in Arizona for joint research project.	\$5,462		
Nicholson, G	Senior Lecturer	USA	Present and attend the Global Financial Crisis Conference, Philadelphia, 24-25 Sept 2010.	\$4,218		
O'Connor, R , J	Director - Corporate Education	France	To develop market opportunities for Complex Project Management and to arrange the EMCPM International Study Tour 22 Feb-14 Mar Brisbane-St Louis Lambert-London-Paris-Shanghai 15-22 Mar Sydney-Canberra-Brisbane	\$24,009		
O'Connor, R , J	Director - Corporate Education	USA	To plan and arrange the EMCPM International Study Tour 19 Jun-09 July 2010	\$15,780		
O'Connor, R , J	Director - Corporate Education	United States of America	Represent ICCPM CEO deliver a paper at the Aviation Week conference in the USA and then Accompany him-visit/conduct meetings with intl defence agencies and cooperation as well as potential partners. 28 Oct-14 Nov 2010	\$5,410		
O'Halloran, K	Adjunct Professor	Brisbane	To collaborate with Associate Professor , 5/10/10 - 27/10/10	\$4,188		
Ong, J , (S oo , C	Administration Officer - External Relations	Singapore	Attend recruitment event organized by IDP singapore and visit agents in Singapore	\$3,308		
Ong, J , (S oo , C	Administration Officer - External Relations	Germany	To attend exchange seminar in Copenhagen Business School and other school visits	\$8,201		
Ong, J , (S oo , C	Administration Officer - External Relations	Thailand	To conduct IDP Thailand recruitment mission and agent visits 04-11 Aug 2010 (1 Non QUT day)	\$2,571		
Ong, J , (S oo , C	Administration Officer - External Relations	Singapore	To attend IDP Singapore Open Day exhibition and conduct agent visits 26 Aug-02 Sept 2010 (2 Non QUT day)	\$2,996		
Ong, J , (S oo , C	Administration Officer - External Relations	Singapore	To attend IDP Singapore Open Day exhibition and conduct agent visits 24 Oct-02 Nov 2010 (4 Non QUT day)	\$2,703		
Ong, J , (S oo , C	Administration Officer - External Relations	Singapore	To attend IDP Singapore Open Day exhibition and conduct agent visits 30 Dec-10 Jan (31 Dec-07 Jan NON QUT DAYS)	\$3,042		
Palm, C	Lecturer	Korea Republic	To attend JCAEin Seoul, South Korea from 4-6 January 2010	\$2,843		

Name	Position	Destination(s)	Reason for Travel	Agency Cost Estimate (\$)	Sponsored Cost Estimate (\$)	External Sponsorship Source
Palm, C	Lecturer	New Zealand	To attend and present a paper at the 2010 AFAANZ Conference in Christchurch, NZ from the 2 July - 7 July 2014	\$2,855		
Paltridge , A	Director - International	France, UK	To attend the Australie Mag Education Excellence Conference	\$11,579		
Paltridge , A	Director - International	United States of America	To attend the NAFSA Conference in Kansas 25 May-04 Jun; to attend the Poly U Global Student Challenge, and partner visits 05-11 June 2010	\$10,998		
Paltridge , A	Director - International	Thailand	To conduct partner visits with QUT International (09-15 August 2010) and to lead students to attend the Thammasat Undergraduate Business Challenge 2010 in Bangkok (16-21 August 2010)	\$5,467		
Paltridge , A	Director - International	UK	To conduct university visits in UK, Spain and France 08-14 Sept; to attend the EAIE conference in Nantes, France 15-18 Sept 2010	\$10,399		
Paltridge , A	Director - International	Czech Republic	To conduct university visits and to attend Eduniversal World Convention 25 Oct-06 Nov 2010	\$7,687		
Petriwskyj, A	Postdoctoral Research Fellow	Turkey	To present a paper at the ISTR's 9th International Conference at Kadir Has University, Istanbul, Turkey, July 7-10, 2010.	\$5,477		
Pike, S	Senior Lecturer	Spain	Attend and present paper at 6th International Colloquium - Academy of Marketing SIG on Brand, Identity and Corporate Reputation, Barcelona	\$4,127		
Pike, S	Senior Lecturer	United States of America	Attend International Society of Travel and Tourism Educators Annual Conference, 18-22 October 2010	\$3,782		
Price, R	Postdoctoral Research Fellow	United States of America	Attend and present paper at International Labour Process Conference in New York and conduct research for retail Unions project at University of Kent in United Kingdom	\$3,452		
Price, R	Postdoctoral Research Fellow	United Kingdom	Attend and present paper at International Labour Process Conference in New York and conduct research for retail Unions project at University of Kent in United Kingdom	\$1,243		
Proud, B	Post-Graduate Coordinator	Thailand	Relationship marketing visits in Chulalongkorn 05 Mar; To set up Alumni function 05 Mar; IDP exhibition 6-7 Mar; Agent visits with QTIC 8 Mar. Thailand.	\$2,806		
Proud, B	Post-Graduate Coordinator	United Kingdom, Italy, China	Attend presentations to London Advertising Group 1 June; Meet with IMC Faculty at University of Northampton 2 June; Attend AAA Conference 4-6 June 2010; QUT business in Hong Kong 9-10/06/10	\$9,437		

Name	Position	Destination(s)	Reason for Travel	Agency Cost Estimate (\$)	Sponsored Cost Estimate (\$)	External Sponsorship Source
Proud, B	Post-Graduate Coordinator	Singapore	To attend the annual NUS/DBS International Case Competition in Singapore, 12-17 Sept 2010	\$1,772		
Reid, A	Learning and Teaching Consultant	USA	To attend International Conference on the First Year Experience in Maui, Hawaii from 7-10 June	\$4,181		
Robinson, T	Head of School	USA	To attend the 85th Annual WEAI Conference in Portland, Oregon from June 29 - July 3.	\$5,496		
Robinson, T	Head of School	United Kingdom	To attend 2010 International Society for the Scholarship of Teaching & Learning conference, Liverpool UK 19-22/10/10	\$5,302		
Russell-Bennett, R	Associate Professor	United Kingdom, Portugal	Attend and present paper at ServSig Conference, Portugal 17-19/06/10 and work with academics at Warwick University and Brighton University, London	\$9,360		
Russell-Bennett, R	Associate Professor	United Kingdom	Spend week at Brighton University to finish a journal article on Cross-Country Binge-drinking	\$2,035		
Ryan, C	Head of School	New Zealand	To attend the 2010 AFAANZ Conference in Christchurch, NZ from the 2 July - 7 July 2015	\$2,958		
Ryan, C	Head of School	United States of America	To present a paper at the 39th Annual ARNOVA Conference in US, 17-20 November	\$3,666		
Sawang, S	Lecturer	Canada	Attend and present paper at AOM Conference, Canada 6-10/08/10	\$6,131		
Simpson, L	Assistant Dean, Teaching & Learning	USA	Attending as a guest speaker at the AACSB International Conference and Annual Meeting in Anaheim, USA	\$2,660		
Spencer, C	Corporate Educator	UK	To attend 2010 DMO International Study Tour: UK (17-24/9) & USA (25/9 - 1/10)	\$13,409		
Stanley, T	Lecturer	New Zealand	To attend and present a paper at the 2010 AFAANZ Conference in Christchurch, NZ from the 30 June - 7 July 2015	\$3,111		
Steffens, P	Associate Professor	Switzerland, Denmark	Attend and present paper at BABSON Conference, Switzerland 9-12/06/10, and work with M.Senderovitz and K.Klyver at University of Southern Denmark 21-27/06/10	\$6,519		
Steffens, P	Deputy Director, ACE	Canada	Attend AOM conference and present 3 papers	\$5,668		
Tang, T	Senior Lecturer	New Zealand	To attend and present a paper at the ATEC 2010 Conference (28-29 of June) in New Zealand and then attend The Threshold Concept Symposium Conference (1-2 July)	\$2,038		

Name	Position	Destination(s)	Reason for Travel	Agency Cost Estimate (\$)	Sponsored Cost Estimate (\$)	External Sponsorship Source
Tang, T	Senior Lecturer	China (includes Macau & Hong Kong)	To attend and present at The Learning Conference (Hong Kong, July 6-9)	\$4,617		
Tang, T	Senior Lecturer	United Kingdom	To attend 2010 International Society for the Scholarship of Teaching & Learning conference, 19-22/10/10, Pedagogical Research in Higher Education Conference 25-26/10/10, Liverpool UK.	\$6,707		
Torgler, B	Professor	Sweden	To collaborate with the department of Economics, Uppsala University on creating a tax research center and attending the 66th IIPF Annual Conference, 23-26th of August 2010, Sweden	\$2,438		
Tracey, N	Associate Lecturer	Canada	Attend Academy of Management Conference, Montreal 6-10 Aug 2010	\$4,174		
Wickramasekera, R	Senior Lecturer	China (includes Macau & Hong Kong)	Attend Case Teaching Workshop 21-23 Jan 2010 in Hong Kong	\$1,940		
Wickramasekera, R	Senior Lecturer	Japan	Give lecture on Global Management 29th June; Attend seminar "Internationalization of Australian wineries" 30th June; Attend discussion with Wine Research Group 1st July; Attend seminar "Wine Imports" 2nd July; Attend interviews 5-6 July 2010	\$4,003		
Willis, D	Senior Lecturer	USA	To attend International Teacher Program-Northwestern University, Evanston, Illinois USA, 04-11/07/10. (Travel in 2010, travel dates, airfare, sustenance are estimates only- will adjust accordingly once itinerary confirmed.)	\$14,588		
Wilson, C	Associate Professor	USA	To attend and present a paper at the annual WEAI Conference in Portland, June 29- July 3 2010.	\$6,405		
Xavier, R	Head of School	China (includes Macau & Hong Kong)	QUT Mission to Hong Kong to promote QUT and strengthen our International student base	\$5,717		
Xavier, R	Head of School	China (includes Macau & Hong Kong)	QUT Mission to Hong Kong to promote QUT and strengthen our International student base	\$7,703		
Xavier, R	Head of School	Taiwan	Taiwan University visit to expand International Student base	\$5,128		
Xavier, R	Head of School	China (incl Hong Kong & Macau)	Agent and university visit	\$4,772		
Xavier, R	Head of School	China (includes Macau & Hong Kong)	To promote QUT to International Students	\$4,129		
Young, A	Lecturer	China (includes Macau & Hong Kong)	to attend the Fifth Annual Conference of The Asian Studies Association of Hong Kong (ASAHK)	\$3,142		

Name	Position	Destination(s)	Reason for Travel	Agency Cost Estimate (\$)	Sponsored Cost Estimate (\$)	External Sponsorship Source
Zhu, Q	Research Fellow	China (includes Macau & Hong Kong)	To attend and present a paper at the Asian Finance Association 2010 Conference in Hong Kong on 29 June - 2 July 2010.	\$3,091		
Zhu, Q	Research Fellow	USA	To attend and present at the NBER Summer Institute International Finance and Macroeconomics workshop in Boston, 12-16 July. Also meeting up with Co-authors in Ann Arbor, 17-20 July.	\$5,470		
Zolin, R	Associate Professor	Canada	Attend and present paper at Academy of Management Conference, Montreal 6-10/08/10	\$5,422		
CABOULTURE						
		Nil	Nil			
CENTRE FOR TROPICAL CROPS AND BIOCOMMODITIES						
Broadfoot, R	Principle Engineer	Mexico - Veracruz	Attend ISSCT Conference	\$3,369		
Broadfoot, R	Professor	Ecuador - Guayaquil	Consultations	\$5,464		
Broadfoot, R	Professor	Nicaragua - Managua	Consulting at San Antonio Mill. Nicaragua	\$4,000		
Doherty, W	Principal Research Fellow	USA - Honolulu	Pacificchem Conference	\$3,500		
Geoffrey, K	Senior Research Fellow	Brazil - Sao Paulo	COSAN - Milling train audits	\$3,258		
Hobson, P	Principle Research Fellow	Mexico - Veracruz	Attend ISSCT Conference	\$7,000		
James, A	Research Fellow	Africa - Entedde	Banana 21 Virus Meeting	\$3,643		
Kent, G	Senior Research Fellow	Mexico - Veracruz	Attend ISSCT Conference	\$2,220		
Khanna, H	Senior Research Fellow	Africa - Uganda	Visit NARO Research Labs	\$3,994		
Khanna, H	Senior Research Fellow	Africa - Entebbe & India - New Delhi	BRN Product Development Workshop in Entebbe & Meetings in New Delhi	\$4,283		
Khanna, H	Senior Research Fellow	USA - Washington DC	First Global Conference on Biofortification	\$2,805		
Lee, L	Centre Manager	USA - St Louis	Biosafety Resource Netwrok Meetings		\$4,813	Biosafety Resource Network
Lee, L	Centre Manager	Africa - Uganda, USA - Raleigh, Washington	Banana 21 Meeting in Uganda, SBI Meetings in Raleigh, Conference Participation in Washington	\$6,235		
Lee, L	Centre Manager	Africa - Uganda & USA - Washington DC	Banana 21 meeting in Uganda & World Congress on Industrial Biotechnology and Bioprocessing in Washington DC	\$6,235		
Lee, L	Centre Manager	Africa - Entebbe	BRN Product Development Workshop	\$3,324		
Lee, L	Centre Manager	USA - Washington DC	First Global Conference on Biofortification	\$2,600		

Name	Position	Destination(s)	Reason for Travel	Agency Cost Estimate (\$)	Sponsored Cost Estimate (\$)	External Sponsorship Source
Mann, A	Senior Research Fellow	Philippines - Manila	Boiler Consultation	\$1,104		
Mann, A	Senior Research Fellow	Papua New Guinea - Lae	Consultations	\$1,166		
Mundree, S	Deputy Director	USA - Raleigh & Washington DC	Conference Participation	\$5,109		
Mundree, S	Deputy Director	USA - Washington DC & India	World Congress on Industrial Biotechnology and Bioprocessing	\$2,992		
Mundree, S	Deputy Director	India - Delhi & Africa - Johannesburg	Meeting	\$9,003		
O'Hara, I	Senior Research Fellow	USA - Raleigh & Washington DC	Conference Participation	\$5,109		
O'Hara, I	Senior Research Fellow	USA - Seattle	Seattle Biofuels Workshop	\$3,880		
O'Hara, I	Senior Research Fellow	USA - Washington DC	World Congress on Industrial Biotechnology and Bioprocessing	\$5,109		
O'Rourke, D	Centre Coordinator	Africa - Uganda, USA - Raleigh, Washington	Banana 21 Meeting in Uganda, SBI Meetings in Raleigh, Conference Participation in Washington	\$6,232		
O'Rourke, D	Centre Coordinator	Africa - Uganda & USA - Washington DC	Banana 21 meeting in Uganda & World Congress on Industrial Biotechnology and Bioprocessing in Washington DC	\$6,232		
Paul, J	Research Fellow	Africa - Uganda	Visit NARO Research Labs	\$3,859		
Paul, J	Research Fellow	USA - Washington DC	First Global Conference on Biofortification	\$2,336		
Rackemann, D	Research Fellow	Mexico - Veracruz	Attend ISSCT Conference	\$2,955		
Shorney, S	Software Engineer	USA - St Louis	Biosafety Resource Network Meetings		\$1,996	Biosafety Resource Network
Steindl, R	Principle Research Fellow	Mexico - Veracruz	Attend ISSCT Conference	\$2,955		
Steindl, R	Principle Research Fellow	India - Karnataka	Consulation for ICPI	\$4,885		
Steindl, R	Principle Research Fellow	India & Brazil	Consultations	\$14,000		
Tikel, D	Lab Manager	Africa - Entebbe	Training of NARO lab manager	\$3,659		
Zhang, J	Research Fellow	China - Dalian	World Congress of Industrial Biotechnology 2010	\$3,000		

CHANCELLERY

Alderman, G	Manager, Curriculum Review and Improvement	New Zealand	Conference Participation	\$3,656		
Alderman, G	Manager, Curriculum Review and Improvement	United Kingdom	Conference Participation		4300	University of Newcastle, Self funded
Arnison, P	Chancellor	Taiwan, Hong Kong	International Graduations	\$11,478		

Name	Position	Destination(s)	Reason for Travel	Agency Cost Estimate (\$)	Sponsored Cost Estimate (\$)	External Sponsorship Source
Arnison, P	Chancellor	Kuala Lumpur, Singapore	International Graduations	\$9,925		
Arnison, P	Chancellor	China - Taiwan, Hong Kong	Graduations and Alumni Event	\$11,478		
Coaldrake, P	Vice-Chancellor	France - Paris	Board meeting attendance	\$18,113		
Coaldrake, P	Vice-Chancellor	USA - Chicago, San Francisco	Conference Participation	\$18,578		
Coaldrake, P	Vice-Chancellor	Shanghai	Conference Participation	\$11,032		
Coaldrake, P	Vice-Chancellor	China - Beijing, Shanghai	Series of QUT-related meetings	\$13,000		
Lee Hong, A	Associate Professor	Norway	WINHEC AGM	\$7,500		
Mclaughlin, J	Lecturer	Turkey	Conference Participation	\$5,500		
Nelson, K	Director - First Year Experience	New Zealand - Dunedin	Conference Participation	\$1,166		
Patel, S	Director, Assurance and Risk Management Services	Kuala Lumpur	Conference Participation		\$2,177	Columbus Circle Governance, Kuala Lumpur
Stuurman, R	Associate Professor	USA	Conference Participation	\$3,186		
CREATIVE INDUSTRIES						
Alinen, T	Sessional Academic	New Zealand - Wellington	Research trip	\$557	\$1,400	Self funded
Armstrong, K	Senior Research Fellow	Poland - Warsaw, UK - Manchester, Germany - Frankfurt & Munich	Conference Participation	\$3,000		
Baldwin, A	Sessional academic	PNG - Port Moresby & Madang	Life drama research	\$2,599		
Baldwin, A	Sessional Academic	PNG - Port Moresby, Madang	ARC work 'Sexual health promotion in PNG'	\$2,022		
Baldwin, A	Senior Research Fellow	Papua New Guinea - Port Moresby, Tari and Wewak	Participate in Medical Symposium at Wewak and present findings from Life Drama project in Tari and Port Moresby	\$1,845		
Banks, J	Research Fellow	UK - London	Present research at Durham University	\$4,219		
Barrett, L	Scholarships	USA - Morristown	Fieldwork	\$1,500	\$1,700	Self funded
Bosanko, C	Project Officer (International)	Singapore, China - Beijing, Chengdu, Shanghai	Participate in IDP recruitment events	\$4,230		
Bosanko, C	Project Officer (International)	Taiwan - Taipei & Kaohsiung	Austrade recruitment events	\$3,381		
Boughen, S	Discipline Leader	Taiwan - Taipei	Dance auditions in Taiwan	\$1,712		
Boughen, S	Discipline Leader	USA - New York	Attendance of the WDA conference	\$3,000		
Brader, A	Postdoctoral Research Fellow	UK - Lancaster	Attendance at the Digital Literacies School	\$3,000		

Name	Position	Destination(s)	Reason for Travel	Agency Cost Estimate (\$)	Sponsored Cost Estimate (\$)	External Sponsorship Source
Bridgstock, R	Postdoctoral Fellow	New Zealand - Auckland	Conference Participation	\$2,352		
Brown, A	Associate Lecturer	USA - Seattle	Presentation at the International conference on music perception and cognition	\$6,232		
Bruns, A	Associate Professor	Austria - Krems, Germany - Berlin & Hamburg	To attend and present at various conferences	\$2,985		
Bruns, A	Associate Professor	Hong Kong, Singapore	To attend the ICA2010 conference	\$2,046		
Buday, C	Lecturer	France - Toulon	Masterclass at the conservatoire a rayonnement	\$2,625		
Buday, C	Lecturer	China - Guangzhou	Attendance of the modern dance festival		\$2,830	Guangdong dance festival organisers
Burgess, J	Senior Research Fellow	Switzerland - Geneva	Invited speaker at LIFT10 Conference		\$2,054	LIFT conference organisers
Burgess, J	Senior Research Fellow	China - Hong Kong, Singapore	Conference attendance & research	\$4,000		
Burgess, J	Senior Research Fellow	Turkey - Istanbul, Italy - Ankara, Germany - Munich, Sweden - Gothenburg	Various conference attendances	13,218		
Carson, S	Head of Post Graduate Studies	USA - Washington DC & New York	To attend the 2010 AAALS conference	\$1,899	\$1,700	American Assoc of Australasian literary studies
Carson, S	Postgraduate Coordinator (Research)	UK - Bath	Attending the Changing Environments conference	\$2,626		
Carter, C	Lecturer	Thailand - Bangkok	Recruitment events	\$2,652		
Choi, H	Postdoctoral Fellow	Iceland - Reykjavick, Sweden - Gothenburg, Germany - Weimer	Conference Participation	\$3,118		
Choi, J	Postdoctoral Fellow	Japan - Tokyo	Conference Participation	\$3,640		
Choi, J	Postdoctoral Fellow	China - Shenzhen	Keynote address at conference		\$1,882	Sapporo
Clare, J	Senior Lecturer	Singapore	To attend the ICA2010 conference	\$4,300		
Collis, C	Senior Lecturer	USA - Washington	To present paper at American Association of Geographers Annual Conference	\$2,865		
Collis, C	Senior Lecturer	Hong Kong	Present at Cultural Studies Crossroads Conference	\$4,083		
Collis, C	Senior Lecturer	New Zealand - Christchurch	Attending the NZGS 2010 conference	\$2,382		
Comans, C	Discipline Leader	UK - London	Benchmarking	\$5,763		
Cunningham, S	Director - CCI	UK - London	Keynote address at the "Future Impact" conference and research meetings	\$8,411		

Name	Position	Destination(s)	Reason for Travel	Agency Cost Estimate (\$)	Sponsored Cost Estimate (\$)	External Sponsorship Source
Cunningham, S	Director - CCI	Singapore	To attend the 2010 ICA conference	\$2,531		
Cunningham, S	Director - CCI	New Zealand - Wellington	Presentation at the Running Hot! Conference		\$2,720	Running Hot Conference
Cunningham, S	Director - CCI	Germany - Berlin	Conference Participation	\$11,497		
Delbridge, M	Lecturer	UK - London	Attending the London Scenography conference	\$4,605		
Dillon, S	Senior Lecturer	Hong Kong, China - Beijing & Hangzou	Attendance of the ICA conference & research	\$3,779		
Felton, E	Senior Research Associate	Singapore	To attend the Crossroads 2010 conference	\$2,764		
Felton, E	Senior Research Associate	UK - London	Attending the RGS-IBG International Conference	\$3,919		
Ferrero-Regis, T	Lecturer	UK - London	Attending the Global Fashion Conference	\$3,905		
Flew, T	Professor	China - Hong Kong, Singapore	To attend the Crossroads & ICA conferences	\$5,998		
Flew, T	Professor	China - Beijing	5th Creative China conference	\$2,428	\$516	Creative China
Flew, T	Professor	USA - LA	Conference Participation	\$4,060		
Foth, M	Principle Research Fellow	Finland - Oulu	UBI Summer School & research	\$3,760		
Foth, M	Principle Research Fellow	South Korea - Seoul	Conference Participation		\$2,840	ICISTS Conference organisers
Gaffney, K	Associate Lecturer	Turkey - Istanbul, Germany - Berlin, Spain - Barcelona	Ecards research	\$8,114		
Gattenhof, S	Study Area Coordinator	UK - London & Belfast	QUT Research & meeting with post graduate collaborations with the University of Kent	\$8,876		
Gislason, K	Lecturer	Germany - Tubingen, Iceland - Reykjavik Keflavik	To attend Seminars and workshops at the University of Tudingon	\$2,365	\$3,152	International Research Fellowship
Gislason, K	Lecturer	UK -Leeds, Iceland - Reykjavik	To attend the 'International medieval congress' in the UK	\$3,000		
Gu, X	Senior Research Associate	China - Shanghai, Hong Kong, Japan - Kobe	Crossroads conference & research work	\$3,000		
Gu, X	Senior Research Associate	China - Shanghai	Research	\$1,687		
Hadley, B	Lecturer	UK - London	Research aligned with book project	\$1,950	\$2,000	Self funded
Hadley, B	Lecturer	Canada - Toronto	Performing publics conference	\$3,000		
Hartley, J	Federation Fellow	USA - LA, UK - London, Finland, Helsinki, Estonia - Tallinn, Singapore	To present at various conferences	\$15,584		

Name	Position	Destination(s)	Reason for Travel	Agency Cost Estimate (\$)	Sponsored Cost Estimate (\$)	External Sponsorship Source
Hartley, J	Federation Fellow	Sinapore, Hong Kong, Austria - Vienna, Thailand - Bangkok	Varous conference attendances	\$14,151		
Hartley, J	Federation Fellow	Turkey - Istanbul, China - Beijing, UK - London	Keynote speaker at various conferences	\$18,554		
Hartley, J	Federation Fellow	UK - Birmingham	Invitation to Creative Economy and Connected Communities Workshop		\$11,252	Creative Economy and Connected Communities conference organisers
Haseman, B	Assistant Dean, Research	PNG - Madang & Port Moresby	Life drama research	\$1,417		
Haseman, B	Assistant Dean, Research	PNG - Port Moresby, Madang	ARC work 'Sexual health promotion in PNG'	\$2,722		
Haseman, B	Assistant Dean, Research	Papua New Guinea - Port Moresby and Goroka	Attendance at Buk2Book2 Conference and Life Drama proposal discussions	\$1,665		
Hawkes, L	Lecturer	UK - Bath	Attending the Environmental change conference	\$2,910		
Hawkes, L	Lecturer	New Zealand - Wellington	Conference Participation	\$1,230		
Hearn, G	Coordinator - Research Intensive Staff	Japan - Tokyo	To present at symposium	\$960	\$2,400	Southern Cross University Japan
Hearn, G	Coordinator - Research Intensive Staff	Singapore - Jakarta	Attending the IAL conference	\$1,498		
Hearn, G	Coordinator - Research Intensive Staff	Brazil - Fortaleza Ceara	Conference Participation	\$1,320	\$5,486	Universidade Estadual do Ceara - UECE
Hewitt, D	Lecturer	Netherlands - Amsterdam	Artist in residency at STEIM	\$2,906		
Hong-Joe, C	Assistant Dean - Teaching & Learning	Hong Kong	Visiting the Chinese University of Hong Kong	\$372	\$2,500	Self funded
Hong-Joe, C	Assistant Dean - Teaching & Learning	Korea - Seoul	Attend the UNESCO 2nd World Arts Education conference		\$3,500	UNESLO
Hong-Joe, C	Assistant Dean - Teaching & Learning	USA - New York	Attendance of the WDA conference	\$2,271		
Hong-Joe, C	Assistant Dean - Teaching & Learning	New Zealand - Auckland	Attending the NZARE conference	\$1,751		
Hunnam, K	Technical Support Officer	Japan - Tokyo, Germany - Berlin	Meet with Sony Developers and attend the world consumer electronics expo	\$1,143	\$5,000	Self funded
Keane, M	ARC Centre Fellow	China - Beijing & Hong Kong, Singapore	Conference attendance & research	\$7,531		

Name	Position	Destination(s)	Reason for Travel	Agency Cost Estimate (\$)	Sponsored Cost Estimate (\$)	External Sponsorship Source
Keane, M	ARC Centre Fellow	China - Beijing, Shanghai	Conference Participation	\$500	\$3,000	Beijing 1st Global World conference organisers
Keane, M	ARC Centre Fellow	China - Shanghai, Beijing	Fieldwork & conference attendance	\$5,750		
Keane, M	ARC Centre Fellow	Brazil - Fortaleza Ceara	Conference Participation		\$5,486	
Klaebe, H	Head of PG coursework	Hong Kong, UK -London, Germany - Frankfurt, Singapore	Conference attendance & research	\$12,220		Universidade Estadual do Ceara - UECE
Knowles, J	Portfolio Director	Netherlands - Amsterdam, UK - Bath	Artist in residency at STEIM & research	\$3,942		
Leclercq, S	Associate Lecturer	France - Toulon	Masterclass at the conservatoire a rayonnement	\$2,625		
Leclercq, S	Associate Lecturer	China - Guangzhou	Guangdong Modern Dance Festival	\$2,083		Shanghai visual arts academy
Lennie, J	Senior Research Associate	New Zealand - Wellington	Attending the AES conference	\$4,363		
Leong, S	Lecturer	Malaysia - Kuala Lumpur	Supervision of field trip to the Xmedia labs conference	\$2,542		
Maher, S	Study Area Coordinator	China - Shanghai	Conference Participation	\$1,850	\$1,000	University of Wellington
Makeham, P	Portfolio Director	New Zealand - Wellington	Examine PhD	\$456	\$900	
Makeham, P	Portfolio Director	Brazil - Sao Paulo	Conference Participation	\$999	\$4,000	
Martin, S	Lecturer	USA - New York	Columbia publishing course	\$10,000		Fecomercio
Mckee, A	Professor	USA - Los Angeles	To present a paper at the '2001 society for cinema and media conference'	\$4,265		
McMahon, K	Lecturer	USA - New York	Supervision of the 2010 Fashion tour	\$5,829		
Mcnamara, A	Associate Professor	UK - Glasgow	To attend the British Associatino of Arts conference	\$4,000		University of Jiaotong
McNamara, A	Associate Professor	Poland - Krakow & Poznan	Conference Participation	\$3,546		
McNamara, A	Discipline Leader	China - Shanghai & Nanjing	Presentation at conferences		\$1,500	
Mcveigh, K	Sessional Academic	Hong Kong	To attend the 2010 Crossroads Conference	\$2,945		
Mcwilliams, E	Adjunct Professor	South Africa - Cape Town	Keynote address at the iNet International Conference	\$3,140		
Montgomery, L	Research Fellow	Singapore	To attend the ICA2010 conference	\$1,652		
Montgomery, A	Research Fellow	UK - London	Present research at Durham University and participate in IACI forum	\$4,610		
Muller, V	Senior Lecturer	France - Aix-en Province	To attend the CCSU conference in France	\$3,000		

Name	Position	Destination(s)	Reason for Travel	Agency Cost Estimate (\$)	Sponsored Cost Estimate (\$)	External Sponsorship Source
Nitins, T	Lead Curriculum Designer	China - Hong Kong	CUHK Visit to China	\$3,969		
Nitins, T	Research Assistant	Germany - Hamburg	Attending the ECREA conference	\$5,023		
Oconnor, J	Professor	China - Shanghai	Conference Participation	\$966	\$1,000	Shanghai visual arts academy
Oconnor, J	Professor	China - Shanghai	Research	\$1,687		
Oconnor, J	Professor	Taiwan - Taipei	Conference Participation		\$1,500	University of Jiaotong
O'Connor, M , J	Professor	Japan - Tokyo	To attend SCU symposium		\$1,498	Sapporo
O'Connor, M	Professor	Korea - Seoul	Invitation to attend Ministry of Culture, Sports and Tourism office for Hub City international workshop as a present as well as form umber		\$2,300	MCST (Ministry of Culture, Sports and Tourism)
O'Connor, M	Professor	China - Shanghai, Hong Kong, Japan - Kobe	Crossroads conference & research work	\$2,004		
Potts, J	Principle Research Fellow	Germany - Berlin	Attending WZB Research Centre to discuss CCI collaborations and organise Novelty Bundling Markets and Creative Innovation workshop	\$2,730		
Potts, J	Principle Research Fellow	UK - Durham	Attend the Cultural Science workshop	\$4,100		
Romano, A	Senior Lecturer	USA - Dayton	Attendance at the Media and Democracy workshop		\$2,360	Kettering Foundation
Ryan, M	Senior Research Assistant	USA- Los Angeles	To attend SCMS Conference	\$400	\$1,400	Self funded
Satchell, C	Senior Research Fellow	USA - Atlanta	To attend the OZCHI10 conference	\$3,040		
Seeburger, J	Research Assistant	Japan - Tokyo	Conference Participation	\$3,640		
Singh, G	International and Development Manager	USA - Kansas	To attend the NAFSA conference	\$8,077		
Singh, G	International and Development Manager	Taipei - Taiwan	Participate in Yodex 2010	\$10,931		
Singh, G	International and Development Manager	Malaysia - Kuala Lumpur	Recruitment events	\$2,507		
Singh, G	International and Development Manager	Singapore	Study in Australia' conference	\$2,640		
Sorrensen, A	Research Fellow	USA - New York	Attending the International Computer Music Conference	\$3,665		
Stevens, K	Lecturer	USA - New York	Attendance of the WDA conference	\$500	\$2,200	Self funded
Stock, C	Associate Professor	USA - New York	Attendance of the WDA conference	\$5,038		
Street, S	Executive Dean	China - Hong Kong, Shanghai	Attending QLD - China Education and training Awards, Chinese Uni of Hong Kong, etc	\$1,103	\$2,000	University of Hong Kong
Street, S	Dean of Creative Industries	China - Hong Kong & Shanghai	Meetings with Chinese university staff	\$9,117	\$2,068	University of Beijing

Name	Position	Destination(s)	Reason for Travel	Agency Cost Estimate (\$)	Sponsored Cost Estimate (\$)	External Sponsorship Source
Tacchi, J , A	Principle research fellow	Mexico - Merida	Attending and presenting at the Society for applied anthropology	\$3,477		
Tacchi, J , A	Research Fellow	UK - London, Denmark - Copenhagen, Singapore	Conference attendance & research	\$2,599		
Tacchi, J	Principle Research Fellow	UK - London, USA - New York	Conference Participation	\$3,921		
Vaughan, S	Portfolio Director	China - Hong Kong	CUHK Visit to China	\$3,969		
Vaughan, S	Portfolio Director	India - Dehli	2010 IFFTI conference	\$2,582		
Yeates, H	Lecturer	Hong Kong	To attend the Crossroads conference	\$2,945		
EDUCATION						
Adie, L	Lecturer	Malaysia	Presenting at the TARC International Conference 2010 in Kuala Lumpur, 15 Oct 10	\$2,247		
Albert, L	Senior Research Assistant	Samoa	Samoa Schoolnet project and ESP-II project research studies scoping mission, Apia, 2 Feb 2010.	\$3,254		
Bahr, N	Assistant Dean, Teaching & Learning	USA	Attending the AERA 2010 Annual Meeting in Denver, 24 Apr 10.	\$1,610	\$3,732	University of Queensland
Berthelsen, D	Professor	USA	Presenting at the Head's Start 10th National Research Conference in Washington DC, 19 Jun 10.	\$6,112		
Berthelsen, D	Professor	Sweden, Switzerland	OMEF - Early Childhood conference - Gotherburg (3 presentations); European Association of Learning and Instruction - Luceme (2 presentations)	\$7,555		
Beutel, D	Lecturer	Hong Kong	Presenting a paper at the 17th International Conference on Learning at the Hong Kong Institute of Education, Hong Kong, 3 - 11 July 2010.	\$3,159		
Beutel, D	Lecturer	Malaysia	To attend the TARC International Conference 2010	\$2,996		
Beutel, D	Senior Lecturer	Hong Kong	To attend the 2nd East Asian International Conference on Teacher Education Research	\$4,221		
Bradfield, K	Lecturer	Hong Kong	Presenting a paper at the 17th International Conference on Learning at the Hong Kong Institute of Education, Hong Kong, 2 - 10 July 2010.	\$4,752		
Bradfield, K	Lecturer	USA	Supervision of Caboolture students completing overseas practicum with Minnesota State university Mankato	\$7,415		

Name	Position	Destination(s)	Reason for Travel	Agency Cost Estimate (\$)	Sponsored Cost Estimate (\$)	External Sponsorship Source
Broughton, B	Lecturer	UK	To attend the conference of the European Early Childhood Education Research Association, Birmingham, UK. Paper: Being there: Hearing their voices (Processes and strategies for the evaluation of an early childhood playscheme for vulnerable and marginalised children and family)	\$3,374		
Brownlee, J	Associate Professor	Papua New Guinea	Training PNG Early Childhood student teachers, Port Moresby, 25 Mar 2010.	\$1,774		
Brownlee, J	Associate Professor	Chile	Visiting scholar at Pontificia Universidad Catolica de Chile, Santiago, 17 Sep 10.	\$1,500	\$6,357	Pontificia universidad Catolica De Chile
Campbell, M	Associate Professor	Belgium & Turkey	Keynote speaker at World Conference of Guidance, Psychology & Counselling, Antalya; Attending COST meeting and conference in Antwerp, 18 Apr 10.		\$20,000	C.O.S.T
Campbell, M	Associate Professor	USA	To attend the Cyberbully Scholars Meeting		\$3,736	National Science Foundation, USA
Campbell, M	Associate Professor	Italy	To attend the International conference (The always-on-generation: risk and benefits of new technologies)		\$5,382	University of Florence
Carrington, S	Head of School	UK	Leading a Symposium team at the British Educational Research Association, Birmingham, 27 Aug - 8 Sep 2010.	\$8,789		
Chalmers, C	Lecturer	China	Attending the QUT-LEGO Partnership - Teacher PD in Technology & Research Study and visits to universities, Shanghai, Beijing & Nanjing, 30 Jun 10.	\$4,955		
Chandra, V	Senior Lecturer	Taiwan	Presenting at the 6th International Conference on Science, Mathematics & Technology Education in Hualien, Taiwan, 18 Jan 2010.	\$2,300		
Chandra, V	Senior Lecturer	China	Conducting and participating in seminars in the 'Nurturing Innovation Through Technology Education Project', Shanghai, 25 Apr 10.	\$2,188		
Chandra, V	Senior Lecturer	China	Attending the QUT-LEGO Partnership - Teacher PD in Technology & Research Study and visits to universities, Shanghai, Beijing & Nanjing, 30 Jun 10.	\$4,900		
Choy, S	Senior Lecturer	Papua New Guinea	Design & delivery of Masters Program for Education Planning, Papua New Guinea, 3 Feb 2010.	\$3,955		
Choy, S	Senior Lecturer	Papua New Guinea	To conduct the final workshop for EZ79 Master of Education	\$2,412		
Choy, S	Senior Lecturer	Malaysia	Presenting at the TARC International Conference 2010 in Kuala Lumpur, 15 Oct 10	\$2,708		

Name	Position	Destination(s)	Reason for Travel	Agency Cost Estimate (\$)	Sponsored Cost Estimate (\$)	External Sponsorship Source
Coller, J , D	Academic Coordinator (INT.SHORT)	Taiwan/Korea	Marketing meeting with Prospective clients and partners in Korea and Taiwan	\$4,328		
Coopes, R	Senior Research Assistant	New Zealand	Culture Responsive Research and Pedagogy	\$1,886		
Danby, S	Professor	New Zealand	Examining the coursework for the EdD and presenting as a guest lecturer at the University of Otago in New Zealand, 17 Jan 10.		\$1,613	Otago University
Danby, S	Professor	New Zealand	Building research capacity for early career academic staff at the University of Otago College of Education, Dunedin, 22 Feb 2010.		\$1,566	Otago University
Danby, S	Professor	UK, Sweden, Norway	Presenting at the OMEP World Conference, Goteborg and ECEIS workshop in Stavanger; visiting ARC partners in Manchester, 2 Aug 10.	\$8,050		
Danby, S	Professor	New Zealand	7th Australasian Symposium CA and MCA: 1. Building a case for telephone counselling: the use of contingency oriented requests to change counselling modalities. 2. References to age/stage of life in client-counsellor talk on a children and young people's helpline	\$1,836		
Davis, J	Senior Lecturer	Sweden, Norway	Presenting a paper at the symposium & a visiting scholar in Goteborg, Sweden; Convening a research workshop & a visiting scholar in Stavanger, Norway; PDL Long, 27 Jul 10.	\$10,359		
Dezuanni, M	Lecturer	USA	Presenting at the First Annual Digital Media & Learning Conference in San Diego, USA, 15 Feb 2010.	\$2,000		
Dezuanni, M	Lecturer	Sweden	Presenting at The World Summit on Media for Children and Young People in Karlstad, 12 Jun 10.	\$3,837		
Dezuanni, M	Lecturer	Thailand	By invitation, be a participant in the UNESCO expert group meeting on the "Development of Media and Information Literacy Indicators"		\$2,468	UNESCO Communication and information Sector
Diezmann, C	Assistant Dean, Research	Canada	Visiting the University of Calgary in Canada, 14 Jan 2010.		\$4,922	University of Calgary
Diezmann, C	Assistant Dean, Research	China	Visits to Universities in China - International engagement and accompanying VC on official university visits	\$8,107		
Doherty, C	Post Doctoral Fellow	Singapore	Presenting at the 24th IB Asia Pacific Annual Regional Conference in Singapore, 23 Mar 2010.	\$2,365		
Doherty, C	Post Doctoral Fellow	Turkey	Presenting a paper at the XIV World Congress of Comparative Education Societies, Istanbul, 12 Jun 10.	\$5,152		
Elliott, R	Director	Malaysia	Attending the Malaysian graduation ceremonies, Kuala Lumpur, 26 Mar 2010.	\$6,600		

Name	Position	Destination(s)	Reason for Travel	Agency Cost Estimate (\$)	Sponsored Cost Estimate (\$)	External Sponsorship Source
Elliott, R	Director	Malaysia	To attend the MOEM 1 meetings in KL	\$9,189		
English, L	Professor	Taiwan	Invited as a keynote speaker at the 6th International Conference on Science, Mathematics & Technology Education, Hualien, 18 Jan 10.	\$3,099		
English, L	Professor	Singapore	Invited as keynote speaker at the Mathematical Modelling Outreach and Lee Pong Yee Symposium, Singapore, 1 Jun 10.	\$2,227		
English, L	Professor	USA	Invited plenary speaker at PME-NA and guest speaker at Ohio State University incl ARC research at Indiana University, US, 26 Oct - 7 Nov 10.	\$6,551		
Ewing, B	Senior Lecturer	Norway	To meet with International body for a Norway Research Council grant on indigenous identity and science (grant received 2009)	\$4,804		
Exley, B	Senior Lecturer	Cook Islands	Attending the International Development Oceania Committee annual meeting and Literacy Workshop for Cook Island teachers, Cook Island, 25 Jan 10.		\$2,602	International Development Oceania Committee
Exley, B	Senior Lecturer	UAE, France	Visiting Safa School in Dubai and presenting at the 2nd Paris International Conference on Education, Economy & Society in Paris, 10 Jul 10.	\$7,870		
Farrell, A	Head of School	Hong Kong	Orientation for HK Early Childhood Immersion Program, Hong Kong, 25 Mar 10.	\$2,512		
Farrell, A	Head of School	China, Korea, Japan, UK, Finland, Sweden	Presenting at the PECERA Conference in Shanghai, OMEP Conference in Gothenburg & attending EU Mobility meetings in Seoul, Tokyo, Helsinki & Stavanger, 24 Jul 10.	\$10,522		
Gibson, M	Lecturer	Italy	International Study Tour in Reggio Emilia, Italy, 6 Apr 2010.	\$6,885		
Gibson, M	Lecturer	USA	Presenting a paper at the 18th Reconceptualising Early Childhood Education in Georgia, 9 Oct 10	\$2,628		
Gilmore, L	Senior Lecturer	UK & Italy	Presenting at the IASSID Conference in Rome and SSBP Conference in Pavia & meeting with Unique researchers in London, 14 Oct 10	\$6,208		
Gorringer, S	Coordinator - Teaching & Learning	India	Australian Rural Leadership Program study tour, New Delhi, Agra & Hyderabad, 14 Feb 2010.		\$2,145	Australian Rural Leadership Program
Grieshaber, S	Professor	Italy	International Study Tour in Reggio Emilia, Italy, 8 Apr 2010.	\$6,650		
Grieshaber, S	Professor	China	Presenting at the Pacific Early Childhood Education Association in Hangzhou, 22 Jul 10.	\$2,769		

Name	Position	Destination(s)	Reason for Travel	Agency Cost Estimate (\$)	Sponsored Cost Estimate (\$)	External Sponsorship Source
Grieshaber, S	Professor	Hong Kong	Visit Scholar at Hong Kong Institute of education involving presentations, workshops and mentoring of staff. Will also be working with co-editor of contemporary issues in Early Childhood (and PhD student during this time		\$3,189	Hong Kong Institute of Education
Harvey, J	TESOL Teacher	Malaysia	Attending the MOEM Graduation and IPIK meetings, Kuala Lumpur, 18 May 10.	\$1,455		
Henderson, D	Senior Lecturer	Malyasia	TARC International Conference on Learning and Teaching 2010. Presentation paper: "Fostering cultural awareness in pre-service teacher education: an experiment in Asia literacy capacity building in an Australian university."	\$2,377		
Hepple, E	Lecturer	Malaysia	Course moderation for MOEM 3 in Kuala Lumpur, 28 May 10.	\$3,089		
Hepple, E	Lecturer	Malaysia	Presenting at the TARC International Conference 2010 in Kuala Lumpur, 15 Oct 10	\$1,600		
Hepple, E	Lecturer	Malaysia	Course moderation for MOEM3	\$2,710		
Hickling-Hudson, A	Associate Professor	Singapore	Presenting as keynote speaker at the 24th Annual International Baccalaureate Conference - Asia Pacific in Singapore, 27 Mar 2010.		\$2,446	International Baccalaureate Asia Pacific
Hudson, A	Associate Professor	Papua New Guinea	Conducting research into education policies & practices in health education in PNG, Port Moresby, 3 Feb 2010.	\$2,373		
Hudson, A	Associate Professor	Turkey, Jamaica	Presenting at the XIV WCCES 2010 World Congress in Istanbul & working with colleagues in edited book in Havana, 11 Jun 10.		\$6,942	Self funded
Hudson, A	Associate Professor	UK	Disruption Preconceptions: Education for Social Justice in the Imperial Aftermath		\$4,425	University of East Anglia, UK
Hudson, A	Associate Professor	Finland	To the University of Oulu, Finland, to accept their invitation to give two three-hour seminars to their Higher Degree students in Comparative Education and Global Studies in Education		\$4,225	Oulu University, Finland
Hudson, P	Senior Lecturer	Vietnam	Attending the 8th Asia TEFL Conference, Hanoi, 3 Aug 2010.	\$2,900		
Hughes, H	Lecturer	USA	PDL Long 2010 - Fulbright Scholar in Residence in Denver, 4 Aug 10.		\$6,112	Self funded
Hurwood, M	Manager (International and Engagement Operations)	Papua New Guinea	Meetings regarding PNG MEd course, Port Moresby, 3 Feb 2010.	\$1,235		
Hurwood, M	Manager (International and Engagement Operations)	USA	Business development meetings at Minnesota State Uni to develop an outbound mobility program for Caboolture education students, Minnesota, 22 May 10.	\$2,775		

Name	Position	Destination(s)	Reason for Travel	Agency Cost Estimate (\$)	Sponsored Cost Estimate (\$)	External Sponsorship Source
Hurwood, M	Manager (International and Engagement Operations)	Papua New Guinea	To conduct the final workshop for EZ79 Master of Education	\$2,412		
Irons, C	Senior Lecturer	USA	Attending the National Council of Teachers of Mathematics Annual Conference, San Diego, 17 Apr 2010.		\$12,500	Self funded
Irons, C	Senior Lecturer	USA	Baltimore Regional Conference of the National Council of Teachers of Mathematics (13-15 October); British Columbia Association of Mathematics Teachers Annual conference (21-22 October); and New Orleans Regional Conference of National Council of Teachers of Mathematics (27-29 October). The paper - Mental Strategies that ensure success for number facts and beyond - will be presented at all 3 conferences		\$12,000	Self funded
Irons, R	Senior Lecturer	USA	Attending the National Council of Teachers of Mathematics Annual Conference, San Diego, 17 Apr 2010.		\$12,500	Self funded
Irons, R	Senior Lecturer	USA	Regional Conference of the National Council of Teachers of Mathematics; two presentations - Learning About Numbers: Natural and Complex for Children, Making Addition and Subtraction Concepts Meaningful		\$14,500	Self funded
Kidman, G	Senior Lecturer	Spain, Turkey, Portugal, Germany, France	Presenting at conferences in Spain, Turkey, Portugal, Germany and France, 4 Jul 10.	\$10,985		
Klenowski, V	Professor	Canada & USA	Attending the AERA 2010 Annual Meeting & International Symposium, Ontario; presenting a lecture at Washington University, Seattle, 24 Apr 10.	\$9,102		
Lampert, J	Senior Lecturer	Canada	Long PDL - visiting scholar at the University of Toronto. Also, engaging in recruitment of canadian students for the Development Office	\$2,222		
Lee, K -, T	Head of School	Hong Kong , Taiwan	Presenting at the 6th Intl Conference on Science, Maths & Technology Education in Taipei, and meeting with Lego counterparts, Hong Kong, 16 Jan 2010.	\$5,337		
Lee, K -, T	Head of School	Malaysia	Attending the MOEM graduation ceremonies in Kuala Lumpur, 27 May 10.	\$2,242		
Lee, K -, T	Head of School	China	Attending the QUT-LEGO Partnership - Teacher PD in Technology & Research Study and visits to universities, Shanghai, Beijing & Nanjing, 30 Jun 10.	\$5,570		
Lergessner, D	Lecturer	Indonesia	To gather information on Volcanos in Indonesia		\$4,606	Self funded
Lergessner, D	Lecturer	New Zealand	Visiting glaciers in the south island of New Zealand		\$1,659	Self funded

Name	Position	Destination(s)	Reason for Travel	Agency Cost Estimate (\$)	Sponsored Cost Estimate (\$)	External Sponsorship Source
Lidstone, J	Professor	Papua New Guinea	Delivery of PNG MEd course, Port Moresby, 3 Feb 2010.	\$4,550		
Lidstone, J	Professor	Turkey	Symposium of the International Union Commission on Geographical Information in Istanbul, 3 Jul 10.	\$3,907		
Lidstone, J	Professor	UK	Project Planning - "Baby Boomer life experience" Project; IGU.CGE forward planning	\$5,418		
Luke, A	Professor	USA	Presenting a paper at the AERA & seminar on Native American Educational Research in Arizona, USA, 17 Feb 10.	\$3,700		
Luke, A	Professor	Canada	Public lectures and seminars at SFU & UBC; editorial meetings with Prof Pinar and Prof Vadeboncoeur, Burnaby & Vancouver, 21 Jun 10.	\$3,702		
Mallan, K	Professor	Canada	Girls Culture Symposium at U Winnipeg and Keynote address at U Calgary		\$4,644	University of Winnipeg
McArdle, F	Associate Professor	Italy	Study tour to Reggio Emilia, Italy (PDL Long) , 11 April 2010.	\$4,345		
McArdle, F	Associate Professor	Hong Kong	Visiting Scholar Scheme at HKIED, Hong Kong, 31 May 10.	\$2,760		
McArdle, F	Associate Professor	USA	Presenting at the 2010 Reconceptualising Early Childhood Education Conference in Atlanta, 9 Oct 10	\$4,206		
McArdle, F	Associate Professor	New Zealand	Visiting Scholar		\$1,344	University of Auckland
Mercer, L	Lecturer	UK	Presenting a paper at the BERA Conference, Coventry, 27 Aug 10.	\$6,273		
Moreton-Robinson, A	Professor	Switzerland, USA	Attending the Native American Indigenous Studies Conference, Arizona; Conducting research at the Universite de Geneve in Geneva, 5 May 2010.	\$8,923		
Mukherjee, M	Lecturer	Malaysia	Presenting at the Global Learn Asia Pacific 2010 (AACE) Conference in Penang, 16 May 10.		\$2,691	University of Queensland
Neofa, Z	Research Assistant	Papua New Guinea	Attending the Graduation Event for Bachelor of Early Childhood for Teacher Education, Papua New Guinea , 25 Mar 10.	\$1,367		
Nykvist, S	Senior Lecturer	New Zealand	Attending the LCA 2010 - Opensource Technical Conference, New Zealand, 16 Jan 2010.	\$2,852		
Nykvist, S	Senior Lecturer	Malaysia, Vietnam	Attending the MOEM graduation ceremonies in Kuala Lumpur & meeting for collaboration project in Vietnam, 25 Mar 2010.	\$5,614		
Nykvist, S	Senior Lecturer	Norway	Meeting with International body for a Norwegian Research Council grant on indigenous identity and science (grant received 2009)		\$4,804	Norwegian Research Council Grant

Name	Position	Destination(s)	Reason for Travel	Agency Cost Estimate (\$)	Sponsored Cost Estimate (\$)	External Sponsorship Source
Nykvist, S	Senior Lecturer	Malaysia	To attend the international conference for computers in Education (ICCE). Paper Title: Everyone wants web2.0	\$3,455		
Patton, W	Executive Dean	Malaysia	Attending the Malaysian graduation ceremonies, Kuala Lumpur, 26 Mar 2010.	\$6,600		
Patton, W	Executive Dean	USA	Research meetings for final book in book series & faculty benchmarking meetings, New York, Los Angeles & San Francisco, 19 Jun 10.	\$19,684		
Pillay, H	Professor	Samoa	Drafting to Samoa Schoolnet project - inception mission in Apia, Samoa, 2 Feb 10.		\$4,670	Samoa Schoolnet Project
Pillay, H	Professor	Samoa	Samoa Schoolnet project, Apia, 6 Apr 2010.		\$3,500	Samoa Schoolnet Project
Pillay, H	Professor	Samoa	To work on the Samoa Schoolnet Project - Inception mission		\$4,632	RTI - Project Manager
Pillay, H	Professor	Samoa	To work on Samoa Schoolnet Project - Inception mission		\$4,663	Samoa Schoolnet Project
Prior, C	Administration Officer	New Zealand	Attending the 4th International Indigenous Conference in Auckland, 5 Jun 10.	\$2,301		
Prowse, S	Lecturer	USA	Presenting at the 2010 Reconceptualising Early Childhood Education Conference in Atlanta, 9 Oct 10	\$3,817		
Robinson, A	Project Manager	Switzerland, USA	Attending the Native American Indigenous Studies Conference, Arizona; Conducting research at the Universite de Geneve in Geneva, 5 May 2010.	\$8,874		
Ryan, M	Senior Lecturer	France	Presenting at the 2010 International Conference of Education, Economy & Society, Paris, 19 - 25 Jul 2010.	\$3,741		
Shen, H	Assistant Dean - International & Engagement	China	Business Linkage Development Research with various universities in China, 10 Apr 2010.	\$7,864		
Shen, H	Assistant Dean - International & Engagement	Malaysia	Attending the MOEM Graduations in Kuala Lumpur, 25 May 10.	\$3,305		
Shen, H	Assistant Dean - International & Engagement	China	Invitation as speaker at the Beijing Teachers Training College Forum for HDR Supervisors		\$2,830	Beijing Teachers Training College
Tangen, D	Lecturer	Malaysia	Presenting at the TARC International Conference 2010 in Kuala Lumpur, 15 Oct 10	\$2,332		
Theobald, M	Lecturer	Germany	Presenting at the International Conference of Conversation Analysis 2010 in Mannheim, 2 Jul 2010.	\$4,475		

Name	Position	Destination(s)	Reason for Travel	Agency Cost Estimate (\$)	Sponsored Cost Estimate (\$)	External Sponsorship Source
Villegas, M	Senior Research Associate	USA	Data collection & meetings with leaders of Indigenous Leadership Programs, School Principal Development Program & System Reform Programs in Boston & Seattle, 24 May 10	\$4,030		
Villegas, M	Senior Research Associate	New Zealand	Culturally Responsive Research & Pedagogy; Stronger Smarter Learning Communities; Evaluation the impact of a national, networked leadership initiative on indigenous education in Australia	\$3,200		
Walker, S	Senior Lecturer	France	Presenting a paper at the 2nd International Conference on Education, Economy and Society, Paris, 17 Jul 2010.	\$5,705		
Walsh, K	Senior Research Fellow	USA	Presenting at the 18th ISPCAN International Congress on Child Abuse and Neglect in Honolulu, 22 Sep 10.		\$2,784	ARC
Watters, J	Associate Professor	Malaysia	Attending the MOEM 2 Graduation Ceremony & research and service consultation with University Technology MARA, Kuala Lumpur, 23 Mar 2010.	\$2,792		
Wilson, S -, A	Senior Research Fellow	Singapore	Attending the 2010 Intl Conference on Humanities & 2010 International Conference on Good Governance, Singapore, 25 Feb 2010.	\$2,691		
Wilson, S -, A	Senior Research Fellow	New Zealand	Presenting at The Oceanic Conference in International Studies in Auckland, 29 Jun 10.	\$2,150		
Wilson, S -, A	Senior Research Fellow	Jamaica, USA and Cuba	Political Economy of Development: The role of State, Local and Grassroots organisations; 2010 Annual Northeastern Political Science Association/ Cuba political economic reforms and the implications for CARICOM	\$6,489		
Woodman, K	Senior Lecturer	Argentina, Canada, France, UK, Greece	Special Research leave as agreed by HOS & Exec Dean in Toronto, Buenos Aires, Bordeaux, London, Athens, 1 Jul 10.	\$8,601		
Yeh, A	Lecturer	China	Attending the QUT-LEGO Partnership - Teacher PD in Technology & Research Study and visits to universities, Shanghai, Beijing & Nanjing, 30 Jun 10.	\$4,104		
Zollo, L	Lecturer	Italy	International Study Tour in Reggio Emilia, Italy, 6 Apr 2010.	\$3,074		

FINANCE AND RESOURCE PLANNING

Nil Nil

HEALTH

Adibi , H	Senior Lecturer - SW & HS	France - Paris & UK - London	OECD & LEED Program	\$1,984	\$3,594	OECD
Anderson , D	Associate Professor - Nursing & Midwifery	Brazil - Sao Paulo	Conference	\$2,121		

Name	Position	Destination(s)	Reason for Travel	Agency Cost Estimate (\$)	Sponsored Cost Estimate (\$)	External Sponsorship Source
Anderson , D	Associate Professor - Nursing & Midwifery	USA - Washington DC	Conference	\$3,260		
Armstrong , K	Postdoctoral Research Fellow - Pscychology & Counselling	UK - London	Conference	\$6,271		
Armstrong , K	Senior Research Fellow - CARRS-Q	Cambodia - Siem Reap	Conference & workshop	\$2,756		
Ash , S	Associate Professor - Public Health	Vietnam	QUT-Vietnam Public Health Program	\$3,829		
Ash , S	Associate Professor - Public Health	Switzerland - Lausanne	Conference	\$4,830		
Ash , S	Associate Professor - Public Health	NZ - Dunedin	Dietetics Program		\$1,134	University of Otago
Atchison , D	Professor - Optometry	USA - San Francisco	Wavefront Congress February 2010	\$3,844		
Atchison , D	Professor - Optometry	Sweden - Stockholm	Conference	\$4,785		
Atchison , D	Professor - Optometry	Crete, UK & Ireland	Crete: Summer School; UK & Ireland: meetings	\$900	\$5,269	University of Crete \$4790, National Univ of Ireland \$479
Atchison , D	Professor - Optometry	Germany	Int'l Myopia Conference		\$3,986	Carl Zeiss Vision
Barlow , A	Senior Technician - Human Movement Studies	UK - Cambridge	Conference & workshops		\$4,000	Ubisense
Barnard , A	Senior Lecturer - SONM	Taiwan	Graduation Ceremony & industry visits	\$5,404		
Barnard , A	Senior Lecturer - SONM	Brunei	Conference	\$3,000		
Beattie , E	Director, Research - DCRC, Dep/Director EADTSC QLD - Nurs	Norway - Stavanger	Best Practice in Dementia Care Nursing	\$3,806		
Beattie , E	Director, Research - DCRC, Dep/Director EADTSC QLD	USA - Los Angeles	Gerontological Nursing - Annual Student Research		\$4,198	University of California, LA (UCLA)
Beattie , E	Professor - Nursing & Midwifery	USA - Louisiana & Canada - British Columbia	Conference & presentation	\$4,838	\$1,056	University of British Columbia
Black , A	Research Assistant (Part/time) - OPT	New Zealand - Dunedin	Conference	\$2,457		
Buckley , L	Postdoctoral Research Fellow - Pscychology & Counselling	UK - London & Ireland - Belfast	Safety 2010 World Conf; British Psychological Society- Health Psychology	\$8,732		
Byrne , N	Associate Professor - HMS	Switzerland - Lausanne, Sweden -Stockholm	Conference & research	\$9,599		
Calleja , P	Lecturer - Nursing & Midwifery	Vietnam - Hanoi	PSLP AusAID Clinical Practrice	\$4,022		

Name	Position	Destination(s)	Reason for Travel	Agency Cost Estimate (\$)	Sponsored Cost Estimate (\$)	External Sponsorship Source
Calleja , P	Lecturer - Nursing & Midwifery	Vietnam - Hanoi & HCMC	Vietnam Nurse Education Program	\$4,839		
Carkeet , A	Lecturer - OPT	USA - San Francisco	Moderator at Annual Meeting & industry meetings	\$5,007		
Carroll , J -, A	Lecturer - Public Health	Spain - Madrid	Conference	\$2,500	\$1,198	Self funded
Chang , A	Professor - Nursing and Midwifery	USA - Chicago	Conference		\$7,000	Mater Centre of Nursing Research
Clark , R	Associate Professor - Nursing & Midwifery	USA - Chicago	Conference	\$4,244	\$1,939	University of South Australia
Cliff , C	Director (Project Development) - Faculty Office	Singapore & Malaysia - Kuala Lumpur	Engagement with Singapore Ministry of Health & Malaysian Health Institutions	\$4,502		
Cole , M	Postdoctoral Fellow - HMS	UK - Oxford	Industry Collaboration	\$4,539		
Collins , M	Professor - Optometry	USA - Florida	ARVO and Vistakon 2010	\$2,670		
Collins , M	Professor - Optometry	Germany - Tubingen	Conference	\$5,485		
Collins , M	Professor - Optometry	USA - Florida	Collaborative research meetings	\$1,530	\$12,986	Vistakon
Connolly , J	Research Manager - P & C	USA - Boston, UK - Plymouth	Conference and research	\$7,118		
Cox , L	Lecturer - Nursing & Midwifery	UK - Oxford	Conference	\$4,191		
Coyer , F	Associate Professor - SNM	South Africa - Drakensberg	Conference		\$4,000	Critical Care Congress
Crane , P	Senior Lecturer	Hong Kong	2010 Joint Confer on Soc Work & Soc Development	\$5,205		
Croft, W	Senior Lecturer - SWHS	Europe	Attend 4 international conferences and research	\$12,742		
Cuddihy , T	Senior Lecturer - Human Movement Studies	USA - Wisconsin	Conference	\$1,250	\$3,833	Self funded
Cuddihy , T	Senior Lecturer - Human Movement Studies	Spain - A Coruna & UK - London	Conference & meetings	\$4,711	\$2,940	Self funded
Daly , C	Senior Lecturer - Human Movement Studies	Malaysia - Kuala Lumpur & Seremban	Attend MOEM 2 Programme Graduation & data collection	\$2,420		
Daly , C	Senior Lecturer - Human Movement Studies	Malaysia - Kuala Lumpur	Conference	\$825	\$2,057	Self funded
Daniels, L	Professor - Public Health	Sweden, UK	Conferences & industry visits	\$8,182		
Daniels , R	Director, Academic Programs	Hong Kong	2010 Joint World conference on SW & Social Development	\$2,752		
Davey , J	Professor - CARRS-Q	Thailand - Bangkok	Meetings	\$3,104		

Name	Position	Destination(s)	Reason for Travel	Agency Cost Estimate (\$)	Sponsored Cost Estimate (\$)	External Sponsorship Source
Davey , J	Professor - CARRS-Q	Norway - Oslo	Conference	\$11,132		
Davids , K	Head of School - HMS	NZ - Dunedin	Visiting Researcher	\$3,135		
Davids , K	Head of School - HMS	UK - Sheffield & Manchester, Finland - Jyvaskyla, Portugal - Lisbon, PORTUGAL	Industry meetings & workshop presentation	\$10,060		
Davis , B	Senior Research Officer - Optometry	USA - Florida	ARVO & Vistakon 2010	\$2,060		
Davis , B	Senior Research Officer - Optometry	USA - Florida	Collaborative research meetings	\$1,110	\$12,386	Vistakon
Devenish , S	Lecturer - Public Health	UK - Hertfordshire, Oxford-Brooks & Coventry	Data collection	\$2,000	\$3,399	Australian College of Ambulance Professionals (ACAP)
Dixon , J	Senior Research Fellow - Vietnam Project - Pub Hlth	Vietnam - HCMC & Hue	QUT - Vietnam Public Health Program	\$3,499		
Dunne , M	Director/Vietnam Program - Professor/ Epidemiology - PUB HLTH	Vietnam	QUT - Vietnam Public Health Program	\$3,955		
Dunne , M	Director/Vietnam Program - Professor/ Epidemiology - PUB HLTH	Vietnam - HCMC & Hue	QUT-Vietnam Public Health Program	\$4,220		
Dunne , M	Director/Vietnam Program - Professor/ Epidemiology - PUB HLTH	Thailand - Bangkok, Vietnam - HCMC & Can Tho	QUT - Vietnam Public Health Program & invitation to UNICEF Meeting	\$4,100		
Dunne , M	Director/Vietnam Program - Professor/ Epidemiology - PUB HLTH	USA - Honolulu	Rdsearch Session	\$5,718		
Dunne , M	Director/Vietnam Program - Professor/ Epidemiology - PUB HLTH	Vietnam - Ho Chi Minh City, Hue & Hanoi	QUT - Vietnam Public Health Program	\$6,731		
Dunne , M	Director/Vietnam Program - Professor/ Epidemiology - PUB HLTH	Vietnam - Hue & Hanoi, HCMC	Vietnam Public Health Program	\$5,418		
Edwards , H	Head of School - Nursing	New Zealand - Wellington	Aust Wound Conference & Council of Deans of Nursing	\$5,110		
Edwards , H	Head of School	Saudi Arabia	Exploring nursing education opportunities in the Middle East	\$6,670		
Edwards , H	Professor - Nursing & Midwifery	USA - San Francisco	QUT/UCSF Research Capacity Building	\$7,652		
Edwards , H	Professor - Nursing & Midwifery	UK - Worcester	Conference	\$10,556		

Name	Position	Destination(s)	Reason for Travel	Agency Cost Estimate (\$)	Sponsored Cost Estimate (\$)	External Sponsorship Source
Edwards , H	Head of School - N & M	Vietnam - Hanoi & HCMC	Conferences x 2	\$4,994		
Efron , N	Professor - Optometry	Netherlands, UK, Japan	3 x Conferences		\$19,500	Netherlands Contact Lens Society & Yamaguchi University
Efron , N	Professor - Optometry	The Philippines	7th Asia Cornea and Contact Lens Conference		\$3,000	The Philippines of College of Optometrists Inc
Efron , N	Professor - Optometry	Poland -Warsaw, UK - Manchester, UK	2 x conferences	\$2,327		
Efron , N	Professor - Optometry	Italy - Florence	Conference		\$4,000	Tear, Film & Ocular Surface Society
Efron , N	Professor - Optometry	USA - San Francisco	Annual Meeting - American Academy of Optometry	\$2,549	\$2,500	American Academy of Optometry
Fitzgerald , G	Professor, Public Health	Singapore	Conference	\$4,008		
Fitzgerald , G	Professor - Public Health	Nepal - Kathmandu	Conduct training course	\$4,258		
Foster , J	Lecturer - Nursing & Midwifery	South Africa - Cape Town	Conference	\$5,968		
Fredericks , B	Senior Research Fellow	NZ - Auckland	Indigenous Knowledges Conference	\$950	\$1,641	Monash University
Fredericks , B	Senior Research Fellow	USA -Arizona , Washington	2 x conferences & meetings	\$3,620		
Freeman , J	Post Doctoral Fellow	Thailand - Bangkok	Meeting with Dr Tsuyoshi Kawakami & staff	\$2,634		
Freeman , J	Senior Research Fellow - CARRS-Q	Norway - Oslo	Conference	\$8,058		
Gallegos , D	Senior Lecturer	Vietnam	QUT - Vietnam Public Health Program	\$2,427		
Gallegos , D	Senior Lecturer - Public Health	New Zealand - Auckland	Conference	\$1,497		
Gardner , G	Professor, Clinical Nursing	UK	Royal College of Nursing Conference	\$6,328		
Gibb , M	Nurse Practitioner - Nursing and Midwifery	Wales - Cardiff & Denmark - Copenhagen	Explore wound healing services		\$26,000	Churchill Fellowship Trust
Graves , N	Associate Professor - Public Health	UK - London	Research Collaboration	\$11,672		
Gray , G	Professor - Nursing	Vietnam	Vietnam Nurse Education Program	\$6,026		
Gray , G	Professor - Nursing	Vietnam, Hong Kong	PSLP AusAID Clinical Practice & Vietnam Nurse Education Program	\$10,056		
Gray , G	Program Director - Nursing	Vietnam - HCMC, Hanoi & Dalat	Vietnam Nurse Education Program	\$8,701		

Name	Position	Destination(s)	Reason for Travel	Agency Cost Estimate (\$)	Sponsored Cost Estimate (\$)	External Sponsorship Source
Gray , G	Scholar in Residence	Vietnam	Vietnam Nurse Education Program	\$6,026		
Gray , G	Professor - Nursing and Midwifery	Vietnam - Ho Chi Minh City, Hanoi	Vietnam Nurse Education Program	\$6,984		
Gray , G	Professor - Nursing & Midwifery	Brazil - Sao Paulo	Conference	\$2,388		
Gray , G	Director Vietnam Nursing Program - SONM	Vietnam - Hanoi & HCMC	Vietnam Nursing Education Program	\$4,804		
Hacker , E	Postdoctoral Research Fellow - Public Health	USA - Arizona	Conference		\$3,286	Pan Pacific Skin Cancer Consortium
Hanna , K	Lecturer	Switzerland	Conference	\$1,152	\$3,200	Self funded
Hanna , K	Lecturer	Vietnam	QUT - Vietnam Public Health Program	\$2,294		
Hannan-Jones , M	Lecturer (Fractional) - PUB HLTH	USA - Boston	Conference	\$4,525		
Hansen , J	Senior Lecturer	UK - Surrey,Stratford-upon-Avon	Conferences	\$3,250		
Harvey , T	Lecturer - Nursing	Vietnam - Hanoi	PSLP AusAID Clinical Practice	\$4,071		
Harvey , T	Lecturer - SONM	Canada - Vancouver BC	Conference	\$5,814		
Harvey , T	Lecturer - Nursing & Midwifery	Vietnam - Hanoi & HCMC	Vietnam Nurse Education Program	\$4,839		
Haworth , N	Professor - P&C	USA - Washington DC	Transportation Research Board 89th Annual Meeting	\$8,700		
Haworth , N	Professor	France - Paris, Israel - Jerusalem, Canada - Niagara Falls & Vancouver	Paris - Jury member; Jerusalem - Conference; Niagara Falls - Conference; Vancouver - Meetings	\$11,868		
Haworth , N	Professor - CARRS-Q	Norway - Oslo	Conference	\$7,156		
Hayes , S	Senior Research Fellow - Public Health	USA - Washington,DC	Conference	\$2,014		
Hayes , S	Senior Research Fellow - Public Health	USA, UK	Conferences and collaboration	\$12,904		
Hazelwood , Z	Lecturer - Psychology & Counselling	Israel - Herzliya	Conference	\$6,783		
Hee , L	Lecturer - Nursing	Canada - Vancouver	Conferences x 2	\$6,867		
Heesch , K	Lecturer	Canada - Toronto	Conference		\$4,332	University of Queensland
Hendicott , P	Head of School	India	Conference		\$3,500	Int'l Centre for Eyecare Education
Hendicott , P	Associate Professor - Optometry	South Africa - Durban	Conferences	\$7,241		
Hills , A	Professor - HMS	Austria - Vienna	International Research Collaborations - Austria	\$8,377		
Hills , A	Professor - HMS	Bangladesh - Dhaka	International Research Collaborations - Asia	\$5,936		

Name	Position	Destination(s)	Reason for Travel	Agency Cost Estimate (\$)	Sponsored Cost Estimate (\$)	External Sponsorship Source
Hills , A	Professor, HMS	Switzerland - Lausanne, Sweden - Stockholm	Conference & research collaborations	\$9,604		
Hou, J	Senior Lecturer - Public Health	USA	Visit John Hopkins school of Public Health	\$8,762		
Hou , J	Senior Lecturer - PUB HLTH	China - Shanghai, Jinan, Beijing, Nanjing	Attend QUT VC/DVC China Trip	\$8,121		
Hurst , C	Biostatistician	Vietnam	QUT-Vietnam Public Health Program	\$2,436		
Hurst , C	Senior Lecturer - Public Health	Vietnam - Ho Chi Minh City	QUT-Vietnam Public Health Program	\$4,190		
Hurst , C	Senior Lecturer - Public Health	China - Beijing	Conference	\$2,658		
Hyde , M	Postdoctoral Research Fellow - Pscychology & Counselling	Belfast, UK	Conference	\$5,260		
Janda , M	IHBI - Senior Research Fellow - Pub Hlth	UK - London	Conference	\$4,271		
Kavanagh , D	Professor	USA - Boston	2 x Conferences	\$6,211		
Kavanagh , D	Professor - Psychology & Counselling	Norway - Bergen, Tromso & UK - Plymouth	Conference & meetings	\$5,682		
Kavanagh , D	Professor - P & C	USA - Washington DC	Conference	\$4,992		
Kerr, G	Professor, HMS	UK, Europe	Research related activities - Long PDL	\$46,158		
Kimlin , M	Director/Principal Research Fellow - AusSun - Pub Hlth	Singapore	Conference	\$6,948		
Kimlin , M	Director/Principal Research Fellow - AusSun - Pub Hlth	NZ - Queenstown	National Institute of Water & Atmospheric Research - 2010 UV Workshop	\$1,615		
Kimlin , M	DIRECTOR/Principal Research Fellow - AusSun - Pub Hlth	UK - London & USA - Washington DC	Collaborative Research	\$17,088		
King , M	Lecturer	Indonesia	Indonesia Road Safety Course - Workshop 2	\$6,371		
King , M	Lecturer - CARRS-Q	Malaysia - Kuala Lumpur	iRAP Training Course	\$3,108		
King , N	Associate Professor - Human Movement Studies	UK - Newcastle- Upon Tyne	Conference		\$8,840	Nova International, Coca-Cola & BUPA
King , N	Associate Professor - HMS	Sweden - Stockholm, UK - Bradford, Leeds	Conference & research collaborations	\$4,311		
King , M	Lecturer - CARRS-Q	Malaysia - KL	Conference	\$2,672		

Name	Position	Destination(s)	Reason for Travel	Agency Cost Estimate (\$)	Sponsored Cost Estimate (\$)	External Sponsorship Source
Knox , M	Senior Lecturer - Social Work & Human Services	Ireland - Belfast	Conference	\$5,382		
Knox , M	Visiting Fellow - SWHS	UK - Kent, Italy - Prato & Rome	Workshop & Conferences x 2	\$5,586		
Leal , N	Senior Research Officer	Canada	York Uni visit & Canadian Conference	\$5,059		
Lennon , A	Lecturer - Psychology & Counselling	UK - Birmingham, London	Conference & meeting	\$7,518		
Lewis , P	Lecturer - SONM	Vietnam - Hanoi	Vietnam Nurse Education Program	\$3,079		
Lightfoot , L	Clinical Facilitator - SONM	Vietnam - Hanoi & HCMC	Vietnam Nursing Education Program	\$4,241		
Lightfoot , L	Clinical Facilitator - Nursing & Midwifery	Vietnam - Hanoi & HCMC	Vietnam Nurse Education Program	\$4,560		
Lonne , R	Professor, Social Work	Hong Kong	Conference & meeting	\$4,938		
Lowe , R	Senior Lecturer - Psych and Counselling	Belgium - Bruges	Intensive Training Seminar in Systemic Constellations Therapy	\$2,672		
Lowe , R	Senior Lecturer - P & C	France - Paris & Belgium - Bruges	Conference & workshop	\$3,582	\$4,200	Self funded
Mathur , A	Australian Post Doctoral Fellow	USA - San Francisco	Conference	\$2,976		
McKenzie , K	Senior Research Fellow - Public Health	UK - Swansea & London	Meeting & conference	\$7,533		
Meiklejohn , B	Lecturer - Indigenous Health	USA - Arizona & Washington	NAISA 2010 Conference & Knowing Your Roots Conference	\$7,042		
Meuter , R	Senior Lecturer - Psychology & Counselling	Singapore, Hungary, UK, Canada	Long PDL - conferences & industry visits	\$13,284		
Mihrshahi , S	Research Assistant - Public Health	Sweden - Stockholm	Conference	\$6,264		
Murray , C	Marketing and Events Officer - CARRSQ	Malaysia - Kuala Lumpur	CASE Asia-Pacific Advancement Conference	\$2,851		
Murray , C	Marketing and Events Officer - CARRSQ	Norway - Oslo	Int'l Council on Alcohol, Drugs & Traffic Safety Triennial Conference	\$6,882		
Muthalib , M	Postdoctoral Fellow - Human Movement Studies	Italy - Milan, L'Aquila & France - Montpellier	Training in fNIRT & presentation	\$3,500	\$1,545	Self funded
Nalder , J	Project Administration Officer - Vietnam Project - Pub Hlth	Vietnam - HCMC & Hue	QUT-Vietnam Public Health Program	\$2,691		
Nalder , J	Project Administration Officer - Vietnam Project - PUB HLTH	Vietnam - Hanoi	Vietnam Public Health Program	\$2,812		

Name	Position	Destination(s)	Reason for Travel	Agency Cost Estimate (\$)	Sponsored Cost Estimate (\$)	External Sponsorship Source
Nash , R	Assistant Dean, Teaching & Learning	Saudi Arabia - Abu Dhabi, Riyadh & Jeddah	Exploring nursing education opportunities in the Middle East	\$6,150		
Nash , R	Assistant Dean (Teaching & Learning) - FOH	USA - San Francisco	Conference	\$4,042		
Nicol , J	Lecturer - PUB HLTH	Italy - Milan	Conference	\$4,215	\$920	Self funded
Osborne , Y	Lecturer - Nursing	Vietnam	Vietnam Nurse Education Program	\$5,611		
Osborne , Y	Lecturer - Nursing	Vietnam	Vietnam Nurse Education Capacity Bldg Program	\$7,766		
Osborne , Y	Lecturer	Vietnam	Vietnam Nurse Education Program	\$5,611		
Osborne , Y	Lecturer - SONM	Vietnam - Hanoi & HCMC	Vietnam Nurse Education Program	\$8,640		
Parker , T	Emeritus Professor	Vietnam	Strategic meetings for consideration of new regional initiatives in Sports & Exercise Medicine	\$1,353		
Parker , T	Research Leader - IHBI	Hong Kong & China - Guangzhou	Invited conference attendee & meetings		\$4,144	Chinese University of Hong Kong and Chinese Sports Science Society
Parker , E	Director of Academic Programs - PUB HLTH	Indonesia - Bali	Conference	\$3,624	\$2,177	Self funded
Pritchard , N	Research Associate - Optometry	Sweden - Stockholm	Conference	\$5,434		
Proctor , D	Postdoctoral Research Fellow - Pscychology & Counselling	UK - Manchester	Conference & workshops	\$3,914		
Rakotonirainy , A	Associate Professor - CARRS-Q	France - Paris, Italy - Belgirate	Research collaboration & attent advisory board project	\$4,438		
Rakotonirainy , A	Associate Professor - CARRS-Q	USA - Denver, Colorado	Conference	\$4,415		
Rakotonirainy , A	Associate Professor - CARRS-Q	Japan - Tokyo	Conference	\$3,922		
Read , S	Postdoctoral Research Fellow - Optometry	Germany - Tubingen	Conference	\$5,325		
Renshaw , I	Senior Lecturer - HMS	NZ - Auckland	Conference		\$600	Greater Auckland Coaching Unit
Robinson , C	Lecturer - SONM	Canada - Vancouver BC	Conference	\$1,844	\$4,647	Self funded
Sacre , S	Senior Research Fellow - Faculty of Health	Hong Kong	17th I'national Conference on Learning	\$3,814		
Sacre , S	Senior Research Fellow (T&L) - Faculty Office	New Zealand - Christchurch	Conference	\$3,050		

Name	Position	Destination(s)	Reason for Travel	Agency Cost Estimate (\$)	Sponsored Cost Estimate (\$)	External Sponsorship Source
Sampson , G	Postdoctoral Research Associate - Optometry	Sweden - Stockholm	Conference	\$4,005		
Scott , D	Research Fellow - Public Health	USA - Honolulu	Conference	\$4,654		
Sendall , M	Lecturer - Pub Hlth	Switzerland - Geneva	Conference	\$3,892		
Shakespeare- Finch , J	Senior Lecturer - Psychology & Counselling	Zambia, South Africa	Conference & academic visit	\$5,000		Self Funded (Part)
Shakespeare- Finch , J	Senior Lecturer - Psychology & Counselling	USA - San Diego	Conference	\$3,259		
Sheehan , M	Emeritus Professor - P&C	USA - Washington DC	Transportation Research Board 89th Annual Meeting	\$8,749		
Shochet , I	Professor - Psychology & Counselling	Zambia - Lusaka	Conference & meetings	\$5,583		
Shochet , I	Head of School - P & C	South Africa - Johannesberg	Attend workshops	\$330	\$2,591	MRC-UNISA Safety & Peace Promotion Research Unit
Shochet , I	Head of School - P & C	USA - Washington DC	Conference	\$4,382		
Shultz , S	Post Doctoral Fellow	USA, UK, Sweden	Meetings & 2 conferences	\$1,497		
Smith , S	Senior Research Fellow - CARRS-Q	New Zealand - Christchurch	Australasian Sleep Association Scientific meeting	\$2,851		
Staton , S	Senior Research Assistant - Psychology & Counselling	Zambia - Lusaka	Int'l Society for Study of Behavioural Development (ISSBD)	\$5,756		
Straker , B	Senior Research Assistant - Optometry	USA - Florida	Collaborative research meetings	\$930	\$12,336	Vistakon
Strodl, E	Clinic Coordinator - Psychology & Counselling	Brisbane	Write and submit journals			Self Funded
Tenkate , T	Senior Lecturer; PG Coord; S A C	Vietnam	QUT - Vietnam Public Health Program	\$2,427		
Thorberg , F	Postdoctoral Research Fellow - Pscyhology & Counselling	USA - San Diego & Los Angeles	Conference	\$5,000		
Thorpe , K	Professor - Psychology & Counselling	Zambia	Int'l Society for Study of Behavioural Development	\$5,943		
Thunstrom , H	Research Officer - CARRS-Q	Norway - Oslo	Conference	\$4,672		
Tong , S	Professor - Public Health	China - Beijing	Health & Climate Change Workshop	\$4,865		

Name	Position	Destination(s)	Reason for Travel	Agency Cost Estimate (\$)	Sponsored Cost Estimate (\$)	External Sponsorship Source
Tong , S	Professor/NHMRC Senior Research Fellow	China	University visits	\$6,202		
Tong , S	Professor - Public Health	South Korea - Seoul	Conference	\$4,989		
Tong , S	Professor - Public Health	China - Hefei & Shanghai	Visit academic institutions	\$4,110		
Turrell , G	Associate Professor - Public Health	Vietnam	QUT - Vietnam Public Health Program	\$3,294		
Walker , S	Director - NCHIRT - Public Health	Solomon Islands	Medical Terminology & ICD-10 for Ministry of Health	\$5,228		
Walker , S	Director - NCHIRT - Public Health	Germany - Cologne	WHO Family of International Classifications meetings	\$5,882		
Walker , S	Director - NCHIRT - Public Health	Bangkok	Prince Mahidol Award Conference	\$2,966		
Walker , S	Director - NCHIRT - Public Health	Samoa - Apia	Training Ministry of Health staff	\$1,352		
Walker , S	Director - NCHIRT - Public Health	Canada - Toronto	Meeting	\$3,367		
Walker , S	Director - NCHIRT	Fiji - Suva	Assessment of WHO Death Certification Training Module	\$3,000	\$3,000	University of Queensland
Watson , B	Director - CARRSQ	USA - Washington DC	Transportation Research Board 89th Annual Meeting	\$8,166		
Watson , B	Centre Director	UK - London	Brake's International Speed Conference 2010	\$2,638		
Watson , B	Centre Director	Indonesia - Bogor & Jakarta	Indonesia Road Safety Course - Workshop 2	\$6,449		
Watson , B	Professor - CARRS-Q	Norway - Oslo	Conference	\$8,088		
Wharton , L	Lecturer - HMS	France, Spain, Wales	Conference	\$8,083		
Wilson , D , (Andrew)	Professor - Faculty of Health	USA - Boston & Canada - Ottawa	Guest speaker - AMA Conference	\$1,482	\$3,545	Australian Medical Association QLD (AMAQ)
Windsor, C	Senior Lecturer - Nursing & Midwifery	China & Spain	Long PDL - conferences & industry visits	\$5,804		
Wood, R	Postdoctoral Research Fellow - Optometry	Sweden - Stockholm	Conference	\$5,000		
Wood , J	Professor - Optometry	USA - Washington DC & Clemson SC	Transport Research Board 2010	\$5,953		
Wood , M	Lecturer - Public Health	Nauru	Stage 2 Partnership Initiative - Nauru Ministry of Health		\$6,906	University of Queensland
Wood , M	Lecturer - Public Health	Nauru	Stage 2 Health Information Systems Policy Partnership		\$6,906	University of Queensland

Name	Position	Destination(s)	Reason for Travel	Agency Cost Estimate (\$)	Sponsored Cost Estimate (\$)	External Sponsorship Source
Wood , J	Professor - OPT	USA - Alabama & California	Conference	\$2,744	\$850	University of Alabama
Wood , M	Lecturer - PUB HLTH	Italy - Milan	Conference	\$2,500		
Wu , J	Lecturer - Nursing & Midwifery	Taiwan - Hualien	Conference		\$3,000	TzuChi College of Technology
Wurfl , A	Program Coordinator - Psychology & Counselling	Zambia - Lusaka	Conference & meetings	\$5,015		
Yates , P	Professor - Nursing	USA - Georgia	16th I'national Confer on Cancer Nursing	\$5,918		
Yates , P	Director, Research	USA - California	Oncology Nursing Society 35th Annual Congress	\$4,027		
Yates , P	Professor - Nursing & Midwifery	Canada - Edmonton & USA - San Francisco	Conference & meetings	\$7,554		
Yates , P	Professor - Nursing & Midwifery	China - Shenzhen	Conference	\$4,274		
Yates , P	Director of Research - SONM	Taiwan	Attend graduation ceremony & undertake recruitment	\$5,406		
Ye , X	Research Assistant - Public Health	South Korea - Seoul & China - Beijing	Conference & Data Collection	\$3,688		
Zheng , H	Research Officer - Public Health	UK - Leicester & London	Meetings & training course	\$9,129		
INSTITUTE FOR SUSTAINABLE RESOURCES						
Buys, L	Professor	New Zealand	PhD meeting	\$199	\$1,547	University of Auckland
Buys, L	Professor	Italy, Turkey	Research & 2 conferences	\$12,536		
Cammarano, D	Research Associate	USA	Conference Participation	\$2,562		
Conant, R	Smart Futures Fellow	Italy	Conference Participation		\$4,035	Food & Agricultural Organisation
Conant, R	Smart Futures Fellow	Kenya	Conference Participation		\$5,631	International Livestock Research Institute
Gane, M	Project Manager	Japan	Invitation as Youth Exchange		\$6,000	JENESYS Program
Gane, M	Project Manager	USA	Conference/meetings	\$7,241		
Grace, P	Director	New Zealand	Consultancy NZ govt		\$1,110	Foundation for Research Science & Technology
Grace, P	Director	New Zealand	Research meetings	\$1,993		
Grace, P	Director	USA	Conference Participation	\$5,636		
Grace, P	Director	USA	Research meetings	\$7,738		
Henry, B	Associate Professor	USA	Conference Participation	\$900	\$2,943	Self funded

Name	Position	Destination(s)	Reason for Travel	Agency Cost Estimate (\$)	Sponsored Cost Estimate (\$)	External Sponsorship Source
Larsen, E	Research Associate	USA	Conference Participation	\$3,976		
Miller, E	Senior Lecturer	Italy, Turkey	Research & 2 conferences	\$12,876		
Reeves, J	General Manager	Canada - Vancouver	Conference & meetigns	\$8,196		
Scheer, C	Research Associate	USA	Conference Participation	\$2,516		
INSTITUTE OF HEALTH AND BIOMEDICAL INNOVATION						
Aaskov, J	Associate Professor	Tahiti	Research		\$3,000	Institute Louise Malarde, French Polynesia
Aaskov, J	Associate Professor	Vietnam	Research		\$8,000	Dept of Defence
Aaskov, J	Associate Professor	Papua New Guines - Port Moresby	Review of Japanese encephalitis threat in PNG		\$2,000	Exxon Mobil
Aaskov, J	Associate Professor	USA - Atlanta	Attend the American society of tropical medicine and hygiene		\$8,000	Australian Army Malaria Institute
Adam, C	Associate Professor	USA - Pheonix & Philidelphia	Conference Participation	\$5,833		
Adam, C	Associate Professor	Spain	Presenting Paper at Conference and visit German research groups	\$5,035		
Adam, C	Associate Professor	USA - Boston	2010 MBL Course, Optical Microscopy	\$7,425		
Adam, C	Associate Professor	New Zealand- Christchurch	Presenting at 2010 Spine Society Conference	\$1,743		
Battistutta, D	Associate Professor	Slovenia - Ljubljana	8th Int'l Conf on Teaching Statistics	\$3,617		
Beagley, K	Professor	New Zealand - Wellington	CRC planning meeting	\$769		
Cheung, H , C	Laboratory Assistant	Finland - Helsinki	International Aerosol Conference 2010	\$4,692		
Clements, J	Professor	USA, Germany	Conference Participation	\$9,170		
Collet, A	Dr	India	Project meeting- Aus-India strategic research fund grant	\$3,119		
Croll, T	Research Fellow	USA - Davidson	Gordon Research Centre	\$3,396		
Goss, B	Senior Research Fellow	Canada - Toronto	Global Blueprint Conference	\$3,438		
Goss, B	Senior Research Fellow	New Zealand - Christchurch	Spine Society Conference 2010	\$1,568		
Goss, B	Senior Research Fellow	Japan	Attending Meeting	\$486	\$2,300	AO Spine
Gupta, R	Research Fellow	India	Project meeting- Aus-India strategic research fund grant	\$3,119		
Hooper, J	Senior Research Fellow	USA - Los Angeles	Conference Participation	\$3,632		
Izatt, M	Senior Research Assistant	Canada - Montreal	IRSSD 2010 Meeting	\$9,142		
Jayarathne, R	Research Associate	Finland - Helsinki	Int'l Aerosol Conference " Particle number emmissions from diesel and CNG buses during acceleration"	\$5,318		
Kerr, E	Institute Manager	South Africa - Cape Town	Conference Participation	\$4,235		

Name	Position	Destination(s)	Reason for Travel	Agency Cost Estimate (\$)	Sponsored Cost Estimate (\$)	External Sponsorship Source
Khawaja, N	Senior Lecturer	Turkey	World conference on Psychology, Counselling & Guidance	\$4,471		
Klein, T	Post Doctoral Fellow	New Zealand-Christchurch	Visit to Uni of OTAGO	\$330	\$230	Self funded
Knox, C	Senior Lecturer	Italy	Conference Participation			Self funded
Ling, P	Group Leader	Beijing	5th CUA conference	\$2,000		
Mccarthy, A	Senior Lecturer	USA - Georgia	Conference Participation	\$2,644		
Morawska, L	Professor	Finland - Helsinki & Hong Kong	2010 International Aerosol Conference and visit to Hong Kong Polytechnic Uni	\$4,980		
Nelson, C	Professor	Canada	Collaborator meetings	\$7,122		
Nelson, C	Professor	Canada, USA	Conference Participation	\$2,440		
Nelson, C	Professor	Canada, USA	Conference Participation	\$9,995		
Nelson, C	Professor	USA, Canada	Prostate Cancer Foundation Scientific Retreat and the PCC Scientific and Medical Advisory Committee (SMAC)	\$8,392		
Parker, A	Professor	UK	British Society for Proteoma Research	\$4,556		
Polkinghorne, A	Lecturer	Zurich, Switzerland	Short term scientific mission	\$2,475		
Pollock, P	Senior Research Fellow	USA - California	Conference Participation	\$3,781		
Pollock, P	Senior Research Fellow	USA	Pack up lab; conference	\$6,773		
Prasadam, I	Postdoctoral Research Fellow	Belgium	2010 World Congress on Osteoarthritis	\$6,051		
Ristovski, Z	Associate Professor	Finland - Helsinki	Int'l Aerosol Conference " Volatile and hygroscopic Properties of nucleation mode aerosols from various marine environment	\$5,527		
Sampson, G	Research Associate	Spain, UK	visit to collaborator facility & conference presentation	\$6,397		
Schmutz, B	Senior Research Fellow	Switzerland	Ao Courses Davos - Switzerland 2010	\$733	\$3,661	AO Foundation
Schuetz, M	Professor	Germany & Switzerland	ERB Conference	\$983		
Schuetz, M	Chair of Trauma	Germany - Berlin	DKOU - German Congress for Orthopaedics and Trauma Surgery	\$863	\$1,973	Self funded
Shi, W	Research Assistant	Spain, Germany	IADR conference	\$8,425		
Shooter, G	Senior Research Fellow	India	Project meeting- Aus-India strategic research fund grant	\$3,270		
Steck, R	Senior Research Fellow	Switzerland & Germany	Conference Participation	\$3,226		
Steck, R	Senior Research Fellow	Singapore, UK & Switzerland	Work on collaborative project	\$2,537		
Timms, P	Professor	UK	Conference Participation	\$5,544		
Timms, P	Professor	USA - Baltimore	NIH Chlamydia Program Review	\$8,827		

Name	Position	Destination(s)	Reason for Travel	Agency Cost Estimate (\$)	Sponsored Cost Estimate (\$)	External Sponsorship Source
Upton, Z	Professor	USA, UK	Meeting, Clinical trial Review		\$8,300	Tissue Therapies
Upton, Z	Professor	Switzerland, USA & UK	Invited speaker at conf in these countries	\$4,378		
Vagenas, D	Biostatistician	Phphos Cyprus; Greece - Karditsa and Heraklion	CELSE 2010 Conference	\$5,424		
Wood, R	Postdoctoral Fellow	Sweden - Stockholm	11th Int'l Congress on Obesity	\$5,000		
Woodruff, M	Research Fellow	UK	TCES Conference	\$5,388		
Wu, J	Research Fellow	USA - Washington,DC	11th Int'l Congress of Behavioural Medicine - Translational Behavioural Research : A Global Challenge	\$5,372		
Xiao, Y	Associate Professor	China	2010 milestone for the Australia and China science linkage project	\$4,786		
Xiao, Y	Associate Professor	Spain - Barcelona	IADR conference	13,975		
Xiao, Y	Associate Professor	China - Wuhan, Shanghi & Chendu	RMSC World Congress	\$5,105		
Young, R	Executive Director	USA - Chicago	2010 Bio Conference	\$20,000		
Young, R	Executive Director	Vietnam - Hanoi	Collaboration Work in Vietnam	\$8,000		
Zhang, Y	Postdoctoral Research Fellow	China	Returning to China as per Contract	\$2,860		

INTERNATIONAL AND DEVELOPMENT

Barnes, G	Regional Manager (North Asia/Pacific, Australasia)	China, Korea, Japan	IDP China, Korea & Agent visits	\$14,788		
Barnes, G	International Promotions Coordinator (North Asia)	South Korea	To participate in Austrade SIA Korea & agent visits	\$9,512		
Barnes, G	International Promotions Coordinator (North Asia)	Korea, Japan	To participate in IDP Korea & agent visits in Japan	\$12,711		
Brown, D	Int'l Promotions Officer (Europe/ Americas)	Chile, Colombia, Peru, Brazil, Mexico	To participate in the BMI Chile Exhibition & Austrade Chile, Peru, Brazil, Colombia, and Mexico	\$28,442		
Chang, N	Marketing & Projects Officer	Macau, Hong Kong, Vietnam	City Smart, Bus Dev and IDP & school/ agent visits	\$6,365		
Chang, N	Marketing & Projects Officer	China	Agent exhibitions, agent visits, Beijing Dance Academy and Jinling Institute of Technology visits	\$9,146		
Chang, N	Marketing & Projects Officer	Hong Kong	Recruitment activities after HKCEE results	\$4,011		
Chang, N	Marketing & Projects Officer	Taiwan	Participate in Austrade exhib. and agents visits	\$4,055		

Name	Position	Destination(s)	Reason for Travel	Agency Cost Estimate (\$)	Sponsored Cost Estimate (\$)	External Sponsorship Source
Chang, N	Marketing & Projects Officer	China	Recruitment & engagement activities	\$7,488		
Chen, L	Teacher	China - Beijing	Training program for CI		\$1,400	Confucius Institute - Hanban project
Chung, S	Regional Manager (Nth Asia/Australasia)	Korea & China	EIC Education Fair & agent visits	\$6,546		
Edmondson, G	Director, Int'l & Student Mobility	Taiwan	Relationship building exercise & agent visits	\$4,180		
Edmondson, G	Director, Int'l & Student Mobility	Taiwan	Relationship building & agent visits	\$4,192		
Edmondson, G	Director, Int'l & Student Mobility	Japan & Taiwan	To participate in Deputy Mayoral Business Mission (Japan) & QUT Graduation Ceremony and business development visits with new partners (Taiwan)	\$8,213		
Edmondson, G	Director, Int'l & Student Mobility	Taiwan	Partner visits	\$3,626		
Elliott, R	Director - Confucius Institute	Papua New Guinea	Meetings re Med course in PNG	\$1,822		
Elliott, R	Director - Confucius Institute	China, Malaysia	MOEM 1&3 graduations in Kuala Lumpur and meetings in Beijing	\$10,358		
Elliott, R	Director - Confucius Institute	New Zealand - Auckland	Oceana Conference	\$1,604		
Elliott, R	Director - Confucius Institute	China - Beijing	Business Development - MOU signing & key stakeholder meetings		\$7,513	Confucius Institute - Hanban project
Elliott, R	Director - Confucius Institute	China - Beijing	Confucius Institue conference		\$12,957	Confucius Institute - Hanban project
Farley, D	International Study Abroad Officer	Germany	Participate in IIAPS and IEC Germany	\$14,695		
Garske, S	Director - Alumni & Development	Malaysia	Attend CASE Asia Pacific Conference	\$4,064		
Illman, C	Int'l Promotions Officer (North Asia/ Aus)	Hong Kong	To participate in Neway Expo & Agent visits	\$4,431		
Kelly, E	International Marketing Officer	Thailand	Bangkok IDP Exhibition & Agent visits	\$3,340		
Kelly, E	International Marketing Officer	Korea	Seoul and Busan IDP Exhibitions & agent and institution visits	\$5,471		
Kelly, E	International Marketing Officer	Indonesia	To participate in the Jakata, Malang and Bandung IDP and AusEd Exhibitions & agent visits	\$4,727		
Kelly, E	International Marketing Officer	Indonesia	Alfalink Exhibitions - to promote QUTIC and recruit Indonesian students	\$5,713		
Kelly, E	International Marketing Officer	Korea	SIA Austrade Exhib. Agent visits.	\$4,489		
Kelly, R	Executive Director	Indonesia	Attend signing of the MoU between ATN and DIKTI	\$2,796		

Name	Position	Destination(s)	Reason for Travel	Agency Cost Estimate (\$)	Sponsored Cost Estimate (\$)	External Sponsorship Source
Kelly, R	Executive Director	Hong Kong, UK, Germany, France, Italy & Sweden	EAIE Conference, host QUT Alumni function in London, and support BEE lead research delegation to Italy, Germany and Sweden	\$23,026		
Laurenceson, A	Int'l Promotions Co-ordinator (S/ SEAsia, Pacific, M/ East)	Indonesia, Sri Lanka	Partipation in HOPE exhn in Indonesia & IDP Sri Lanka	\$11,954		
Laurenceson, A	Acting Regional Manager(S/SE Asia/ Pacific/Middle East	Malaysia	Participate in AusEd and IDP Exhibition Malaysia	\$8,963		
Laurenceson, A	Int'l Promotions Co-ordinator (S/ SEAsia, Pacific, M/ East)	Indonesia	ADS Indonesia & agent visits	\$3,750		
Laurenceson, A	Int'l Promotions Co-ordinator (S/ SEAsia, Pacific, M/ East)	Kuwait, Bahrain, UAE, Oman, Saudi & Libya	IDP Gulf Roadshow Middle East & agent visits	\$25,058		
Laurenceson, A	Int'l Promotions Co-ordinator (S/ SEAsia, Pacific, M/ East)	Thailand	To participate in OCSC Thailand & Agent visits	\$6,506		
Laurenceson, A	Int'l Promotions Co-ordinator (S/ SEAsia, Pacific, M/ East)	Malaysia	AUG, IEC Malaysia & agent visits	\$10,491		
Leggatt, J	Business System Manager	UAE, Saudi Arabia, Libya, Turkey, Syria	Higher degree research collaboration	\$12,017		
Leiseman, S	Director - Studies, UEP	Taiwan	Agent and school visits IDP open days	\$4,640		
Li, X	Deputy Director	China - Beijing	Confucius Institue conference		\$2,198	Confucius Institute - Hanban project
Lock, A	Administration Officer	Singapore, Thailand	HDR agreements	\$4,483		
Mannion, J	Alumni Relations Manager	Malaysia, Singapore	Attend CASE Asia Pacific Conference & Alumni Chapter reception & Graduations	\$4,606		
Mannion, J	Alumni Relations Manager	Hong Kong & Taiwan	Hong Kong/Taiwan Graduation ceremony and QUT Alumni Reception	\$4,282		
McDade, E	Director, International College	Hong Kong	AEL Prize Award Ceremony, IDP Interviews	\$5,612		
McDade, E	Director, International College	Kuwait, Bahrain, Oman & UAE	AEL Prizes awards ceremony, IDP interviews and institute visits	\$6,695		
McDade, E	Director, International College	Japan	Visits to partner insitutes, gov offices and agents	\$4,561		
Meakin, C	Senior Policy Advisor	China - Beijing, Japan - Yokohama	QUT research presentations - potential PhD recruitment CSC	\$8,109		

Name	Position	Destination(s)	Reason for Travel	Agency Cost Estimate (\$)	Sponsored Cost Estimate (\$)	External Sponsorship Source
Meakin, C	Senior Policy Advisor	China	Participate in China Scholarship Council International Graduate Fair & Partner visits	\$11,997		
Mether, D	Manager, Int'l Marketing Services	Papua New Guinea	Participate in 2010 Tertiary Roadshow	\$9,293		
Mether, D	Manager, Int'l Marketing Services	Papua New Guinea	Business Development - Meet with key staff in corporations	\$2,350		
Metzroth, P	Promotions Officer (S/ SE Asia, M/East)	Singapore	Participate in IDP Singapore & agent visit	\$6,446		
Miller, M	Special Programs Coordinator	Japan	Marketing activities & attend JALT conference	\$5,908		
Nair, M	Manager, Business Development	Singapore, Thailand	HDR - building on work already undertaken	\$5,824		
Nair, M	Manager, Int'l HDR	Sri Lanka, Thailand & Singapore	Business development activities (full rationale provided)	\$4,943		
Patterson, N	Manager, Int'l & Student Mobility	USA, Canada, Singapore	Visit partners re student exchange	\$10,640		
Paul, S	Int'l Promotions Coordinator (S/ SEAsia, Pacific, M/ East)	UAE, Syria, Jordan, Libya, Iran	IGEC Exhibition & agent follow-up	\$29,955		
Paul, S	Int'l Promotions Coordinator (S/ SEAsia, Pacific, M/ East)	Indonesia	To participate in AusEd and IDP Indonesia	\$12,689		
Paul, S	Int'l Promotions Coordinator (S/ SEAsia, Pacific, M/ East)	Kuwait, Iran, UAE & Bahrain	Recruitment activities with key agents - change to Kuwait & Bahrain (no visa to Libya/Jordan)	\$8,753		
Paul, S	Int'l Promotions Coordinator (S/ SEAsia, Pacific, M/ East)	India, Sri Lanka	IDP India & Agent Visits	\$17,404		
Polini, C	IELTS Administrator	Singapore	IELTS Administrator Conference.	\$2,000		
Richards, H	Lecturer	China - Beijing	Training program for CI		\$1,400	Confucius Institute - Hanban project
Shen, Y	Business Coordinator	New Zealand - Auckland	Oceana Conference	\$794		
Sheppard, S	Deputy Vice Chancellor (I&D)	USA	AIEA Conference 2010	\$14,278		
Sheppard, S	Deputy Vice Chancellor (I&D)	China	Bus Dev. Sign agreements & visit partner institutions	\$12,011		
Sheppard, S	Deputy Vice Chancellor (I&D)	Taiwan & China	CI Conference, Partner institutional visits	\$16,719		
Thean, S , M	Regional Manager, (S/SE Asia Pacific, Middle East)	Malaysia	IDP Malaysia, IEC Exhibition & Agent Followup	\$11,249		

Name	Position	Destination(s)	Reason for Travel	Agency Cost Estimate (\$)	Sponsored Cost Estimate (\$)	External Sponsorship Source
Thean, S , M	Regional Manager, (S/SE Asia Pacific, Middle East)	Singapore	Austrade Singapore & agent visits	\$8,006		
Thean, S -, M	Regional Manager, (S/SE Asia Pacific, Middle East)	Laos, Vietnam, Cambodia	To participate in the 2010 information event organized by the Australian Scholarships administrators	\$7,629		
Thean, S , M	Regional Manager, (S/SE Asia Pacific, Middle East)	Vietnam	IDP Vietnam progams & agent visits	\$10,380		
Thean, S , M	Regional Manager, (S/SE Asia Pacific, Middle East)	Malaysia, Brunei	IDP Fair, Taylor Uni Open day & agent visits	\$10,064		
Thean, S , M	Regional Manager, (S/SE Asia Pacific, Middle East)	Malaysia, Brunei	Participate in Austrade and agents visits	\$13,902		
Thean, S , M	Regional Manager, (S/SE Asia Pacific, Middle East)	Vietnam	Austrade Vietnam, IDP and agent visits	\$11,258		
Thomas, L	QUT Precincts Curator	China - Beijing, Japan - Yokohama	China/IDA Projects/QUT internship + Beijing Film Academy	\$500	\$1,740	S Danzig, London
Thomas, L	QUT Precincts Curator	UK - London	To participate in key introductory meetings- IDA Project	\$300	\$2,421	S Danzig, London
Thomas, L	QUT Precincts Curator	Japan	Run Cur8 program & QUT student show exhibit	\$2,715		
Tickle, S	Director, Int'l and Marketing Services	Malaysia, India	Education and Government agent visits	\$6,321		
Tickle, S	Director, Int'l and Marketing Services	France, Netherlands	EAIE Conference & agent visits	\$7,262		
Walker, S	Regional Manager (Europe/Americas)	France, Denmark	International Education Fair & Education Roadshow	\$19,723		
Walker, S	Regional Manager (Europe/Americas)	Sweden, USA	To participate in NAFSA Kansas City & Research Project in Sweden (30 days PDP)	\$14,389		
Walker, S	Regional Manager (Europe/Americas)	Norway, Denmark, Sweden & France	EAIE Conference & agent visits	\$19,354		
Walker, S	Regional Manager (Europe/Americas)	Germany & Austria	IDP Roadshows	\$14,765		
Xia, S	E-Marketing Coordinator	Indonesia	ADS Indonesia & agent visits	\$3,750		

LAW

Anderson, C	Associate Professor	New Zealand	Workshop attendance		\$1,230	Self funded
Ball, M	Lecturer	UK	Conference Presentations	\$5,652		
Ball, M	Lecturer	USA	Conference attendance	\$4,349		
Bell, P	Senior Lecturer	Kuala Lumpur, Singapore	QUT Alumni events	\$7,810		
Bell, P	Senior Lecturer	Singapore	Teaching	\$6,408		

Name	Position	Destination(s)	Reason for Travel	Agency Cost Estimate (\$)	Sponsored Cost Estimate (\$)	External Sponsorship Source
Burns, M	Associate Lecturer	New Zealand - Auckland	Academic conference	\$2,686		
Butler, D	Professor	New Zealand - Auckland	Academic conference	\$8,645		
Carrington, K	Head of School - Justice	Kuala Lumpur, Singapore	QUT Alumni events	\$7,810		
Carrington, K	Head of School - Justice	USA	Conference presentation	\$5,205		
Carver, T	Lecturer	New Zealand - Auckland	Academic conference	\$2,000		
Chay, A	Associate Professor	Papua New Guinea	Review of PNG PLT Course	\$5,077		
Coates, J	CC Project Manager	South Korea	Conference attendance	\$1,430		
Dean, G	Associate Professor	Singapore	Conference Participation	\$3,852		
Dean, G	Associate Professor	Singapore, UK	Teaching, presentations	\$1,065		
Dean, G	Associate Professor	Singapore, UK	Teaching, presentations	\$1,737		
Death, J	Lecturer	USA	International Conference	\$5,756		
Dickson, E	Lecturer	UK	Conference, meetings	\$7,265		
Duffy, J	Associate Lecturer	UK	Mooting competition	\$10,055		
Field, R	Senior Lecturer	New Zealand	Conference attendance	\$2,820		
Fisher, G	Senior Lecturer	New Zealand - Auckland	Academic conference	\$2,971		
Fisher, D	Professor	China	Lecture delivery		\$4,084	Huazhong University China
Fitzgerald, A	Professor	NZ	Conference Attendance	\$997		
Fitzgerald, A	Professor	USA - New York	Conference Participation	\$3,122		
Fitzgerald, A	Professor	South Korea	Conference attendance	\$1,430		
Fitzgerald, A	Professor	Lithuania	Forum & CC roadshow	\$3,797		
Fitzgerald, A	Professor	Singapore	Institute visit	\$2,500		
Fitzgerald, A	Professor	South Africa	CODATA Conference	\$2,381		
Fitzgerald, A	Professor	China	Conference attendance	\$2,000		
Fitzgerald, A	Professor	UK - London, USA	Conference attendance	\$4,550		
Fitzgerald, B	OakLawProject Leader	Italy	LAPSI Meetings, Turin	\$4,000		
Fitzgerald, B	Professor	USA	Workshop, meetings	\$1,500	\$3,177	National Academy of Sciences
Fitzgerald, B	Professor	Korea	Conference attendance		\$2,056	World eGovt Organisation
Fitzgerald, B	Professor	Europe, UK, USA	Workshops, conferences	\$6,500		
Fitzgerald, B	Professor	China	Conference attendance	\$2,000		
Francis, A	Senior Lecturer	USA	Research		\$2,550	Griffith University

Name	Position	Destination(s)	Reason for Travel	Agency Cost Estimate (\$)	Sponsored Cost Estimate (\$)	External Sponsorship Source
Hadjiev, V	Research Assistant	Indonesia	Workshop attendance		\$2,390	IEGL, Uni of Sydney
Hadjiev, V	Research Assistant	Thailand	Conference Participation		\$2,419	CIHM, Uni of Leeds
Hadjiev, V	Research Assistant	Indonesia	Workshop, Research		\$3,256	AusAID PSLP
Hayes, S	Senior Lecturer	United Kingdom	Conference, collaboration	\$6,426		
Hocking, B	Associate professor	Canada, USA ,Denmark	ICCS Panel Meeting		\$5,074	ICSS/ Self funded
Hocking, B	Associate Professor	Europe	Conference Participation	\$5,400		
Hocking, B	Associate Professor	Europe	Teaching, presentations		\$5,000	Giessen University
Hutchinson, T	Senior Lecturer	New Zealand - Auckland	ALTA Conference	\$1,990		
Kiel-Chisholm, S	Associate Lecturer	New Zealand - Auckland	Academic conference	\$1,887		
Kift, S	Professor	Hong Kong	Conference Participation	\$4,353		
Kift, S	Professor	Antwerp	Conferences	\$5,797		
Kift, S	Professor	Maui	Conference attendance	\$4,859		
Kift, S	Professor	New Zealand	Conference attendance	\$3,501		
Kift, S	Professor	New Zealand	Discipline Scholar	\$1,125		
Lauchs, M	Lecturer	Singapore	Intensive Teaching	\$4,650		
Lavarch, M	Executive Dean - Law	China - Bhutan	QUT International Mission	\$10,266		
Maguire, R	Associate Lecturer	Scotland	Conference presentation	\$6,190		
Mason, R	Professor	UAE - Dubai	Conference Participation	\$1,700		
Mason, R	Head, School of Law	Italy,UK	Conference Participation	\$8,358		
Mason, R	Professor	New Zealand - Auckland	Academic conference	\$4,060		
Mason, R	Professor	China	Sino-Aust Conference	\$10,000		
Mason, R	Professor	New Zealand	BFSLA Conference	\$190	\$737	Banking & Financial Services Law Association
Mathews, B	Associate Professor	USA - Honolulu	Conference attendance	\$5,845		
Mathews, B	Associate Professor	India	PDL	\$1,733		
McDonald, F	Lecturer	Canada	Seminar, PhD ceremony	\$2,550		
McEniery, B	Lecturer/ ResearchFellow	USA	Conference Presentation	\$2,800		
McEniery, B	Senior Lecturer	Switzerland	Conference presentation	\$4,900		
Mcgee, T	Lecturer, Justice School	UK, Sweden	Research	\$3,780		
McGee, A	Lecturer	United Kingdom	Research	\$500		Self-funded PDL

Name	Position	Destination(s)	Reason for Travel	Agency Cost Estimate (\$)	Sponsored Cost Estimate (\$)	External Sponsorship Source
McNamara, J	Lecturer	New Zealand - Auckland	Academic conference	\$3,008		
O'Brien, D	Researcher	China	Conference attendance	\$2,000		
O'Brien, E	Associate Lecturer	UK, USA	Conference attendance x3	\$7,557		
Puri, K	Professor	Fiji	Symposium Presentation		\$2,799	WIPO, USP
Puri, K	Professor	Turin, Delhi	Lectures, meetings	\$4,369		
Shirley, M	Assistant Dean - Teaching & Learning	Malaysia	UiTM presentations	\$900	\$830	UiTM
Stickley, A	Senior Lecturer	UK	Conference Participation	\$2,000		
Suzor, N	Lecturer	UK - Edinburgh	Research		\$3,576	Univ of Edinburgh-SCRIPT and Self funding
Tauri, J	Lecturer	USA, Canada	Conference, research	\$4,050		
Ternel-Wong, I	Manager, ICCE	China - Bhutan	International Mission	\$10,266		
Ternel-Wong, I	Manager, ICCE	Malaysia	Recruitment, collaboration	\$2,930		
Ternel-Wong, I	Manager, ICCE	Malaysia	Recruitment, collaboration	\$2,732		
Then, S -, N	Associate Lecturer	New Zealand - Auckland	Academic conference	\$2,240		
Thomas, M	Lecturer	UK	Visiting Fellowship	\$4,700		
Thomas, M	Lecturer	Malaysia	Moot team coordinator	\$2,090		
Ti, J	Research Assistant	USA	Conference	\$129	\$1,729	Apple Worldwide Developer Conference
Traves, S	Senior Lecturer	Papua New Guinea	Seminar in PNG		\$1,336	PNG Insurance Commission
Trowse, P	Associate Lecturer	New Zealand - Auckland	Academic conference	\$2,100		
Tsui, M	Associate Lecturer	New Zealand - Auckland	Academic conference	\$1,600		
RESEARCH AND COMMERCIALISATION						
Burnett, P	Professor - Research Capacity Building and Mentoring	USA - Ohio, Toledo & Pittsburgh	Giving presentation to Uni Ohio and Uni of Toledo, participation in American Counselling Association conference	\$5,977		
Doneman, M	Academic Consultant	South Africa	Conduct Postgraduate supervision capacity building workshops for Durban University of Technology in association with ATN e-grad school	\$4,571		
Heron, L	Executive Officer	Chicago, USA	BIO Technology 2010 Conference	\$8,602		
Lawrence, K	International Projects Coordinator	Fiji, Honiara, Solomon Islands	ALAF Project Briefing for Participants	\$3,319		
Lawrence, K	International Projects Coordinator	Philippines - Manila	NGCIS Roll Out (Monitoring and Evaluation)	\$4,909		

Name	Position	Destination(s)	Reason for Travel	Agency Cost Estimate (\$)	Sponsored Cost Estimate (\$)	External Sponsorship Source
Lawrence, K	International Projects Coordinator	Nepal, Philippines, Singapore	Strengthening the Internal Audit and Internal Control Systems within the institutions of the Ministry of Finance	\$9,397		
Lawrence, K	International Projects Coordinator	Bhutan, New Delhi	Developing Competency Based Training to Improve TVET Sector in Bhutan	\$6,711		
Lawrence, K	International Projects Coordinator	India	India PSLP Component One Launch	\$6,512		
Lawrence, K	International Projects Coordinator	Bhutan	Action Planning Program - Developing Competency Based Training with Bhutan TVET Sector	\$5,930		
Lawrence, K	International Projects Coordinator	Philippines - Manila	Handover of PEGR 007 Project (Controls and Audit System)	\$8,508		
Lawrence, K	International Projects Coordinator	Maldives	PSLP Component 1 - Pre-training	\$4,313		
Macguire, P	Principal Academic Consultant	South Africa	Conduct Postgraduate supervision capacity building workshops for Durban University of Technology in association with ATN e-grad school	\$2,779		
Mackinnon, I	Professor, Research and Commercialisation	USA - Wyoming and Washington	S&TP Visualisation Biofuels/ Biotechnology, Gasification/Clean Coal Technologies	\$19,385		
Mackinnon, I	Professor, Research and Commercialisation	Latin America, Canada & USA	BIO Technology 2010 Conference & Premier's Trade Mission	\$24,030		
Mackinnon, I	Professor, Research and Commercialisation	USA - San Francisco, LA, Chicago	Meeting with vendors and University of Illinois	\$15,077		
McArdle, M	Director, Office of Research	Chicago, USA	BIO Technology 2010 Conference	\$10,541		
Melvin, C	Director, Office of Commercial Services	Indonesia - Jakarta	Pre-departure briefing for ALAF with the State Ministry of Research and Technology	\$2,718		
Melvin, C	Director, Office of Commercial Services	China	JED Universities Visit	\$6,905		
Melvin, C	Director, Office of Commercial Services	Nepal	Nepal PSLP Component One Launch	\$9,858		
Melvin, C	Director, Office of Commercial Services	Abu Dhabi, UAE	Travel with Trade Queensland Delegation	\$7,100		
Melvin, C	Director, Office of Commercial Services	China and Hong Kong	Confucius Institute Meeting	\$7,943		
Regnault, P	Client Development Officer	Indonesia - Jakarta	Pre-departure briefing for ALAF with the State Ministry of Research and Technology	\$2,648		
Regnault, P	Client Development Officer	India	Business Development Trip	\$6,702		
Regnault, P	Client Development Officer	India	India PSLP Component Four	\$6,456		
Regnault, P	Client Development Officer	Indonesia - Jakarta	Monitoring and Evaluation of Activity	\$3,115		

Name	Position	Destination(s)	Reason for Travel	Agency Cost Estimate (\$)	Sponsored Cost Estimate (\$)	External Sponsorship Source
Sacriz, V	International Development Officer - Aid Program	Fiji, Honiara, Solomon Islands	ALAF Project Briefing for Participants	\$3,319		
Sacriz, V	International Development Officer - Aid Program	Philippines - Manila	Business Development Trip	\$4,909		
Sacriz, V	International Development Officer - Aid Program	Nepal - Kathmandu	Conduct Pre-departure briefing for Nepalese participants for ALAF program and business development for future projects	\$3,725		
Sacriz, V	International Development Officer - Aid Program	Solomon Islands	Monitoring and Evaluation for ALAF Disability Project	\$3,017		
Sacriz, V	International Development Officer - Aid Program	Nepal & Philippines	Training needs analysis for Result Based Monitoring and Evaluation Project & Policy Development	\$6,905		
Salangsang, N	Business Manager - International Projects Unit	Philippines - Manila	PEGR Project	\$2,703		
Salangsang, N	Business Manager - International Projects Unit	Nepal, Philippines, Singapore	Strengthening the Internal Audit and Internal Control Systems within the institutions of the Ministry of Finance	\$9,665		
Salangsang, N	Business Manager - International Projects Unit	Bhutan, New Delhi	Developing Competency Based Training to Improve TVET Sector in Bhutan	\$6,831		
Salangsang, N	Business Manager - International Projects Unit	India, Manila	Improved Capacity of the coal sector in India to contribute to local development outcomes from coal projects	\$2,934		
Salangsang, N	Business Manager - International Projects Unit	Philippines	Manila Facilitate exit strategy development, stakeholder & client meetings, business development	\$4,034		
Salangsang, N	Business Manager - International Projects Unit	Nepal	PSLP building the capacity of the Ministry of Finance in Financial	\$4,879		
Salangsang, N	Business Manager - International Projects Unit	Bhutan	Action Planning Program - Developing Competency Based Training with Bhutan TVET Sector	\$6,940		
Salangsang, N	Business Manager - International Projects Unit	Philippines - Manila	Handover of PEGR 007 Project (Controls and Audit System)	\$4,973		
Salangsang, N	Business Manager - International Projects Unit	Maldives	PSLP Component 1 - Pre-training	\$4,513		
Salangsang, N	Business Manager - International Projects Unit	Nepal & Vietnam	Training needs analysis for Result Based Monitoring and Evaluation Project & Strengthening Capacity of Vietnam Railways	\$7,135		
Sharma, A	Deputy Vice-Chancellor (Research and Commercialisation)	Chicago, Boston, USA - San Francisco	BIO Technology 2010 Conference	\$18,353		

Name	Position	Destination(s)	Reason for Travel	Agency Cost Estimate (\$)	Sponsored Cost Estimate (\$)	External Sponsorship Source
Sharma, A	Deputy Vice-Chancellor (Research and Commercialisation)	Europe/UK/India	ATN Delegation of DVC Research	\$27,337		
Taji, A	Director, International HDR	China	Participation at 2010 International Graduate Scholarship Fair	\$10,754		
Wissler, R	Dean of Research and Research Training	Syria, Lybia, UAE - Dubai & Abu Dhabi	Research collaboration agreements, HDR recruitment, business development and meetings with scholarship agencies and gov ministries	\$14,025		
Wissler, R	Dean of Research and Research Training	Middle East, Africa	Conduct Postgraduate supervision capacity building workshops for Durban University of Technology in association with ATN e-grad school	\$10,199		
Zhong, W	Project Support Officer	China	JED Universities Visit	\$6,805		
SCIENCE AND INFORMATION TECHNOLOGY						
Alston, C	Research Fellow	Spain	2010 ISBA World Meeting, Ninth Valencia International Meeting on Bayesian Statistics	\$4,803		
Alston, C	Research Fellow	UK, France	Mixture estimation and applications collaboration with colleague	\$5,739		
Anderson, B	Senior Lecturer	USA	29th Advanced Echo Conference		\$4,300	Self funded
Andrew, N	Business Development Officer	USA	Gamers Developers Conference 2010 Meeting	\$3,570		
Anh, V	Professor	USA	2010 SIAM Annual Meeting	\$4,500		
Anh, V	Professor	United States of America	Collaboration at University of Central Florida	\$4,000		
Ayoko, G	Associate Professor	Chile	Summer School 2010 Course	\$4,023		
Balagawi, S	Research Fellow	Spain	8th International Symposium of Fruit Flies of Economic Importance	\$6,070		
Bandara, W	Senior Lecturer	USA	Business Process Management Conference 2010	\$4,589		
Bartlett, H	Associate Lecturer	Singapore	AsiaCrypt 2010 Conference	\$2,461		
Bentley, H	UCTI Project Coordinator	Malaysia	Undertake contracted validation, verification visit to UCTI	\$460	\$2,650	UCTI Malaysia
Bottle, S	Professor	United States of America	17th Annual Meeting SFRBM/SFRRI 2010	\$7,850		
Bottle, S	Professor	United States of America	PACIFICHEM 2010	\$7,200		
Boyd, C	Professor	India, Singapore, United Kingdom	Visit IIT Madras, Asiacrypt 2010 conference, Visit HP Labs, Visit Royal Holloway	\$7,102		
Bruce, C	Professor	USA	San Jose PhD Program, Consulting with University of Denver	\$7,196		
Bruce, C	Professor	New Zealand	Advisory committee and external examination	\$200	\$1,500	Victoria University of Wellington

Name	Position	Destination(s)	Reason for Travel	Agency Cost Estimate (\$)	Sponsored Cost Estimate (\$)	External Sponsorship Source
Bruza, P	Professor	United States of America	Artificial Intelligence Fall Symposium	\$4,997		
Bryan, S	VC Research Fellow	Mexico	IF49 field research		\$3,264	University of Mexico & Personal Funds
Buckingham, L	Research Assistant	United States of America	eScience Workshop 2010		\$3,085	Microsoft Corp
Burrage, P	Senior Research Fellow	Sweden	Bit 50 Conference	\$3,854		
Burrage, K	Professor	Argentina	32nd Annual International Conference of the IEEE EMBC 2010 ; Buenos Aires, Argentina ; 31 Aug - 4 Sep '10	\$7,630		
Caelli, B	Adjunct Professor	USA	CISSE 2010 Conference	\$8,750		
Caelli, B	Adjunct Professor	China	ICAIT 2010	\$905	\$2,588	ICIAT 2000
Caelli, B	Adjunct Professor	Hong Kong	ICT Conference	\$3,502		
Chan, T	Senior Lecturer	Singapore	SMU Global Apex Challenge	\$2,136		
Clark, A	Associate Professor	USA	Industrial Control Systems Cybersecurity Advanced Training	\$5,948		
Clark, A	Associate Professor	New Zealand	Panel member for PhD Defence	\$150	\$780	University of Wellington
Clarke, A	Associate Professor	Austria	Workshop on Standardisation of Pest Fruit Fly Collection	\$9,645		
Clarke, A	Associate Professor	Spain	8th International Symposium of Fruit Flies	\$3,262		
Clarke, A	Associate Professor	Italy, Iran	Collaborative projectsdiscussions & visits to colleges	\$6,020		
Collet, C	Associate Professor	Singapore	International Conference on Teaching and Learning Temasek Polytechnic, Paper "Bioeering Ten Years On "	\$3,150		
Collet, T	Lecturer	China	Visit Chinese Academy of Science, Shanghai Institute and attend Shanghai Sci Tech Forum	\$2,795		
Collet, C	Associate Professor	United States of America	University visits and collaboration	\$26,000		
Cornelius, I	Adjunct Professor	Spain	ESTRO (European Society for Thereputic Radiology and Oncology) Conference 29	\$6,391		
Corney, M	Lecturer	China	Student Cultural Exchange	\$2,128		
Corney, M	Lecturer	New Zealand	ACM Regional Program Competition		\$1,000	ACM South Pacific
Cowling, I	Associate Professor	Hong Kong	Teaching, City University - Hong Kong	\$2,140		
Cowling, I	Associate Professor	Hong Kong	Teaching, City University - Hong Kong	\$4,383		
Cowling, I	Associate Professor	China	Teaching in the Master of Lighting	\$2,961		
Cowling, I	Associate Professor	Hong Kong, Austria	PCZ321-322 consultations and Light Fair in Vienna	\$4,297		
Cowling, I	Associate Professor	USA, Canada	IESNA (Illuminating Engineering Society) Conference	\$6,209		

Name	Position	Destination(s)	Reason for Travel	Agency Cost Estimate (\$)	Sponsored Cost Estimate (\$)	External Sponsorship Source
Cowling, I	Associate Professor	Hong Kong	Teaching into Masters of Lighting at the City University of Hong Kong	\$1,951		
Cox, M	Associate Professor	Poland, Italy, Germany, England	38th IAH Congress in Krakow and field visits	\$6,263		
Dale, J	Director - Centre for Tropical Crops and Biocommodities	India	Meeting with National Agricultural Research Organisation (NARO) and conduct field trip	\$10,195		
Dale, J	Director - Centre for Tropical Crops and Biocommodities	United States of America	5th Annual Grand challenges in global health meeting	\$11,104		
Dawson, E	Adjunct Professor	Ireland, France	Coding & Cryptography. PKC 2010 Eurocrypt 2010	\$8,534		
Dawson, E	Adjunct Professor	USA	CRYPTO 2010CHES 2010. Present seminar at Microsoft	\$6,007		
De Vine, L	Research Data Mgt & Informatics Support Specialist	United States of America	2010 Fall Symposia	\$4,200		
Dicks, A	Senior Research Fellow	Italy, UK, Germany	Meetings with Politecnico di MilanoMeetings with Birmingham University and AdvanticaVisit to Karlsruhe Institut of Technology	\$4,375		
Docherty, M	Associate Professor	Malaysia	Undertake contract validation, verification visit to UCTI	\$620	\$2,650	UCTI Malaysia
Duddy, K	Senior Lecturer	France, Germany	iiWAS 2010 Conference	\$8,300		
Fairfull-Smith, K	Senior Lecturer	United States of America	2010 International Chemical Congress of Pacific Basin Societies	\$3,507		
Farrell, T	Senior Lecturer	United States of America	218th ECS Meeting	\$3,237		
Feng, Y	Professor	China	Chinese professionals in Global Positioning Systems- 2010 Technical Forum on Satellite Navigation	\$3,871		
Feng, Y	Professor	USA, China, Germany	ION GNSS 2010	\$10,536		
Feng, Y	Associate Professor	China	Meetings & presentations in China	\$3,369		
Fidge, C	Professor	New Zealand	ASWEC 2010	\$2,123		
Fielding, A	Senior Lecturer	Netherlands, Belgium	ICCR & EPX Conferences	\$5,845		
Fielding, A	Professor	Chile	Five Lectures at the Summer School in Physics/Radiotherapy	\$200	\$3,400	University of Heidelberg
Fielt, E	Postdoctoral Research Fellow	Taiwan	PACIS conference- Present paper	\$3,384		
Flegg, J	Associate Lecturer	United Kingdom	2010 OCCAM Conference	\$4,147		
Forshaw, A	Lecturer	New Zealand	Clinical Placement Assessment	\$2,194		
Frost, R	Emeritus Professor	Hungary	Presentation and visitation of Uni of Pannonia	\$5,900		
Fuller, S	Lecturer	Singapore	International Russian Wheat Aphid Workshop	\$1,437		Self funded

Name	Position	Destination(s)	Reason for Travel	Agency Cost Estimate (\$)	Sponsored Cost Estimate (\$)	External Sponsorship Source
Fuller, S	Lecturer	Greece, France, Portugal	PDL - International Biogeography Society Cofnerence	\$13,840		
Gable, G	Professor	Taiwan	Pacific Asia Conference on Information Systems	\$4,961		
Gable, G	Professor	China	Collaboration/Research at Remin University ; 17 - 27 Sep '10	\$7,469		
Gable, G	Professor	United States of America	ICIS 2010 conference, Presentation at Uni of Alberta	\$7,469		
George, G	Adjunct Professor	UK	Attendance at Executive Editorial Board of Polymer ITL and IUPAC	\$10,414		
George, G	Adjunct Professor	Slovakia	International Workshop-Recent Advances on the use of Chemiluminescence for Conservation Science	\$7,663		
George, M	Basis Administrator	Germany	SAP University Alliances Program EMEA Conference 2010	\$5,034		
Geva, S	Associate Professor	Switzerland	SIGIR 2010	\$8,750		
Geva, S	Head of Discipline	Netherlands	ADCS2010 Conference	\$6,268		
Gonzalez Pena, M	Research Associate	Fiji	Growth studies and water quality trials	\$1,226		
Gonzalez Pena, M	Research Associate	Fiji	Growth studies & water quality trials	\$1,329		
Gough, J	Adjunct Professor	Netherlands	IFIP Working Group Meeting	\$4,162		
Gough, K	Professor	Germany, UK	IFIP Working Group 50th Meeting	\$5,533		
Gust, D	Portfolio Director	New Zealand	Geology field trip	\$1,550		
Gust, L	Project Manager, Facilities & Infrastructure	New Zealand	Geology field trip		\$1,550	Personal Funds
Hamilton, G	Lecturer	Portugal	Stored Grain Sampling Conference 2010	\$6,800		
Hamilton, G	Lecturer	USA	Visit to Kansas State University for collaboration on project CRC 30086	\$5,514		
Head, S	Research Associate	New Zealand	AusAID	\$3,579		
Herington, A	Portfolio Director	Italy, UK	Proteolytic Enzymes & Their Inhibitors Prostate Cancer. GWAS meeting. EPH receptors in Prostate Cancer Research	\$5,597		
Hincksman, C	Senior Lecturer	United Kingdom	IWSM2010 Conference and Short Course	\$6,390		
Hirning, M	Senior Lecturer	Hong Kong	Teaching (external)- Prac Work with Students PCZ122	\$2,947		
Hogan, J	Associate Professor	Ireland	CNGL meeting	\$6,001		
Hogan, J	Associate Professor	USA	Microsoft Research Faculty Summit	\$1,266	\$2,756	Microsoft Research Facility
Hogan, J	Associate Professor	UK, Ireland	Visit to MSR Cambridge and The 15th Annual Internationalisation and Localisation Conference	\$5,391		
Hogan, J	Associate Professor	Germany, USA	VizBioVisit MS Research	\$5,348		

Name	Position	Destination(s)	Reason for Travel	Agency Cost Estimate (\$)	Sponsored Cost Estimate (\$)	External Sponsorship Source
Hogan, J	Associate Professor	United States of America	eScience Workshop	\$1,266	\$4,756	Microsoft Research
Hurwood, D	Lecturer	Fiji	Field activity to track prawn growth	\$1,105		
Hurwood, D	Lecturer	Fiji	Sampling collection Aquaculture project	\$1,952		
Hurwood, D	Lecturer	Malaysia	'Brain Gain' project workshop		\$2,366	Academy of Sciences Malaysia
Isoardi, G	Associate Lecturer	Hong Kong	Teaching at the Univesity of Hong Kong	\$1,649		
Isoardi, G	Associate Lecturer	China	Teaching in Master of Lighting Course	\$2,298		
Isoardi, G	Associate Lecturer	Hong Kong	Teaching for OCS Lighting in HKG	\$2,896		
Jin-Fast, H	Research Assistant	China	2nd International conference on Signal Processing Systems	\$3,626		
Johnson, S	Lecturer	Spain	2010 ISBA World Meeting, Ninth Valencia International Meeting on Bayesian Statistics	\$4,863		
Julian, W	Sessional Academic	Hong Kong	Lecturing for Lighting Course unit PCZ123 Human Factors	\$2,012		
Kaplan, S	Executive Dean	China	Meetings with Partners and Agents	\$9,817		
Kaplan, S	Executive Dean	India	Visit Infosys and finalise PHD Program. CPE opportunities. Visit IIT Chennai regarding joint research	\$11,110		
Kaplan, S	Executive Dean	China, Singapore	Inaugural Software Engineering conference (keynote speaker)Partner and insitute visits	\$8,729		
Ke, X	Senior Lecturer	China	FOM2010 conference	\$5,515		
Kiriakous, E	Lecturer	China	Forensics 2010	\$3,460		
Kitto, K	Postdoctoral Research Fellow	Germany	Generalising Quantum Theory Symposium	\$6,768		
Kitto, K	Postdoctoral Research Fellow	Portugal, Netherlands	European Conference on Complex SystemsIRSES, Staff exchange scheme	\$5,028		
Kitto, K	Postdoctoral Research Fellow	United States of America	Visitation/meetings; Asheville, USA; 31 Oct - 10 Nov '10AAAI 2010 Fall Symposia; Arlington, USA; 11 - 13 Nov '10	\$4,197		
Kozan, E	Professor	Turkey, Italy	YAEM 2010 and ORAHS 2010 Conferences	\$12,216		
Kozan, E	Professor	South Korea	The 1st International Conference on Logistics and Maritime Systems ; 15 - 17 Sep '10	\$6,520		
Kozan, E	Professor	Malaysia	APIEMS 2010, The 11th Asia Pacific Industrial Engineering and Management Systems Conference	\$4,794		
La Rosa, M	Senior Lecturer	Italy	University visits to Rome and Eindhoven	\$2,790		
La Rosa, M	Senior Lecturer	USA	Business Process Management 2010	\$4,609		
La Rosa, M	Senior Lecturer	Netherlands	Visit BPM Group	\$2,880	\$2,000	Tech Uni of Eindhoven

Name	Position	Destination(s)	Reason for Travel	Agency Cost Estimate (\$)	Sponsored Cost Estimate (\$)	External Sponsorship Source
Langton, C	Head of Discipline	Singapore	BITs Cancer Conference	\$10,807		
Langton, C	Head of Discipline	USA	American Association of Physicists in Medicine: AAPM 52nd Annual Meeting	\$8,959		
Langton, C	Head of Discipline	United States of America	Meetings with Siemens, Alcatel Lucent and QLD Deedi	\$17,027		
Langton, C	Head of Discipline	Germany	Strengthen link between QUT and IBMT	\$8,626		
Lau, C , H	Sessional Academic	Canada	Supercomputing 2010 Conference	\$5,374		
Li, Y	Professor	USA	16th Conference on Knowledge Discovery and Data Mining (KDD 2010)	\$4,483		
Li, Y	Professor	Canada	International Conference on Web Intelligence	\$5,482		
Liu, A	International and Development Manager	China, Singapore	Meetings with Partners and Agents	\$8,048		
Liu, A	International and Development Manager	China	Recruitment Seminar. Meetings with partners and agents. CIIC Exhibition. Expo Meeting, Shenzhen Education Centre for International Exchange	\$8,509		
Liu, A	International and Development Manager	Hong Kong, Taiwan	Marketing and promotions	\$6,758		
Liu, A	International Development Manager	China	China recruitment mission	\$3,138		
Liu, A	International Development Manager	China	Insitution visists, conference and alumni event	\$10,914		
Liu, F	Adjunct Professor	China	Collaboration and Fractional Dynamics & Control Conference	\$3,348		
Liu, F	Adjunct Professor	Spain, United Kingdom	4th IFAC WorkshopUniversity of Oxford	\$5,944		
Liu, Y	Professor	China	ARC Discovery Project	\$2,948		
Low Choy, S	Plant Biosecurity Statician	Spain	2010 ISBA World Meeting	\$6,597		
Lyons, R	Adjunct Professor	Vietnam	Research Project Development Meeting, Catfish Genomics	\$1,559		
Macgillivray, H	Professor	Slovenia	8th International Conference on Teaching Statistics	\$5,887		
Maire, F	Senior Lecturer	Singapore	ICARCV 2010 Conference	\$575	\$3,000	NICTA
Mather, P	Head of Discipline, Biogeosciences	Vietnam	Research Project Development Meeting, Catfish Genomics	\$1,619		
Mather, P	Head of Discipline, Biogeosciences	Fiji	Field Activity to track prawn growth	\$1,543		
Mather, P	Head of Discipline, Biogeosciences	Malaysia	'Brain Gain' project workshop		\$2,366	Academy of Sciences Malaysia
McCullagh, A	Adjunct Professor	India	Asia PKI International Symposium	\$960	\$1,365	PKI International Symposium

Name	Position	Destination(s)	Reason for Travel	Agency Cost Estimate (\$)	Sponsored Cost Estimate (\$)	External Sponsorship Source
McGree, J	Lecturer	New Zealand	Research collaboration; Prof SB Duffull, Uni of Otago, Dunedin, New Zealand; 26 Sep - 2 Oct '10	\$1,487		
McGrory, C	Research Fellow	Singapore	Invited speaker to Workshop on recent advances in Bayesian Computation; Singapore; 20 - 22 Sep '10	\$1,000		
Mengersen, K	Professor	New Zealand	Spine Society of Australia 2010 Conference	\$400	\$1,329	Spine Society of Australia
Mengersen, K	Professor	Malaysia	Meetings and Delivery of Short Course, University of Malaysia	\$3,360		
Mengersen, K	Professor	Spain	2010 ISBA World Meeting, Ninth Valencia International Meeting on Bayesian Statistics	\$5,243		
Mengersen, K	Professor	Malaysia	STDF/PPG/328 - Developing trade opportunities ; Kuala Lumpur, Malaysia ; 16 - 19 Aug '10	\$2,700		
Mengersen, K	Professor	UK, France	Pratique Meeting, CRC Plant Biosecurity Mixtures, Conference Collaboration with Profs Robert & Rousseau. Collaboration with Dr Stewart IUCN Project	\$10,629		
Mengersen, K	Professor	Germany, France	OECD Conference 7 - 8 Oct, Berlin (invited speaker)	\$4,831		
Menon, S	Research Associate	New Zealand	ANZIAM 2010	\$2,667		
Momot, K	Lecturer	Japan	Collaboration with Kyoto Uni	\$5,577		
Momot, K	Lecturer	United States of America	PACIFICHEM 2010 Conference	\$5,750		
Morawska, L	Professor	Poland, Germany	Conference Guest Speaker	\$3,897		
Morawska, L	Professor	France	VAMAS Workshop		\$4,108	DIISR
Moroney, T	Lecturer	Sweden	BIT50 Trends in Numerical Computing Conference	\$4,580		
Murphy, D	Associate Lecturer	USA	Editing of the preliminary IODP Report		\$4,281	ANZIC: Australian & New Zealand IODP Consortium
Nandlal, S	Research Associate	Fiji	Sampling collection Aquaculture project	\$2,414		
Nandlal, S	Research Associate	Fiji	Field Activity to track prawn growth	\$1,020		
Nandlal, S	Research Associate	Fiji	Field Activities of the project FIS/2005/108 Freshwater prawn aquaculture	\$3,377		
Nandlal, S	Research Associate	Vanuatu	Field Activity to track prawn growth	\$1,713		
Nandlal, S	Research Associate	Fiji	Field Activity to track prawn growth	\$2,463		
Nandlal, S	Research Associate	Malaysia	'Brain Gain' project workshop		\$2,366	Academy of Sciences Malaysia

Name	Position	Destination(s)	Reason for Travel	Agency Cost Estimate (\$)	Sponsored Cost Estimate (\$)	External Sponsorship Source
Nandalal, S	Research Associate	Fiji	Supervision & carry out activities for FIS/2005/108 Freshwater prawn aquacultures	\$3,983		
Neilson, J	Senior Lecturer	France	Ecole De Hautes Etudes Commerciales du Nord	\$2,000	\$2,445	Self funded
Nelson, C	Professor	Canada	Collaborator meetings including PC-TRIADD CECR PI Meeting	\$7,122		
Ng, N	International Liaison Officer	Taiwan, India, Singapore	YODEX exhibition. Agent visits. IDP Education Exhibition	\$7,891		
Ng, N	International Liaison Officer	Singapore, Indonesia	Agent visits/Expo	\$6,827		
Ng, N	International Liaison Officer	Singapore, Malaysia	AUG Johor Bahru - Fair Malaysia, Austrade Exhibition and Student interviews	\$3,948		
Ng, N	International Liaison Officer	Taipei	IDP Education Exhibition Agent Visit	\$4,650		
Ng, N	International Liaison Officer	China	Agent visits/October mission	\$10,841		
Partridge, H	Associate Professor	USA, Sweden	San Jose PhD program. International Federation of Library Associations and Institutions conference	\$6,455		
Pelaez, L	Visiting Fellow	Mexico	IF49 field research		\$3,264	University of Mexico & Personal Funds
Perera, L	Postdoctoral Research Fellow	Spain	European Society of Therapeutic Radiography and Oncology ESTRO 29 2010	\$7,620		
Pettitt, T	Professor	United Kingdom	IWSM 2010 and Shortcourse	\$7,815		
Rafferty, T	Technologist	USA, China	Denver X-Ray Conference Laboratory Visit	\$10,210		
Raiber, M	Postdoctoral Research Fellow	New Zealand	visit to GNS Science to make final modifications to two existing 3d geological models	\$603	\$650	NCGRT of Australia
Recker, J	Senior Lecturer	Liechtenstein, China	Research visit to University of Liechtenstein. Shanghai Expo	\$5,577		
Recker, J	Associate Professor	Peru	Americas Conference on Information Systems	\$4,153		
Recker, J	Associate Professor	USA, Germany	International Conference on Business Process Management (BPM 2010) Collaborative research at HU Berlin	\$4,968		
Recker, J	Associate Professor	Canada	29th International Conference on Conceptual Modeling	\$5,551		
Ring, J	Research Officer	USA	ISO TC204 meetings	\$5,938		
Ristovski, Z	Associate Professor	Sweden	Stockholm Workshop	\$5,100		
Roe, P	Professor	USA	QWAG Prebio Workshop	\$4,117		

Name	Position	Destination(s)	Reason for Travel	Agency Cost Estimate (\$)	Sponsored Cost Estimate (\$)	External Sponsorship Source
Roe, P	Professor	Indonesia	International Conference on Distributed Frameworks for Multimedia Applications (DFMA 2010)	\$2,450		
Roe, P	Professor	United States of America	eScience Workshop	\$3,602		
Roggenkamp, M	Senior Lecturer	Singapore, Malaysia	Participate in Aus Education Info Days	\$4,251		
Rosemann, M	Head of Discipline, Information Systems	Sweden	ARC Project & visit at Viktoria Institute	\$3,496		
Rosemann, M	Head of Discipline, Information Systems	Brazil	International Conference on Research and Practical Issues of Enterprise Information Systems (CONFENIS)	\$1,480	\$1,650	ELO Group Brazil
Rosemann, M	Head of Discipline, Information Systems	Sweden, USA	Viktoria Institute, BPM 2010	\$5,887		
Rosemann, M	Head of Discipline, Information Systems	Germany	Seminar at TU Hamburg	\$2,998		
Rosemann, M	Head of Discipline, Information Systems	Brazil	BPM Workshops	\$500	\$4,000	ELO Group Brazil
Rowntree, P	Head of Discipline, Medical Radiation Sciences	New Zealand	Visit regarding 3rd and 4th year student projects	\$3,986		
Rowntree, P	Associate Professor	United States of America	RSNA Radiological Society of North America Conference	\$7,057		
Sahama, T	Senior Lecturer	UK	SCEPTRE 2010 Conference	\$3,393		
Sargent, J	Customer Relationship Manager	India	SAP University Alliances Academic Conference	\$3,594		
Sargent, J	Customer Relationship Manager	Germany	SAP University Alliances Program EMEA Conference 2010	\$4,963		
Scharaschkin, T	Lecturer	Singapore	8th Flora Malesiana Symposium	\$3,366		
Schatz, B	Adjunct Associate Professor	USA	DFRWS 2010 Conference	\$2,754		
Schatz, B	Adjunct Associate Professor	Hong Kong	IFIP Intl Conference on Digital Forensics	\$3,405		
Schmidt, D	Programmer	India	AISRF Project Meetings	\$1,975		
Schroback, K	Research Assistant	Spain	World Congress of the International Cartilage Society	\$2,000		
Schutze, M	Research Fellow	Austria	Extension 6 month work placement at the UN FAO International Atomic Energy Agency Research Lab	\$7,991		
Sedera, D	Senior Lecturer	Singapore	SAP Academic Conference	\$2,213		
Sedera, D	Senior Lecturer	United States of America	ICIS 2010 Conference	\$4,500		
Sitbon, L	Lecturer	Italy	FP7 IRSES Project Qontext	\$5,622		
Sloss, C	Lecturer	New Zealand	Geology field trip	\$1,550		
Sloss, C	Lecturer	Hong Kong	1st Joint IGCP 588 Conference	\$1,560		
Smith, L	CISCO Regional Academy Manager	USA	CISSE 2010 Conference	\$8,750		

Name	Position	Destination(s)	Reason for Travel	Agency Cost Estimate (\$)	Sponsored Cost Estimate (\$)	External Sponsorship Source
Starkey, D	Lecturer	United States of America	RSNA Radiological Society of North America Conference	\$4,227		
Stebila, D	Postdoctoral Research Fellow	Canada	Visit to University of Waterloo		\$7,000	Self funded
Stebila, D	Postdoctoral Research Fellow	India, Singapore	Visit IIT Madras. Attend Asiacrypt 2010	\$3,970		
Stewart, G	Professor	Taiwan, Singapore	Pacific Asia Conference on Information Systems	\$6,327		
Stewart, G	Professor	China	SAP regional conference	\$3,320		
Stewart, G	Professor	Peru	Americas Conference on Information Systems	\$7,076		
Stewart, G	Professor	Germany	SAP University Alliance Program Global Meeting	\$5,792		
Stewart, G	Professor	Germany	SAP Business Workshop	\$405	\$6,385	MicroSoft Research
Taji, A	Director - International HDR	Syria, United Arab Emirates, Saudi Arabia, Turkey, Libya	Middle East Mission and Meetings.	\$11,878		
Tang, M	Senior Lecturer	Spain	Present paper at 2010 IEEE CEC	\$5,316		
Tao, X	Research Fellow	United States of America	Text Retrieval Conference	\$2,881		
Ter Hofstede, A	Professor	Italy	Visit Universita di Roma		\$10,400	Sapienza University of Rome
Ter Hofstede, A	Professor	China	Research & teaching		\$8,000	Tsinghua University
Ter Hofstede, A	Professor	China	Visit Tsinghua University for Research & Teaching		\$8,700	Tsinghua University
Thomas, R	Lecturer	New Zealand	ASWEC 2010 Conference	\$2,448		
Thomas, R	Lecturer	China	First International Symposium on Software Engineering Education	\$2,763		
Tian, G	Associate Professor	China	Research collaboration for DIISR ISL Project	\$6,274		
Tian, G	Associate Professor	United States of America	Institute of Electrical and Electronics Engineers-35th conference on Local Computer Networks	\$4,707		
Tickle, A	Adjunct Professor	India	AIISRF Project Meetings	\$1,975		
Timms, P	Professor	Austria	Research and Meetings	\$9,076		
Tjondronegoro, D	Senior Lecturer	USA	Presenting at ICASSP 2010	\$4,110		
Tjondronegoro, D	Senior Lecturer	Singapore, Italy, Finland	ACM Multimedia 2010 & Meetings	\$7,178		
Trapp, J	Senior Lecturer	USA	6th International Conference on 3D Radiation Dosimetry	\$3,832		
Turner, I	Professor	France, Germany	Prof Patrick PerréIDS2010, 17th International Drying Symposium ; Magdeburg, Germany ; 3 - 6 Oct '10	\$7,668		

Name	Position	Destination(s)	Reason for Travel	Agency Cost Estimate (\$)	Sponsored Cost Estimate (\$)	External Sponsorship Source
Waclawik, E	Senior Lecturer	Italy, Hungary	Attending Conferences, Research, Collaboration	\$40,278		
Whittle, P	Principle Research Fellow	Malaysia	STDF/PPG/328 - Developing trade opportunities ; Kuala Lumpur, Malaysia ; 16 - 19 Aug '10	\$3,560		
Whittle, P	Principle Research Fellow	Germany, UK	OECD Conference. Meetings in London	\$5,530		
Whittle, P	Principal Research Fellow	Malaysia	Workshop to develop harmonised plant import requirement for rubber planting materials and other pathways associated with South American leaf blight	\$2,421		
Will, G	Senior Lecturer	India	Indo-Australian Solar Workshop	\$586	\$3,000	ANU
Will, G	Senior Lecturer	USA	Attend conference and meeting	\$6,395		
Wilson, T	Lecturer	Slovenia	ICOTS 8 International Conference on Teaching Statistics; Slovenia ; 11 - 16 July '10		\$4,070	Self funded
Wolff, R	Professor	Samoa	Delivery of AusAID Public Sector Linkage Project activities	\$4,007		
Wolff, R	Professor	UK, China	Collaborative research with Prof Tony Lawrance, Uni of Warwick UK. Seminar at Hong Kong University	\$3,300		
Wolff, R	Professor	Samoa	Delivery of AusAID-funded course on data management and analysis at Central Bank of Samoa. Field survey work for AusAID project	\$3,551		
Wyeth, P	Senior Lecturer	Spain	IDC 2010 Conference	\$4,939		
Wyeth, P	Senior Lecturer	USA	Games Developers Conference 2010Research meeting	\$6,883		
Wynn, M	Senior Lecturer	Netherlands	Collaboration with Eindhoven University	\$2,700		
Xu, Y	Senior Lecturer	China, Canada	International Conference on Computational Linguistics (COLING 2010)Web Intelligence 2010	\$5,721		
Zbik, M	Senior Research Fellow	Poland	Warsaw University Meetings and Collaboration		\$4,000	Warsaw University
Zbik, M	Senior Research Fellow	Taiwan	Experimental visit to the National Synchrotron Radiation research Center	\$2,996		
Zhang, J	Senior Lecturer	Netherlands	INEX2010 Conference	\$2,965		
Zhou, X	Senior Research Assistant	Canada	19th Conference on Information and Knowledge Management- CIKM 2010	\$900		Self funded
Zhou, X	Lecturer	Canada	19th ACM International Conference on Information and Knowledge Management	\$3,300		
Zhu, H	Professor	Korea, China	Attend conference and University visits	\$9,391		
Zhu, H , Y	Professor	China	15th National Conference on Catalysis of China & research collaboration	\$10,649		

Name	Position	Destination(s)	Reason for Travel	Agency Cost Estimate (\$)	Sponsored Cost Estimate (\$)	External Sponsorship Source
TECHNOLOGY, INFORMATION AND LEARNING SUPPORT						
Borchert, M	Associate Director, Library	USA - Chicago, Washington, New York	IATUL Conference, Presentations; ALA Conference; NYU Site Visit	\$11,416		
Bradbury, S	Research Support Librarian	China - Beijing, Hong Kong	Conference Participation	\$6,639		
Callan, P	Eresearch Access Coordinator	Spain - Madrid	Conference Participation	\$2,351		
Cochrane, T	Deputy Vice- Chancellor TILS	France, Germany, Denmark, Sweden	Conference Speaker, University Visits	\$19,125		
De Vine, L	Research Support Specialist	USA, Los Angeles	Conference Participation	\$4,400		
Frew, J	Incident Manager	USA	USA Univ visit, Higher Ed W/shop, HDI Conference	\$13,370		
Greener, E	Manager Learning Design	New Zealand - Wellington	Conference Participation	\$1,594		
Harper, W	Director, eLearning Services	United Kingdom - Nottingham	Conference at University of Nottingham: "Researching and Evaluating Personal Development Planning and ePortfolios"	\$800	\$4,073	Self funded
Howell, G	Manager, Learning Environments LETS	PNG - Madang	PNG, Madang Seminar		\$1,085	Divine Word University, PNG.
Howell, G	Manager, Learning Environments LETS	USA - Las Vegas, San Francisco	Fact Finding for STP	\$16,120		
Howell, G	Manager, Learning Environments LETS	New Zealand - Auckland	Participation in Review of University		\$1,617	University of Auckland
Howell, G	Manager, Learning Environments LETS	New Zealand - Auckland	Consulting for Auckland University		\$1,835	Auckland University
James, A	Research Support Specialist, ITS	USA - Los Angeles	Industry Visit	\$3,500		
McDonald, V	Associate Director, Library Services	Denmark - Copenhagen & Sweden - Gothenburg	Conference Participation	\$8,472		
Mitchell, G	Director LETS	New Zealand - Auckland	Consulting for Auckland University		\$1,835	Auckland University
Mossop, A	Team Leader, Technology Support, LETS	United Kingdom - Glasgow, Edinburgh, Heslington, Sheffield, Coventry, Cambridge, London	UK Universities User Support Tour	\$8,575		
Schodel, C	Project Coordinator, eLearning Services	Canada - Toronto & United Kingdom - London, Milton Keynes, Nottingham	Conference in Canada; Conference in UK; 2 site visits in the UK	\$10,255		

Name	Position	Destination(s)	Reason for Travel	Agency Cost Estimate (\$)	Sponsored Cost Estimate (\$)	External Sponsorship Source
Smith, T	Manager, EIS/ITS	Lithuania - Vilnius	Attend and Present at TERENA TCN 2010 Conference	\$5,550		
Somerville, A	Project Manager	PNG - Madang	Divine Word University Donation	\$1,085		
Stokker, J	Director, Library Services	New Zealand - Auckland, Wellington	Conference Speaker, Uni Visits		\$1,617	University of Auckland Library, TelSIG Conference
Tee, N	Network Engineer	PNG - Madang	Divine Word University Donation	\$1,085		
Warren, R	Project Office Specialist	New Zealand - Auckland	CAUDIT Tour	\$3,680		
Yarrow, A	Manager, ESS, IT Services	Singapore	Forum Participation	\$150	\$1,950	Hewlett Packard
Young, J	Manager, HPC & Research Support	USA	University Visits	\$6,893		

CONSULTANCY EXPENDITURE

	2010	2009	2008	2007	2006
CONSULTANCY EXPENDITURE	\$000	\$000	\$000	\$000	\$000
COMMUNICATIONS	31	7	38	17	1
FINANCE/ACCOUNTING	201	120	73	269	153
HUMAN RESORCE MANAGEMENT	172	180	311	54	58
INFORMATION TECHNOLOGY	516	190	16	673	514
MANAGEMENT	334	180	61	48	16
PROFESSIONAL/TECHNICAL	4,351	4,433	3,776	2,670	2,554
	5,605	5,109	4,276	3,731	3,296

CORPORATE INFORMATION SYSTEMS

The core systems in use to administer QUT's financial and operational performance are:

Student Information System–Student and Academic Management System (SAMS) Version 4.06 | Supplied by Technology One

Financial System–ORACLE eBusinessSuite, version 11.5.10 | Supplied by ORACLE Corporation

Human Resources System (including payroll) – ALESCO HR System, Version 12.01 | Supplied by Talent 2.

COUNCIL COMMITTEES

MEMBERSHIP AND ATTENDANCE IN 2010

ACADEMIC POLICY PROCEDURES COMMITTEE

Name	Position	Meeting Attendance
Ms R Nash	Nominee of Chair of University Academic Board (Chair)	2 meetings from 2 meetings
Ms C Jackson	Dean of Studies or nominee	1 meeting from 2 meetings
Mr R Morley/ Ms J Paltridge	Student Ombudsman (ex officio)	2 meetings from 2 meetings
Mr B McCallum	Director, Student Business Services Department or nominee	2 meetings from 2 meetings
Ms K Petherick/ Ms K Douglas	A Faculty Administration Manager, nominated by the Faculty Administration Managers	2 meetings from 2 meetings
Associate Professor P Rowntree	Two Academic Staff members nominated by and from University Academic Board	2 meetings from 2 meetings
Associate Professor A McKee	Two Academic Staff members nominated by and from University Academic Board	2 meetings from 2 meetings
Mr W McDonald	One member of QUT Student Guild, with concurrent membership of University Academic Board, appointed or elected in the manner determined by the Student Guild Council	0 meetings from 2 meetings

ALUMNI BOARD

Name	Position	Meeting Attendance
Ms M Vecchio	President of Alumni (ex officio) (Chair)	4 meetings from 5 meetings
Dr T Baker	One member of QUT Council elected to Council by and from Alumni (ex officio)	4 meetings from 5 meetings
Mrs M-C Grady	Four members elected by and from Alumni	1 meeting from 5 meetings
Ms M Hocknull	Four members elected by and from Alumni	5 meetings from 5 meetings
Ms J Robertson	Four members elected by and from Alumni	4 meetings from 5 meetings
Mr W Chen	Four members elected by and from Alumni	1 meeting from 5 meetings
Mr M Bonning	Three members of Alumni nominated by the Vice-Chancellor	3 meetings from 5 meetings
Ms J Magub	Three members of Alumni nominated by the Vice-Chancellor	4 meetings from 5 meetings
Mr B Hooker	Three members of Alumni nominated by the Vice-Chancellor	0 meetings from 5 meetings
Mr S Sheppard	Deputy Vice-Chancellor (International and Development) or nominee	5 meetings from 5 meetings

APPEALS COMMITTEE

Name	Position	Meeting Attendance
Mr M Roggenkamp	One member of University Academic Board, nominated by the Chair of University Academic Board, (Chair)	5 meetings from 6 meetings
Mr B McCallum/ Ms Paltridge	Registrar or nominee	6 meetings from 6 meetings
Professor R Wolff	One member nominated by and from Council	4 meetings from 6 meetings
Associate Professor N Bahr	Two members of academic staff from different faculties, who are members of University Academic Board, nominated by University Academic Board	5 meetings from 6 meetings
Ms A Mehta	Two members of academic staff from different faculties, who are members of University Academic Board, nominated by University Academic Board	5 meetings from 6 meetings
Mr R Morley	Student Ombudsman (ex officio)	6 meetings from 6 meetings
Mr W McDonald/Byrne/ Knowles	One member nominated by and from QUT Student Guild	5 meetings from 6 meetings
Mr J Derbyshire	A postgraduate student nominated by Postgraduate Students Association, who is only a member when the Committee is considering higher degree research student appeals	(n/a)

AUDIT AND RISK MANAGEMENT COMMITTEE

Name	Position	Meeting Attendance
Mrs R Vilgan	Three external members with professional accounting, financial or auditing expertise nominated from or by Council (where an external member of Council has such expertise the appointment should be from Council, otherwise appointment of an external non-Council member with such expertise should be made by Council) (Chair)	5 meetings from 5 meetings
Major-General P Arnison	Chancellor or external Council member nominated by the Chancellor	5 meetings from 5 meetings
Ms M Vecchio	Three external members with professional accounting, financial or auditing expertise nominated from or by Council (where an external member of Council has such expertise the appointment should be from Council, otherwise appointment of an external non-Council member with such expertise should be made by Council)	4 meetings from 5 meetings
Ms H Gluer	Three external members with professional accounting, financial or auditing expertise nominated from or by Council (where an external member of Council has such expertise the appointment should be from Council, otherwise appointment of an external non-Council member with such expertise should be made by Council)	2 meetings from 5 meetings
Professor P Coaldrake	Vice-Chancellor (rights of audience and debate)	4 meetings from 5 meetings
Mr S Pincus	Executive Director, Finance and Resource Planning (rights of audience and debate)	5 meetings from 5 meetings
Ms S Patel	Director, Assurance and Risk Management Services (rights of audience and debate)	5 meetings from 5 meetings

CHANCELLOR'S COMMITTEE

Name	Position	Meeting Attendance
Major-General P Arnison	Chancellor (ex officio) (Chair)	3 meetings from 3 meetings
Professor P Coaldrake	Vice-Chancellor (ex officio)	3 meetings from 3 meetings
Mr H Nalder	Deputy Chancellor (ex officio)	3 meetings from 3 meetings
Ms R Vilgan	One external member of Council appointed by Council	3 meetings from 3 meetings
Mr S Keim/Mrs H Gluer	Two additional members of Council appointed by Council, who are only members when the Committee is considering nominations of prospective members of Council	1 meeting from 3 meetings
Ms M Vecchio	Two additional members of Council appointed by Council, who are only members when the Committee is considering nominations of prospective members of Council	1 meeting from 3 meetings

PLANNING AND RESOURCES COMMITTEE

Name	Position	Meeting Attendance
Mr H Nalder	Chancellor, or Council member nominated by the Chancellor, (Chair)	7 meetings from 7 meetings
Professor P Coaldrake	Vice-Chancellor (ex officio)	7 meetings from 7 meetings
Professor K Bowman	Deputy Vice-Chancellor (Academic) (ex officio)	7 meetings from 7 meetings
Mr S Pincus/ Mr C Cartwright	Executive Director, Finance and Resource Planning (ex officio)	7 meetings from 7 meetings
Dr C Dickenson/ Mr A Frowd	Registrar (ex officio)	7 meetings from 7 meetings
Associate Professor D Campbell	One member of academic staff nominated by and from University Academic Board	3 meetings from 7 meetings

Continues over

PLANNING AND RESOURCES COMMITTEE

Name	Position	Meeting Attendance
Professor M Lavarch	One executive dean of faculty nominated by the executive deans of faculty	6 meetings from 7 meetings
S Keim/Vacant	Six Council members nominated by Council	3 meetings from 3 meetings
Dr L Perry	Six Council members nominated by Council	5 meetings from 7 meetings
Mr J Puttick	Six Council members nominated by Council	6 meetings from 7 meetings
Vacant/Mr D Fishel	Six Council members nominated by Council	3 meetings from 4 meetings
Major-General P Arnison	Six Council members nominated by Council	6 meetings from 7 meetings
Ms W Harper	Six Council members nominated by Council, one of whom shall be elected professional staff member	5 meetings from 7 meetings

RESEARCH DEGREES COMMITTEE

Name	Position	Meeting Attendance
Professor R Wissler	Dean of Research and Research Training (ex officio) as Chair	8 meetings from 12 meetings
Ms S Gasson/Dr R Tunny	Manager, Research Students Centre (ex officio)	12 meetings from 12 meetings
Professor A Taji	Director, International Graduate Research (ex officio)	9 meetings from 12 meetings
Professor B Duncan/ Professor B Mathews	Four associate professors/professors nominated by the Deputy Vice-Chancellor (Research and Commercialisation), where membership is constituted with due regard for breadth of disciplinary representation	6 meetings from 12 meetings
Associate Professor T Walsh	Four associate professors/professors nominated by the Deputy Vice-Chancellor (Research and Commercialisation), where membership is constituted with due regard for breadth of disciplinary representation	12 meetings from 12 meetings
Professor G Kendall	Four associate professors/professors nominated by the Deputy Vice-Chancellor (Research and Commercialisation), where membership is constituted with due regard for breadth of disciplinary representation	9 meetings from 9 meetings
Associate Professor J Brownlee/M Clowes/ Professor C Diezman	Four associate professors/professors nominated by the Deputy Vice-Chancellor (Research and Commercialisation), where membership is constituted with due regard for breadth of disciplinary representation	12 meetings from 12 meetings
Professor R Parker/ Dr S Cox	Five members with experience as supervisors of higher degree research students nominated by University Research and Innovation Committee, where membership is constituted with due regard for breadth of disciplinary representation	10 meetings from 12 meetings
Professor K Oloyede/ Professor P Yarlagadda	Five members with experience as supervisors of higher degree research students nominated by University Research and Innovation Committee, where membership is constituted with due regard for breadth of disciplinary representation	12 meetings from 12 meetings
Vacant	Five members with experience as supervisors of higher degree research students nominated by University Research and Innovation Committee, where membership is constituted with due regard for breadth of disciplinary representation	
Professor M Courtney/ Professor M Clark	Five members with experience as supervisors of higher degree research students nominated by University Research and Innovation Committee, where membership is constituted with due regard for breadth of disciplinary representation	12 meetings from 12 meetings
Dr S Carson/ Professor B Haseman	Five members with experience as supervisors of higher degree research students nominated by University Research and Innovation Committee, where membership is constituted with due regard for breadth of disciplinary representation	11 meetings from 12 meetings
Ms D Ward	One postgraduate student nominated by QUT Postgraduate Students Association	9 meetings from 12 meetings

UNIVERSITY ACADEMIC BOARD

Name	Position	Meeting Attendance
Professor K Bowman	Deputy Vice-Chancellor (Academic) (ex officio) as Chair	4 meetings from 5 meetings
Professor P Coaldrake	Vice-Chancellor (ex officio)	2 meetings from 5 meetings
Professor T Cochrane/ Dr G Mitchell	Deputy Vice-Chancellor (Technology, Information and Learning Support) (ex officio)	5 meetings from 5 meetings
Professor A Sharma/ Professor R Wissler	Deputy Vice-Chancellor (Research and Commercialisation) (ex officio)	4 meetings from 5 meetings
Mr S Sheppard	Deputy Vice-Chancellor (International and Development) (ex officio)	3 meetings from 5 meetings
Mr S Pincus	Executive Director, Finance and Resource Planning (ex officio)	5 meetings from 5 meetings
Dr C Dickenson	Registrar (ex officio)	5 meetings from 5 meetings
Professor M Betts/ Professor S Savage	Executive Deans of Faculty (Built Environment and Engineering) (ex officio)	5 meetings from 5 meetings
Professor P Little/ Associate Professor Parker/Professor Bradley/ Professor Simpson	Executive Deans of Faculty (Business) (ex officio)	5 meetings from 5 meetings
Professor S Street	Executive Deans of Faculty (Creative Industries) (ex officio)	5 meetings from 5 meetings
Professor W Patton/ Professor K-T Lee	Executive Deans of Faculty (Education) (ex officio)	5 meetings from 5 meetings
Professor A Wilson/ Professor R Nash	Executive Deans of Faculty (Health) (ex officio)	4 meetings from 5 meetings
Professor S Kaplan/ Professor Edwards	Executive Deans of Faculty (Science and Technology) (ex officio)	5 meetings from 5 meetings
Professor M Lavarch/ Professor Shirley	Executive Deans of Faculty (Law) (ex officio)	5 meetings from 5 meetings
Professor R Wissler	Dean of Research and Research Training (ex officio)	4 meetings from 5 meetings
Professor S Towers	Dean of Studies (ex officio)	5 meetings from 5 meetings
Mr R Daniels/Mr T Baker	Chancellor or Council member nominated by Chancellor	2 meetings from 5 meetings
Mr J Duffy	One Council member nominated by Council	3 meetings from 5 meetings
Associate Professor A McKee	One academic staff member from each faculty, elected by and from academic staff of each faculty (Creative Industries)	3 meetings from 5 meetings
Associate Professor D Campbell	One academic staff member from each faculty, elected by and from academic staff of each faculty (Built Environment and Engineering)	3 meetings from 5 meetings
Mrs A Mehta	One academic staff member from each faculty, elected by and from academic staff of each faculty (Business)	5 meetings from 5 meetings
Associate Professor N Bahr	One academic staff member from each faculty, elected by and from academic staff of each faculty (Education)	2 meetings from 5 meetings
Professor R Nash	One academic staff member from each faculty, elected by and from academic staff of each faculty (Health)	4 meetings from 5 meetings
Ms A Stickley	One academic staff member from each faculty, elected by and from academic staff of each faculty (Law)	2 meetings from 5 meetings
Associate Professor P Rowntree	One academic staff member from each faculty, elected by and from academic staff of each faculty (Science and Technology)	4 meetings from 5 meetings
Professor R Wolff	Six members of academic staff elected by and from all academic staff of the University, with no more than two elected from each faculty	5 meetings from 5 meetings

Continues over

UNIVERSITY ACADEMIC BOARD

Name	Position	Meeting Attendance
Mr A MacAdam	Six members of academic staff elected by and from all academic staff of the University, with no more than two elected from each faculty	3 meetings from 5 meetings
Dr D Henderson	Six members of academic staff elected by and from all academic staff of the University, with no more than two elected from each faculty	2 meetings from 5 meetings
Associate Professor P Heywood	Six members of academic staff elected by and from all academic staff of the University, with no more than two elected from each faculty	2 meetings from 5 meetings
Mr M Roggenkamp	Six members of academic staff elected by and from all academic staff of the University, with no more than two elected from each faculty	2 meetings from 5 meetings
Ms E Horton	Six members of academic staff elected by and from all academic staff of the University, with no more than two elected from each faculty	2 meetings from 5 meetings
Mr J Derbyshire	Two postgraduate students, nominated by QUT Postgraduate Students Association	0 meetings from 5 meetings
Ms Carly Lassig	Two postgraduate students, nominated by QUT Postgraduate Students Association	3 meetings from 5 meetings
Ms K Henderson	Six undergraduate students, nominated by QUT Student Guild Council	3 meetings from 5 meetings
LJ Williams	Six undergraduate students, nominated by QUT Student Guild Council	0 meetings from 5 meetings
Ms G Byrne	Six undergraduate students, nominated by QUT Student Guild Council	3 meetings from 5 meetings
Ms G Harvey	Six undergraduate students, nominated by QUT Student Guild Council	3 meetings from 5 meetings
Mr W McDonald	Six undergraduate students, nominated by QUT Student Guild Council	meetings from 5 meetings
Mr J Knowles	Six undergraduate students, nominated by QUT Student Guild Council	3 meetings from 5 meetings

UNIVERSITY RESEARCH AND INNOVATION COMMITTEE

Name	Position	Meeting Attendance
Professor A Sharma/ Professor R Wissler/ Professor P Burnett	Deputy Vice-Chancellor (Research and Commercialisation) (ex officio) (Chair)	5 meetings from 5 meetings
Professor K Bowman	Deputy Vice-Chancellor (Academic) (ex officio)	5 meetings from 5 meetings
Professor Rod Wissler	Dean of Research and Research Training (ex officio)	4 meetings from 5 meetings
Mr M McArdle	Director, Office of Research (ex officio)	5 meetings from 5 meetings
Mr C Melvin	Director, Office of Commercial Services (ex officio)	3 meetings from 5 meetings
Professor A Kelso	One nominee of Council – either an external member of Council with research, commercialisation or innovation experience outside of the University, or an external nominee from outside the University with such experience	3 meetings from 5 meetings
Dr N Durrant	One nominee of the Deputy Vice-Chancellor (Research and Commercialisation) from early career researchers with an emerging record of excellence in research, taking into account discipline balance and equity considerations	4 meetings from 5 meetings
Professor T Cochrane	One nominee of the Deputy Vice-Chancellor (Research and Commercialisation) with expertise in information technology and libraries able to contribute to strategic thinking and policy development for research within the University	5 meetings from 5 meetings
Professor R Young	One nominee of the Deputy Vice-Chancellor (Research and Commercialisation) from each QUT Institute (Health and Biomedical Innovation)	3 meetings from 5 meetings

Continues over

UNIVERSITY RESEARCH AND INNOVATION COMMITTEE

Name	Position	Meeting Attendance
Professor P Graham	One nominee of the Deputy Vice-Chancellor (Research and Commercialisation) from each QUT Institute (Creative Industries and Innovation)	1 meetings from 5 meetings
Mr E Hall	One nominee of the Deputy Vice-Chancellor (Research and Commercialisation) from each QUT Institute (Information Security)	2 meetings from 5 meetings
Mr J Reeves	One nominee of the Deputy Vice-Chancellor (Research and Commercialisation) from each QUT Institute (Sustainable Resources)	3 meetings from 5 meetings
Professor J Bell/ Professor Oloyede	Assistant Dean (Research) (ex officio), or equivalent, from each faculty (Built Environment and Engineering)	5 meetings from 5 meetings
Professor M Silience	Assistant Dean (Research) (ex officio), or equivalent, from each faculty (Science and Technology)	5 meetings from 5 meetings
Professor B Haseman/ Professor G Hearn	Assistant Dean (Research) (ex officio), or equivalent, from each faculty (Creative Industries)	2 meetings from 5 meetings
Professor C Diezmann/ Associate Professor Brownlee	Assistant Dean (Research) (ex officio), or equivalent, from each faculty (Education)	5 meetings from 5 meetings
Professor M Courtney/ Professor M Clark	Assistant Dean (Research) (ex officio), or equivalent, from each faculty (Health)	5 meetings from 5 meetings
Professor B Duncan	Assistant Dean (Research) (ex officio), or equivalent, from each faculty (Law)	4 meetings from 5 meetings
Professor Parker	Assistant Dean (Research) (ex officio), or equivalent, from each faculty (Business)	5 meetings from 5 meetings
Dr P Silvey	One nominee of the Vice-Chancellor from outside the University with significant experience in commercialisation.	5 meetings from 5 meetings

UNIVERSITY TEACHING AND LEARNING COMMITTEE

Name	Position	Meeting Attendance
Professor S Towers	Deputy Vice-Chancellor (Teaching Quality) (ex officio) (Chair)	5 meetings from 5 meetings
Professor K Bowman	Deputy Vice-Chancellor (Academic) (ex officio)	5 meetings from 5 meetings
Professor T Cochrane/ Mr M McCormack	Deputy Vice-Chancellor (Technology, Information and Learning Support) or nominee	5 meetings from 5 meetings
Ms M Kelly	Registrar or nominee	3 meetings from 5 meetings
Ms D Southwell/ Dr F Lombard	Director, Learning and Teaching Development (ex officio)	5 meetings from 5 meetings
Professor R Wissler/ Professor P Burnett	Dean of Research and Research Training (ex officio)	5 meetings from 5 meetings
Professor S Vaughan	Dean of Studies (ex officio)	1 meeting from 2 meetings
Professor S Savage/ Dr M Murray	The Chair of each faculty teaching and learning committee (Built Environment and Engineering) (ex officio)	4 meetings from 5 meetings
Ms L Simpson/ Dr C Gardiner	The Chair of each faculty teaching and learning committee (Business) (ex officio)	3 meetings from 5 meetings
Associate Professor C Hong	The Chair of each faculty teaching and learning committee (Creative Industries) (ex officio)	5 meetings from 5 meetings
Associate Professor N Bahr	The Chair of each faculty teaching and learning committee (Education) (ex officio)	5 meetings from 5 meetings

Continues over

UNIVERSITY TEACHING AND LEARNING COMMITTEE

Name	Position	Meeting Attendance
Professor R Nash	The Chair of each faculty teaching and learning committee (Health) (ex officio)	5 meetings from 5 meetings
Dr S Edwards/ Dr D Mallet/Associate Professor P Rowntree	The Chair of each faculty teaching and learning committee (Science and Technology) (ex officio)	4 meetings from 5 meetings
Associate Professor M Shirley/Professor P Bell	The Chair of each faculty teaching and learning committee (Law) (ex officio)	5 meetings from 5 meetings
Ms W Harper/ Ms J Stokker	Director, eLearning Services (ex officio)	5 meetings from 5 meetings
Mrs B Kent	One member nominated by University Teaching and Learning Committee, from persons external to the University or sessional academic staff of the University	2 meetings from 5 meetings
Mr W McDonald/ Ms K Henderson	One undergraduate student nominated by QUT Student Guild Council	2 meetings from 5 meetings
Mr Y Liu	One postgraduate student nominated by QUT Postgraduate Students Association	3 meetings from 5 meetings



Queensland University of Technology
Brisbane Australia

QUT CAMPUSES

Gardens Point

2 George Street GPO Box 2434
Brisbane Qld 4001 Australia
Phone +61 7 3138 2000

Kelvin Grove

Victoria Park Road
Kelvin Grove Qld 4059 Australia
Phone +61 7 3138 2000

Caboolture

Cnr Manley and Tallon Streets
PO Box 1376
Caboolture Qld 4510 Australia
Phone +61 7 5316 7400

ISSN 0819-209X

ABN 83 791 724 622

CRICOS No. 00213J

www.qut.edu.au